



Department of Justice
Federal Bureau of Investigation

FEDERAL BUREAU OF INVESTIGATION (FBI)
CRIMINAL JUSTICE INFORMATION SERVICES (CJIS)
ELECTRONIC BIOMETRIC TRANSMISSION
SPECIFICATION (EBTS)

December 9, 2011

Prepared By:

Federal Bureau of Investigation
Criminal Justice Information Services Division
1000 Custer Hollow Road
Clarksburg, WV 26306

CHANGE HISTORY SECTION

Version/ Revision	Revision Date	Description Of Change	QA Approved	Date
9.3	12/9/2011	<p>General:</p> <ul style="list-style-type: none"> • Removed Latent functionality that will not be carried forward in NGI: CFS, ELR, NAR, LSMQ, & LSMR, ULAC. • Reworded Section 3.4.2 Latent Print Investigation for the added NGI functionality and changes being made. • Added more wording to new functionality being offered by NGI • Updating certain places to be conformant with ANSI/NIST-ITL 2011. • Updated functionality being offered in NGI Increment 3 by changing 'Future Capability' to 'NGI Increment 3' for those items. <p>Section 3.1.1:</p> <ul style="list-style-type: none"> • NGI will be enrolling palmprints and supplemental fingerprint and palmprints included on Tenprint Identification Submissions <p>Section 3.1.2:</p> <ul style="list-style-type: none"> • NGI will be allowing additional record types on the Latent Identification Submissions, taking over functionality of CFS & ELR • Including 'inconclusive' result to also be returned <p>Section 3.1.3:</p> <ul style="list-style-type: none"> • Expanding RPIS to be used by CBP for rapid searching of the criminal repository. <p>Section 3.1.3:</p> <ul style="list-style-type: none"> • Including in the response to CBP rapid search only 'Red' or 'Green' <p>Section 3.3.1:</p> <ul style="list-style-type: none"> • Updated IRQ/IRR/ISR to include the 		

Version/ Revision	Revision Date	Description Of Change	QA Approved	Date
		<p>new image sets being made available: Palmprint and Supplemental image sets.</p> <p>Section 3.3.2:</p> <ul style="list-style-type: none"> • Adding new TOT BATQ/BATR for Audit Trail Retrieval of the new image sets. <p>Section 3.4.2:</p> <ul style="list-style-type: none"> • Added the repository selection, NDR, of criminal and/or civil for Penetration Query (LPNQ). • Expanding LFIS/LFFS/SRL with the new functionality being offered by NGI. Major change is searching each event print to give more accurate results. Including this additional information in the search results. <p>Section 3.4.3:</p> <ul style="list-style-type: none"> • Included the civil repository in the response. <p>Section 3.5.1:</p> <ul style="list-style-type: none"> • Expanding the ULM to include when a biometric decision of an IDENT from a contributor that is not the owner of the unsolved latent print along with additional matched image sets being returned. <p>Section 3.6.3:</p> <ul style="list-style-type: none"> • Adding new BDEL/BDELR TOT for deletion of palmprint and supplemental image sets previously enrolled by owner. • Adding new BDEC/BDECR TOT for biometric decision request which will aid in tuning the NGI matcher accuracy. • Expanding the FIS TOT to support enrollment of palmprint and supplemental image sets. <p>Appendix C:</p>		

Version/ Revision	Revision Date	Description Of Change	QA Approved	Date
		<ul style="list-style-type: none"> • Redefined FBI Number to use UCN • Increase maximum occurrences of the NDR field • Added 'inconclusive' to the SRF field. • Added new values to IMT • Added new fields: <ul style="list-style-type: none"> ○ ATR – Audit Trail Record ○ BIA – Biometric Available ○ BID – Biometric Image Descriptor ○ BSI – Biometric Set Identifier ○ CNL – Candidate Investigative List ○ EVI – Event Identifier ○ NIR – Number Images Requested ○ PPD – Print Position Descriptor ○ ULR – Unsolved Latent Retain <p>Appendix J:</p> <ul style="list-style-type: none"> • Including complete definition of the 'public' template NGI will be using for the Extended Feature Set. <p>Appendix M:</p> <ul style="list-style-type: none"> • Removed messages that will not be returned by CJIS. • Updated wording for NGI Increment 3 functionality, changing SLC to SPC • Added new entries for NGI Increment 3 functionality <p>Appendix N:</p> <ul style="list-style-type: none"> • Added user defined field for describing source of image <ul style="list-style-type: none"> ○ ISC <p>Appendix P:</p> <ul style="list-style-type: none"> • Adding complete definition of Fingerprint Image Set, Palmprint Image Set, and Supplemental Image Set 		

Version/ Revision	Revision Date	Description Of Change	QA Approved	Date
		<ul style="list-style-type: none"> • Including examples of transactions, updating figures <p>Appendix Q (new):</p> <ul style="list-style-type: none"> • Adding Type-15 Definitions <p>Appendix R (new):</p> <ul style="list-style-type: none"> • Adding Type-13 Definitions <p>Appendix AC:</p> <ul style="list-style-type: none"> • Adding/removing acronyms as necessary 		
9.2	1/14/2011	<p>General:</p> <ul style="list-style-type: none"> • Removed all references to the document versions and added a separate listing of all the documents referenced in the standard. • Fixing clerical errors. • Adding new services now offered by CJIS/IAFIS. • Expanding definitions for new services to be offered by NGI. <p>Table of Contents:</p> <ul style="list-style-type: none"> • Corrected figure numbers and page numbers for figures in Appendix P <p>Section 3:</p> <ul style="list-style-type: none"> • Removed references to Palmprint Search and Supplemental Fingerprint and Palmprint Search as those will be covered under the enhance Friction Ridge Search. • Moved section on Palmprint and Supplemental Fingerprint and Palmprint submission to newly created Appendix P along with expanding on CJIS expectations of how to submit those image sets. • Expanded several sections with more detail of what NGI will be offering as design moves forward. • Adding wording to the following TOTs that they will not be carried over into NGI: CFS, ELR, NAR, LSMQ, & 		

Version/ Revision	Revision Date	Description Of Change	QA Approved	Date
		<p>LSMR, ULAC.</p> <p>Appendix B:</p> <ul style="list-style-type: none"> • Clarified wording on the DAT 1.005 field as date transaction was submitted. • Added XML encoding namespaces for Type-1 fields. • Corrected sample column entries in Table B-1 <p>Appendix C:</p> <ul style="list-style-type: none"> • Added XML encoding namespaces for Type-2 fields. • Removed the 'Max Byte Count' column from Table C-1 • Corrected sample column entries in Table C-1 <p>Appendix D:</p> <ul style="list-style-type: none"> • Added rows for GEO Locator fields • Added column for the new services: <ul style="list-style-type: none"> ○ FVR <p>Appendix E:</p> <ul style="list-style-type: none"> • Added rows for GEO Locator fields • Ensure that all tables in appendix have the same fields listed • Added column for the new services: <ul style="list-style-type: none"> ○ ERRR • Removed the following TOTs due to duplication: <ul style="list-style-type: none"> ○ ERRI <p>Appendix F:</p> <ul style="list-style-type: none"> • Corrected wording for the addition of the new section for Mobile ID. • Added language concerning grandfathering of SAP level 10 and 20 acquisition devices procured for RISC pilot • New devices procured after January 1, 2012 will be subjected to minimum SAP level 30 requirement 		

Version/ Revision	Revision Date	Description Of Change	QA Approved	Date
		<p>Appendix J:</p> <ul style="list-style-type: none"> Added XML encoding namespaces for Type-9 fields. <p>Appendix L:</p> <ul style="list-style-type: none"> Correct number of records expected for different transactions. Reorganized Tables L-3 & L-4 to allow for more modalities along with breaking them into more tables for easy of reading. Added Table L-5 Transaction/Response/Error TOT Correspondence <p>Appendix P (NEW)</p> <ul style="list-style-type: none"> Added more detail about how to submit Palmprint Image Sets and Supplemental Fingerprint and Palmprint Image sets. 		
9.1	1/29/2010	<p>General:</p> <ul style="list-style-type: none"> Changed all references to the ANSI/NIST standard to the ITL-2007 version. Ensure all wording, definitions, and descriptions are consistent with ANSI/NIST-ITL 2007. Removed Future Capability TOTs where design has not started for those messages. <p>Section 3:</p> <ul style="list-style-type: none"> Changed RISC Notification to Unsolicited Hit Notification and assigned it TOT UHN. Reworded text for RPIS, RPISR, and UHN TOTs to align with NGI Increment 2 design. Renamed LFIS & LFFS to Latent Friction Ridge Image Search & Latent Friction Ridge Feature Search. <p>Appendix C:</p>		

Version/ Revision	Revision Date	Description Of Change	QA Approved	Date
		<ul style="list-style-type: none"> • Added new elements: <ul style="list-style-type: none"> ○ SII, 2.2023 – Supplementary Identity Information initially used for RPISR TOT ○ HTI, 2.2024 – Hit Type Indicator initially used for UHN TOT • Updated element descriptions to reflect NGI Increment 2 design: <ul style="list-style-type: none"> ○ ACN, 2.071 - Action to be Taken ○ CRI, 2.073 - Controlling Agency Identifier ○ ERS, 2.075 - Electronic Rap Sheet ○ NOT, 2.088 - Note Field ○ RAP, 2.070 - Request for Electronic Rap Sheet ○ SRF, 2.059 - Search Results Findings • Included definition for missing element: <ul style="list-style-type: none"> ○ SLE, 2.055 – Custody or Supervisory Literal ○ ITD. 2.058 – Image Record Type Desired • Updated definitions: <ul style="list-style-type: none"> ○ TSR, 2.043 – Type of Search Requested • Added DoD's definition of GeoLocator as Future Capability for Mobile ID <p>Appendix D:</p> <ul style="list-style-type: none"> • Added row for new SII element • Added/Changed elements to existing TOTs: <ul style="list-style-type: none"> ○ RPIS ○ RPISR ○ ITD • Corrected values for elements of existing TOTs that were represented incorrectly • Deleted column for FVR <p>Appendix E:</p>		

Version/ Revision	Revision Date	Description Of Change	QA Approved	Date
		<ul style="list-style-type: none"> • Added new column for UHN TOT • Added row for new HTI element • Corrected values for elements of existing TOTs that were represented incorrectly <p>Appendix I:</p> <ul style="list-style-type: none"> • Corrected values for elements of existing TOTs that were represented incorrectly <p>Appendix J:</p> <ul style="list-style-type: none"> • Corrected definitions to line up with how IAFIS processes Type-9 records <p>Appendix L:</p> <ul style="list-style-type: none"> • Added data to tables for NGI Increment 2 design • Adjusted number of record types for TOTs as necessary • Added new fields to Tables L-1, L-2 <p>Appendix O (NEW)</p> <ul style="list-style-type: none"> • Added NCIC POB Code Table <p>Appendix AC</p> <ul style="list-style-type: none"> • Added acronyms for NGI Increment 2 design • Corrected acronyms that had the incorrect description 		
9.0	9/8/2009	<p>Reorganization of document into the NGI Core User Services:</p> <ul style="list-style-type: none"> • Identification Service • Verification Service • Information Service • Investigation Service • Notification Service • Data Management Service <p>Removed all TOTs from 'Future Capability' sections until such a time as design has been completed and decision on which TOT will be</p>		

Version/ Revision	Revision Date	Description Of Change	QA Approved	Date
		<p>used.</p> <p>3.1.6:</p> <ul style="list-style-type: none"> • Added new section for Card Scanning Service (CSS) TOTs. <p>3.4.5:</p> <ul style="list-style-type: none"> • Added new section for Biographic Investigation Submissions, includes new TOTs: Electronic Subject Search (EQHR, EHRR, EQER, & EQRR). <p>Appendix A:</p> <ul style="list-style-type: none"> • Reformatted Table A-1 • Added new Tables A-2 & A-3 <p>Appendix B:</p> <ul style="list-style-type: none"> • Table B-1 for Type 1 record elements was replaced with previous versions table. <p>Appendix C:</p> <ul style="list-style-type: none"> • Added new elements: <ul style="list-style-type: none"> ○ CIDN, 2.2022 – Contributor Assigned Identification Number for the EQHR TOT • Updated elements: <ul style="list-style-type: none"> ○ NCR, 2.079 – Number of Candidates/Images Returned for EQHR TOT <p>Appendix D:</p> <ul style="list-style-type: none"> • Added new columns for EHRR, EQER, EQHR, EQRR, & RPISR • Added/Changed elements to existing TOTs: <ul style="list-style-type: none"> ○ ULM: optional 2.060, MSG <p>Appendix L:</p> <ul style="list-style-type: none"> • Updated Element Name: <ul style="list-style-type: none"> ○ NCR, 2.079 – Number of Candidates/Images Returned for EQHR • Added New Element: 		

Version/ Revision	Revision Date	Description Of Change	QA Approved	Date
		<ul style="list-style-type: none"> ○ CIDN, 2.2022 – Contributor Assigned Identification Number • Added new Transaction to Recordset Summary Tables: <ul style="list-style-type: none"> ○ External Query History Request ○ External Query History Response <p>Appendix M:</p> <ul style="list-style-type: none"> • Removed Error Codes no longer being used: <ul style="list-style-type: none"> ○ L0069, S0006, W0009, & W0010 <p>Appendix AC:</p> <ul style="list-style-type: none"> • Added new acronyms: <ul style="list-style-type: none"> ○ CIDN, EHRR, EQER, EQHR, & EQRR • Updated acronym name: <ul style="list-style-type: none"> ○ NCR 		

Table of Contents

CHANGE HISTORY SECTION.....	i
Table of Contents	xi
List of Tables	xiv
List of Figures.....	xv
PREFACE.....	1
INTRODUCTION	3
1.1 Background.....	3
1.2 File Format.....	4
1.3 Change Control.....	5
1.4 Tagged Fields.....	6
1.4.1 Interpretation of Tags.....	6
1.4.2 Use of Separator Characters.....	6
1.5 Error Handling	7
1.6 Identifying Previous Transactions	8
1.7 Data Storage in the CJIS Database	9
1.8 Guidance on ORI and CRI Usage.....	9
1.9 Specific Changes to This Version.....	10
1.10 Reference Documents	10
2 SCOPE	11
2.1 Identification Service	11
2.2 Verification Service	12
2.3 Information Service	12
2.4 Investigation Service.....	13
2.5 Notification Service	13
2.6 Data Management Service	13
3 OPERATIONAL CONCEPTS	14
3.1 Identification Service	16
3.1.1 Tenprint Fingerprint Identification Submissions.....	17
3.1.2 Latent Fingerprint Identification Submissions.....	27
3.1.3 Rapid Fingerprint Identification Search Submissions	28
3.1.4 International Terrorist Identification Submissions (Future Capability).....	31
3.1.5 Disposition File Maintenance Submissions (DSPE).....	31
3.1.6 CJIS Card Scanning Service Submissions.....	32
3.2 Verification Service	36
3.2.1 Fingerprint Verification Request (FVR).....	36
3.2.2 Fingerprint Verification Response (SRE).....	36
3.2.3 Fingerprint Verification Error Response (ERRT).....	37
3.3 Information Service	38
3.3.1 Biometric Image Retrieval Submission	38
3.3.2 Biometric Audit Trail Retrieval Submissions (NGI Increment 3).....	43
3.3.3 Rap Back Information Retrieval Submissions (Future Capability).....	45
3.4 Investigation Service.....	46
3.4.1 Tenprint Fingerprint Investigation Submissions.....	46

3.4.2	Latent Print Investigation Submissions	49
3.4.3	Latent Administrative Queries, Requests, and Responses.....	58
3.4.4	Biometric Investigation Submission	59
3.4.5	Biographic Investigation Submissions.....	60
3.5	Notification Service	62
3.5.1	Unsolved Biometric Match (ULM)	62
3.5.2	Unsolicited Unsolved Latent Delete (UULD)	63
3.5.3	Special Population Cognizant (Future Capability)	63
3.5.4	Rap Back Activity (Future Capability)	63
3.5.5	Rap Back Subscription Renewal Notification (Future Capability).....	63
3.5.6	Unsolicited Hit Notification (UHN)	64
3.5.7	External Link Record Activity Notification (Future Capability).....	64
3.5.8	External Link Failure Notification (Future Capability)	64
3.6	Data Management Service	65
3.6.1	Latent Image Maintenance Submissions	65
3.6.2	Fingerprint Image Submissions	66
3.6.3	Biometric File Maintenance Submissions	68
3.6.4	Identity File Maintenance Submission (Future Capability).....	74
3.6.5	Disposition File Maintenance Submissions (DSPE) (Future Capability).....	75
3.6.6	Rap Back File Maintenance Submissions (Future Capability)	75
3.6.7	External System Link Maintenance Submissions (Future Capability)	76
3.7	Error Message Format.....	77
3.8	Other Special Requirements for Communicating With CJIS	78
3.8.1	Electronic Fingerprint Images.....	78
3.8.2	Fingerprint Image Compression/Decompression Algorithm.....	78
3.8.3	Fingerprint Image Quality Specifications	79
3.8.4	Fingerprint Image Size Requirements	79
	APPENDIX A - TRANSACTION RESPONSE TIMES	A-1
	APPENDIX B - DESCRIPTORS AND FIELD EDIT SPECIFICATIONS FOR TYPE-1 LOGICAL RECORDS	B-1
	APPENDIX C - DESCRIPTORS AND FIELD EDIT SPECIFICATIONS FOR TYPE-2 LOGICAL RECORDS	C-1
	APPENDIX D - SUMMARY LOGICAL RECORD LAYOUTS FOR TYPE-2 IDENTIFICATION AND VERIFICATION TRANSACTIONS	D-1
	APPENDIX E - SUMMARY LOGICAL RECORD LAYOUTS FOR TYPE-2 INVESTIGATION, INFORMATION, AND NOTIFICATION TRANSACTIONS	E-1
	APPENDIX F - CJIS IMAGE QUALITY SPECIFICATIONS.....	F-1
	APPENDIX G - RESERVED.....	G-1
	APPENDIX H - DESCRIPTORS AND FIELD EDIT SPECIFICATIONS FOR TYPE-7 LOGICAL RECORDS	H-1
	APPENDIX I - SUMMARY LOGICAL RECORD LAYOUTS FOR TYPE-2 DATA MANAGEMENT TRANSACTIONS	I-1
	APPENDIX J - DESCRIPTORS AND FIELD EDIT SPECIFICATIONS FOR TYPE-9 LOGICAL RECORDS	J-1

APPENDIX K - DESCRIPTORS AND FIELD EDIT SPECIFICATIONS FOR TYPE-10 LOGICAL RECORDS	K-1
APPENDIX L - SUMMARY TABLES	L-1
APPENDIX M - TRANSACTION ERROR MESSAGES	M-1
APPENDIX N - DESCRIPTORS AND FIELD EDIT SPECIFICATIONS FOR TYPE-14 LOGICAL RECORDS	N-1
APPENDIX O - POB Code Table	O-1
APPENDIX P SPECIFICATIONS FOR TRANSMITTING PALMPRINTS AND SUPPLEMENTAL FINGERPRINTS	P-1
APPENDIX Q DESCRIPTORS AND FIELD EDIT SPECIFICATIONS FOR TYPE-15 LOGICAL RECORDS	Q-1
APPENDIX R - DESCRIPTORS AND FIELD EDIT SPECIFICATIONS FOR TYPE-13 LOGICAL RECORDS	R-1
APPENDIX A C- ACRONYMS	1

List of Tables

Table 3-2 Values of NAM, FBI and SID Returned in the SRE	26
Table 3-3 Values of NAM, FBI and SID Returned in the SRE for FVR.....	36
Table 3-5 Compression Algorithm Values	79
Table 3-6 Maximum Sizes for Fingerprint	80
Table A-1 IAFIS Average Transaction Response Times.....	A-1
Table A-2 Future NGI Maximum Transaction Response Times	A-3
Table A-3 NGI Type Of Transaction By Service	A-5
Table B-1 Field List for Type-1 (Transaction) Logical Records	B-6
Table C-1 Field Edit Specifications for Type-2 Elements	C-42
Table D-1 Summary Field Lists for Identification and Verification Transactions (Part 1 of 2)	D-2
Table D-1 Summary Field Lists for Identification and Verification Transactions (Part 2 of 2)	D-6
Table F-1 Preferred Capture Sizes	F-2
Table F-2 MTF Requirement Using Sine Wave Target.....	F-5
Table F-3 CTF Requirement Using Bar Target (Nominal Test Frequencies).....	F-5
Table F-4 Printer Geometric Accuracy Requirements.....	F-12
Table F-5 Mobile ID IQS Requirements	F-19
Table F-6 Fast Track Certification Procedures (Common Scenarios)	F-21
Table H-1 Field List for Type-7 (Miscellaneous Image) Logical Records.....	H-3
Table I-1 Summary Field Lists for Data Management Transactions	I-2
Table J-1 Field List for Type-9 (Minutiae) Native-Mode Logical Record	J-23
Table K-1 Field List for Type-10 (Subject Photo) Logical Records	K-2
Table L-1 Complete Element Cross-Reference List by Element ID.....	L-2
Table L-2 Complete Element Cross-Reference List by Tag Number.....	L-14
Table L-3 Record Set Requirements Summary by Type of Transaction	L-26
Table L-4 Record Set Requirements Summary by Type of Response.....	L-30
Table L-5 Transaction/Response/Error TOT Correspondence	L-32
Table M-1 Transaction Error Messages.....	M-1
Table N-1 Field List for Type-14 Record	N-9
Table P-1 Print Codes	P-10
Table P-2 Friction Ridge Generalized Position Codes	P-13
Table Q-1 Field List for Type-15 Record.....	Q-0
Table R-1 Field List for Type-13 Record	R-0

List of Figures

Figure 1 Electronic Fingerprint Identification Submissions	17
Figure 8 Biometric Image Retrieval Submission.....	39
Figure 9 Investigation Fingerprint Submissions	47
Figure 10 Latent Friction Ridge Investigation Workflow	53
Figure 11 Electronic Requests to Delete Unsolved Latent Friction Ridge Records	65
Figure 12 Electronic Requests to Upgrade Fingerprint Images	67
Figure F-1 Auxiliary Information Printed in Tenprint Card Format Print.....	F-17
Figure P-1 FBI Standard Fingerprint Card (FD-249)	P-5
Figure P-2 FBI Standard Palmprint Card (FD-884) Front.....	P-6
Figure P-3 FBI Standard Palmprint Card (FD-884) Reverse.....	P-7
Figure P-4 New FBI Standard Supplemental Finger/Palmprint Card (FD-884a) - Front	P-8
Figure P-5 New FBI Standard Supplemental Finger/Palmprint Card (FD-884a) - Reverse	P-9
Figure P-6 Distal, Medial and Proximal Joints	P-11
Figure P-7 Finger and Palm Segment Positions	P-12

PREFACE

How to Use This Document

This section briefly describes the parts of this document and shows how the user can utilize the document in an efficient manner.

- Section 1: Introduction. This section explains why this document was created, brief descriptions of the specification, and the elements that are commonly used.
- Section 2: Scope. This section explains the scope of this document and its purpose.
- Section 3: Operational Concepts. This section describes the User Services being offered by Next Generation Identification (NGI).
- Appendix A: Transaction Response Times. This appendix briefly presents priorities for each transaction type and response times for the transaction described in this document.
- Appendix B: Descriptors And Field Edit Specifications For Type-1 Logical Records. This appendix describes the field list for Type-1 records (Header Information).
- Appendix C: Descriptors And Field Edit Specifications For Type-2 Logical Records. This appendix contains the definitions of fields used for the Type-2 records (Transaction Descriptive, Demographic, and Biographic Information).
- Appendix D: Summary Logical Record Layouts For Type-2 Identification And Verification Transactions. This appendix contains a summary of Type-2 fields for the Identification and Verification User Services transactions.
- Appendix E: Summary Logical Record Layouts For Type-2 Investigation, Information, and Notification Transactions. This appendix contains the summary of Type-2 fields for the Investigation, Information, and Notification User Services transactions.
- Appendix F: CJIS Image Quality Specifications. This appendix gives the Integrated Automated Fingerprint Identification System (IAFIS) Image Quality Specifications for fingerprint scanners, both for traditional rolled prints and “Identification Flats,” printers, and Fast Track Certification procedures.
- Appendix G: Reserved. This appendix is currently Reserved for Future Use.
- Appendix H: Descriptors And Field Edit Specifications For Type-7 Logical Records. This appendix presents the Type-7 (Tenprint Fingerprint Card Images) logical record field list, including descriptors and edit specifications.
- Appendix I: Summary Logical Record Layouts For Type-2 Data Management Transactions. This appendix presents a summary of Type-2 record layouts for Data Management User Services transactions.
- Appendix J: Descriptors And Field Edit Specifications For Type-9 Logical Records. This appendix gives the Type-9 (Fingerprint Minutiae Information) logical record field list, including descriptors and edit specifications.
- Appendix K: Descriptors And Field Edit Specifications For Type-10 Logical Records. This appendix details the Type-10 (Photo Images) logical record field list and the Type-2 (Photo) transaction field lists. Appendix K also gives considerable detail concerning photos and Type-2 descriptor information for Scars, Marks, and Tattoos.

- Appendix L: Summary Tables. This appendix provides a complete cross-reference of elements and their tag numbers and lists logical record requirements for each transaction type.
- Appendix M: Transaction Error Messages. This appendix contains error message details.
- Appendix N: Field Edit Specifications For Type-14 Logical Records. This appendix provides definition descriptors and field edits of Type-14 Variable Resolution Fingerprint Image Record.
- Appendix O: NCIC POB Code Table. This appendix contains codes applicable to place of birth and citizenship, and displays allowable codes for each.
- Appendix P: Specifications For Transmitting Palmprints And Supplemental Fingerprints. This appendix contains the recommendations for submission of palmprints along with supplemental fingerprint and palmprint images.
- Appendix Q: Descriptors And Field Edit Specifications For Type-15 Logical Records. This appendix contains the detail of the Type-15, Palmprint, record type elements.
- Appendix R: Descriptors And Field Edit Specifications For Type-13 Logical Records. This appendix contains the detail of the Type-13, Friction Ridge, record type elements.
- Appendix AC: Acronyms.

For example, to obtain information for sending a Criminal Tenprint Submission, (Answer Required) (CAR), refer to Section 3 for CAR definition, Appendix B for Type-1 logical record field list, Appendix D for the Type-2 CAR transaction field list, and Appendix C for field definitions.

INTRODUCTION

1.1 Background

For nearly 100 years, fingerprint cards have been accepted as the standard means for recording and storing fingerprint identification data. Over that period, the content, format, and quality of fingerprint cards have been revised and refined. Fingerprint cards have evolved into an accepted international standard for the exchange of fingerprint, identification, and arrest data between criminal and noncriminal justice agencies.

Historically fingerprint cards were physically transported and processed; therefore, substantial delays occurred in the identification cycle. The Integrated Automated Fingerprint Identification System (IAFIS) was developed to support the paperless submission of fingerprint information. This improved the speed and accuracy of the fingerprint identification process and has nearly eliminated the need for contributing agencies to create and transport paper fingerprint cards to the FBI. As Next Generation Identification (NGI) begins to replace parts of IAFIS, contributors will see improved speed and accuracy of the fingerprint identification process along with the addition of other biometric capabilities.

In support of the development of the CJIS/NGI and in accordance with the recommendations of the CJIS Advisory Policy Board (APB) Identification Services Subcommittee, the FBI has developed a standard for electronically encoding and transmitting fingerprint images, identification, and arrest data that extends the ANSI/NIST-ITL standard. ANSI/NIST-ITL was established in conjunction with the National Institute of Standards and Technology (NIST) and the fingerprint identification community.

The original intent of the ANSI/NIST-ITL standard was to define the content, format, and units of measurement for the exchange of information that may be used in the fingerprint identification of a subject. The ANSI/NIST-ITL standard was intended for use in the interchange between criminal justice administrations or organizations that use an Automated Fingerprint Identification System (AFIS) and to provide a common interface for other AFIS and related systems worldwide. The most recent update of the ANSI/NIST-ITL standard includes new record types to facilitate data sharing for additional biometric modalities, and has added information regarding additional biometric modes, such as palm, facial, and iris recognition.

While the aforementioned ANSI/NIST-ITL standard provides the guidelines for the exchange of biometric information between various federal, state, local, tribal, and international systems, the FBI's EBTS defines requirements to which agencies must adhere when electronically communicating with the CJIS Division. The FBI's EBTS and its future revisions will inherit the basic requirements for logical records set forth in the ANSI/NIST-ITL standard. However, the FBI-specific requirements for the ANSI/NIST-ITL implementation of logical records Type-1 (Header Information), Type-2 (Transaction Descriptive, Demographic and Biographic

Information), Type-4 (Fingerprint Image Descriptive Information), Type-7 (Tenprint Fingerprint Card Images), Type-9 (Fingerprint Minutiae Information), Type-10 (Photo Images), Type-13 (Latent Friction Ridge Images), Type-14 (Variable Resolution Fingerprint Images), Type-15 (Palmprint Images), Type-17 (Iris Images), and other record types are contained in this EBTS.

The CJIS Division will be using NGI to move toward a system that will contain biometric and biographic profiles of the subject records in its databases. NGI will evolve over time as there will be incremental deliveries into the CJIS IAFIS system. This will allow the FBI to move toward a capability that will facilitate multimodal biometric searching of its databases. Though fingerprints will continue to be the FBI's primary mode of identification for the near future, the FBI EBTS document describes the technical specifications for the submission of the additional biometric modalities to provide this future multimodal biometric search capability. As NGI evolves, CJIS will be introducing enhancements to Web Services and the EBTS XML schema. The XML schema element names and mapping to legacy elements will be provided in this standard and further expanded in the appendices.

1.2 File Format

EBTS defines the composition of the records comprising a transaction that is transmitted to another site or agency. Certain portions of the transaction shall be in accordance with definitions provided by the receiving agency. All records in a transaction shall pertain to a single subject. Biometric data used to identify another individual requires a separate transaction. A transaction¹ is comprised of records. All of the records belonging to a single transaction shall be transmitted together. There may be multiple records in a transaction of each record type other than Type-1. The only required records are Type-1 and Type-2, which are used to describe the transaction and the subject. There shall be at least one data record accompanying a Record Type-1. The maximum number of records in a transaction is restricted to 1000.

In order to ensure that the transaction description information can be read by all systems, data for all fields, Record Type-1 shall always be recorded in all encodings using the 7-bit American National Standard Code for Information Interchange (ASCII). The eighth (leftmost) bit shall contain a zero value. (This is consistent with the specification of UTF-8 for XML encodings, since ASCII is a subset of UTF-8).

The default character encoding for Traditional encoding is 7-bit ASCII. Users are encouraged to choose the option of UTF-8 for 'U' and 'user-defined' character types that does not require the use special control characters in Traditional Encoding.

¹ An ANSI/NIST-ITL transaction is called a file in Traditional Encoding and an Exchange Package in XML encoding.

For XML, UTF-8 shall be used. It is not possible to switch encodings within a transaction using XML.

The first field in the native tagged-field records shall be labeled as field “1” and contain the length in bytes of the record. This field is not necessary in the XML schema. The second field shall be labeled as field “2” in the Type-1 record and contains the version number while in the other records this field contains the Information Designation Character. The remaining natively-encoded textual fields may occur in any order and contain the information as described for that particular numbered field. However, the remaining fields in the XML schema do come in a specific order as laid out in the appendices. For tagged-field image records Type-10 through Type-99, the last and concluding field shall have a tagged ASCII field number identifier “999” followed by the image data.

In the construction and interpretation of the logical record, there is no requirement that the tagged fields be present within the logical record in any given order, with the exception of the Length (LEN) and Information Designation Character (IDC), which must be in the first and second position in the record, respectively. Thus, for example, a State Identification Bureau (SIB) could add the State Identification Number (SID) to the end of a Type-2 record created at the booking station. However, for those record types conveying image data (e.g., 13.999: DAT), the data field will always be the last field in the string. For XML encoding, the order will be defined and laid out in the appendices of this standard.

For the binary image Type-4 logical records, the content and order of the recorded fields are specified by this standard. With the exception of the first two fields, the remaining fields of the Type-7 logical image record are all user-defined (see Appendix H for CJIS EBTS definitions of those fields). All fields and data in these record types shall be recorded as binary information. For XML encoding, all the fields are laid out as ASCII with the image data being base-64 encoded.

1.3 Change Control

The EBTS defines the interface between IAFIS and the state, tribal, international, and other federal organizations’ (OFO) systems. Any changes to the data fields or formats within the EBTS must honor previously published protocols to ensure that the systems are not adversely affected. Since CJIS and the states’ and OFO’s systems were developed independently, a process has been established that provides for coordinated enhancements within the various systems while maintaining reliable interoperability. This process is based on the tagged field structure defined in the ANSI/NIST-ITL standard and a few “business rules.” The rules simply state that field definitions cannot change over time or from system to system. Each system, CJIS, state and OFO, is assigned a range of field tag numbers that they are allowed to define for passing information in their system. If a change inside that system is needed, the system would create and define the new field within the bounds of their assigned range. The new field cannot be made

mandatory for established functionality, but merely enhances functionality for those systems wishing to incorporate the new definition. With this process in place, every system on the network has the opportunity to enhance its own system on its own schedule, yet no system is ever forced to make a change in order to maintain current functionality.

1.4 Tagged Fields

1.4.1 Interpretation of Tags

In the construction and interpretation of the native logical record, the tag number should not be taken as having a fixed number of digits. The format for each field consists of the logical record type number followed by a period ".", a field number followed by a colon ":", followed by the information appropriate to that field. The tagged-field number can be any one to nine-digit number occurring between the period "." and the colon ":". It shall be interpreted as an unsigned integer field number. This implies that a field number of "2.123" is equivalent to and shall be interpreted in the same manner as a field number of "2.000000123".²

For example, in this version of the standard, native Type-2 logical record field tags were always shown as having three digits between the decimal point and colon (2.NNN:data...). However, now the Type-2 field tag numbers have been expanded to four or more digits (2.NNNN:data...). To accommodate such possibilities, the field numbers should be parsed as all digits between the period and colon.

1.4.2 Use of Separator Characters

Separator characters are used in the native encoding but are not necessary in the XML encoding. Separator characters may best be understood by considering them necessary for what follows them, not what precedes them. Thus, when a tagged field includes subfields³ (e.g., the ASL field contains subfields DOO and AOL), and another subfield is still to follow, the following one must be separated from the one preceding it by the unit separator character. If what is to follow is a repetition of a field or group of subfields, a record separator must separate the preceding field or group of subfields from the repetition to follow. If what is to follow is a new field, then the group separator character is used. If the record is complete after the previous field, the file separator is used.

As stated in the ANSI/NIST-ITL, successive separator characters now may be used with no intervening blank or other character when a subfield is missing. In Type-2 records, CJIS recognizes the following sequences as meaning that a subfield is missing: <US><US>,

² ANSI/NIST-ITL 2007

³ The EBTS' use of the term *subfield* is synonymous with the term *information item* found in the ANSI standard.

<US><RS>, <US><GS>, and <US><FS>. These are needed to obviate the need for CJIS to validate each subfield in a grouped field to see whether it contains valid data or is merely a blank. This will keep invalid data out of CJIS databases.

1.5 Error Handling

Error processing takes on two primary forms within CJIS: front-end error detection and internal process error detection and correction. The front-end process examines every incoming transaction from a security and mandatory data perspective. Potential security violations are rejected and transferred immediately to a system administrator. Some transactions lacking mandatory data, or that are incomplete in referenced content, are rejected back to the contributor. All mandatory data and all optional data fields are content -validated for length and type of data included. Optional data failing this validation check are ignored. The remaining mandatory data that fail this validation check are passed to a Quality Check (QC) Service Provider for resolution. If the service provider can correct the data, the transaction will be forwarded for further processing. If the service provider cannot resolve the issue, the transaction can either be rejected or sent forward for attempted resolution later in the process.

Internal process error detections and corrections are performed any time IAFIS attempts to utilize incoming data to perform a search or update a database. Any such action will check the field according to length and type as well as content. Some data values are content-sensitive. That is, they can only be examined with respect to the databases against which they are to be applied. Errors in submissions detected at that time will generally be forwarded to a logic error resolution service provider. At that point, appropriate actions can be taken to correct the discrepancy, and an internal resubmission of the transaction can take place. Alternatively, if the service provider cannot resolve the issue, the transaction can be rejected.

In the interpretation of the logical record, tags that are not defined for the requested transaction are to be ignored; their inclusion is not to be considered an error. This rule makes it possible to use a single transmission format, for example, to control both intrastate and interstate transmissions. These fields will be ignored and will not be saved, nor will they be returned to the contributor on responses sent from CJIS. For XML encoding, the fields that are included in the State Defined Fields element (SDF) will be ignored by CJIS.

Fields should not be transmitted when there is no value present (e.g., 2.033:<GS>). However, receipt of such an empty field, if the field is not mandatory, should not result in rejection of the record or issuance of an error message. Rejection will occur when missing or incorrect data is received that would prevent processing of the transaction. The following list illustrates these types of errors.

- A mandatory field is missing in a submitted record set (e.g., NAM field 2.018, is missing in the Type-2 record for the TOT of a CAR) and would result in immediate rejection;
- The format of a mandatory field is incorrect (e.g., an alpha character is discovered in the SOC field) and would result in an attempt to correct the data;
- The range of data of a mandatory field is incorrect (e.g., a DOB of 18871332 was submitted—century, month, and day are all out of range) and would result in an attempt to correct the data;
- Incorrect data is discovered that cannot be corrected by a service provider and without which the transaction processing cannot proceed will result in the transaction being rejected.

Appendix M lists the current set of error messages that are pertinent to the EBTS user (i.e., CJIS internal errors are not listed).

1.6 Identifying Previous Transactions

The user may wish to refer to previous transactions for the purpose of follow-up or resubmission. The pertinent information is contained in two Type-1 fields, 1.09 Transaction Control Number (TCN) and 1.10 Transaction Control Reference (TCR) (See Appendix B).

Upon submitting a transaction to the IAFIS, the submitter places his control number in the TCN field in the Type-1 record. For submissions not requiring reference to a prior transaction, the TCR field is omitted. When the IAFIS has completed processing the transaction and generates the response, it places the submitter's control number (the received TCN) into the TCR field of the response as a reference number the submitter can use to mate the response with the original submission. The IAFIS places its own internal identifier for that transaction (the ICN for IAFIS Control Number, or the NCN for NGI Control Number, a 20-character alphanumeric field) in the TCN field of the response.

The TCN in the response can be used by the submitter should he have to reopen the transaction for any purpose. For example, if the IAFIS rejected the first submission of a user-fee transaction, the user would place this number in the TCR field of the resubmitted transaction to enable the IAFIS to verify the user's authorization to resubmit at no-charge. The submitter is entitled to resubmit a onetime free of charge transaction within one year if the rejection was due to poor quality fingerprint images.

1.7 Data Storage in the CJIS Database

Data submitted in CJIS transactions may or may not be stored in the CJIS database. Data not stored is considered to be user-defined. It is carried in transactions as an aid to the submitter in interpreting or routing the FBI's response to the submission and is returned verbatim to the user. Data stored at CJIS are always converted to uppercase prior to storage. Therefore, if this data is returned as part of the response to a subsequent submission (or a III inquiry), it may differ from the originally submitted data.

1.8 Guidance on ORI and CRI Usage

The following description offers some guidance for the use of the CRI field to provide appropriate authorization to perform file maintenance within CJIS. We develop this scenario by examining how an electronic submission might be formed by a contributor and passed to CJIS for evaluation. This is intended as an example since there are many other requirements that might influence the final design. Ultimately, the contributors manage the use of the CRI field.

Assume a print is obtained by a local agency, passed to a county agency for processing, and subsequently to the CJIS Systems Agency (CSA) for transmission to the FBI. In such a case, the transmission of ORIs and CRIs might appear as follows:

	COUNTY_AGENCY	STATE_CSA
	ORI	ORI
LOCAL	ORI ----->	CRI2
ORI ----->	CRI1 ----->	CRI1

When generated at the local level, no CRI need exist since this ORI is the originator. On receipt by the county agency and subsequent transmission to the state CSA, the original ORI is entered as the first instance of the CRI and the county ORI replaces the local ORI in the ORI field. On receipt by the state CSA and for subsequent retransmission to the FBI, the local ORI is retained as CRI1, the county ORI is entered as CRI2, and the ORI of the state CSA is entered in the ORI field. The transaction is then forwarded to the FBI via the CJIS WAN. CRI1, the local ORI, is then used as the authority for action and thus retains 'ownership' of the transaction. Then, only CRI1 can modify, cancel, confirm, or delete a latent transaction. In the response, the transaction is sent to the ORI from which it was sent, and it is the responsibility of the state CSA to route it properly to the county agency identified in CRI2. The county agency, in turn, would route the response to the local agency as appropriate.

1.9 Specific Changes to This Version

As IAFIS evolves into NGI, legacy transactions will be enhanced along with additions to Web Services for these enhancements. In this version of the EBTS, sections marked with ‘NGI Increment 3’ will become available when NGI Increment 3 is deployed by the FBI during Spring 2013. Summarized below are the latest improvements for this phase:

- Allowing Latent Investigation Services increased searching capabilities of fingerprints and palmprints along with supplemental fingerprints and palmprints.
- With the clear definition that the LCN/LCX fields (2.012/2013) are for internal latent lab examiner use only, these fields are being removed from all appropriate messages.
- Additional user defined field being added to the Type-14 and Type-15 records to allow for images from multiple biometric sets that use the same record type to be distinguishable.
- New Type-2 fields are being added to take advantage of the new services added. These fields allow users to identify specific biometrics in conjunction with the use of position indicators for searching, retrieval, and enrollment of biometrics.
- Additional functionality has to been added for the use of the Extended Feature Set (EFS) in transactions submitted and responses returned.
- Expanded Appendix P with details for different image sets being defined.
- On the items that will be included when NGI Increment 3 is deployed in Spring 2013, changed the heading ‘Future Capability’ to ‘NGI Increment 3’.

1.10 Reference Documents

American National Standards Institute/National Institute of Standards and Technology (ANSI/NIST) – Information Technology Laboratory (ITL) 1-2007 American National Standard For Information Systems – Data Format for the Interchange of Fingerprint, Facial, & Scar Mark & Tattoo (SMT) Information,” dated April 20, 2007

American National Standards Institute/National Institute of Standards and Technology (ANSI/NIST) – Information Technology Laboratory (ITL) 1-2011 American National Standard For Information Systems – Data Format for the Interchange of Fingerprint, Facial, & Other Biometric Information,” dated November 8, 2011

IAFIS-IC-0010(V3), IAFIS Wavelet Scalar Quantization (WSQ) Grayscale Fingerprint Image Compression Specification, dated December 19, 1997

2 SCOPE

The scope of the EBTS has been expanded over previous versions to include additional biometric types/indicators (e.g., face, iris) in recognition of the rapidly developing biometric industry. Significant efforts have been made to note those EBTS sections which do not clearly delineate between the functionality within CJIS that is currently available to the CJIS user community and what is anticipated to be developed in the future. Functionality under development and not yet available to the user community is referred to in this document as "Future Capability". The most recent update to the ANSI/NIST-ITL standard includes new record types to provide for the sharing of data for these new biometric types. The FBI will accept biometric data for these new types of records in accordance with the ANSI/NIST-ITL standard. CJIS will provide identification and/or investigative services for these biometric types in the future as NGI gradually replaces IAFIS. CJIS/IAFIS provides identification and investigation services for fingerprints while CJIS/NGI will expand the identification services using fingerprints along with investigation services using other biometrics types including and expanding upon fingerprints. The NGI System will also provide Identity Management, which will involve combining records from the civil, criminal and new repositories into an interoperable repository tied by a unique identity reference. Today, several numbers are utilized to identify an individual (e.g., FBI Number (FNU), Civil Record Number (CRN), and Segment Control Number (SCNA)). The NGI System will refer to this new identity as a Universal Control Number (UCN). NGI will place this UCN into the FBI Number, 2.014, and will be retiring the 'Future Capability' UCN field, 2.081. The CJIS Division is working closely with the user community prior to the transition to UCN.

This document specifies in detail the file and record content, format, and data codes necessary for the exchange of fingerprint, palmprint, photo, facial, and iris information between federal, state, and local users and the FBI. It provides a description of all requests and responses associated with the electronic fingerprint identification service and other services. As CJIS moves to NGI, this specification is being re-organized into User Services that include the following:

1. Identification Service
2. Verification Service
3. Information Service
4. Investigation Service
5. Notification Service
6. Data Management Service

2.1 Identification Service

This service will provide user support of biometric identification. It provides searches that result in the positive identification or non-identification of the individual based on a one-to-many biometric search. In this version of the EBTS, only fingerprints will be used for this purpose,

although other biometrics may be submitted in the same transactions (i.e., photo, palmprint, iris, supplemental fingerprint and palmprint). In future versions of the EBTS, multiple biometrics may be used for identification purposes.

The Identification Service will consist of the original Tenprint service that is accessed through the electronic tenprint submission for the purpose of searching the CJIS repository. Electronic submissions may involve processing and evaluation judgments by FBI personnel. Searches are performed by automated equipment without human intervention by FBI personnel. The results of the search may require FBI personnel to evaluate search results and provide their judgment. Tenprint submissions that update current fingerprint images will be handled under the Data Management Services.

The Latent submissions that fall under the Identification Service are comprised of the electronic latent fingerprint identification submissions handled by FBI latent examiners, along with cascaded searches of the Unsolved Latent File (ULF) and the Special Population Cognizant (SPC) File for a positive identification. Additional Latent search transactions fall under the Investigation Service.

The newly added features to the Identification Service are the Rapid Search and International Terrorist Identification Search along with the Disposition Fingerprint Identification Submission. Also included in this section are the TOTs that are used exclusively by the Card Scanning Service.

2.2 Verification Service

This service will provide user support of biometric verification. It addresses the method that results in the confirmation of an individual's identity based on a one-to-one comparison. In this version of the EBTS, only fingerprints will be used for this purpose, although other biometric identifiers (i.e., photo, palm, iris) may be used in the future.

2.3 Information Service

This service will provide user support of requests for specific biographic or biometric information on an individual. It allows a user to submit a request for information on an individual by specifying a unique identifier. An image request can be used to solicit fingerprints and other types of images stored by the FBI. All transactions and messages will be compliant with the ANSI/NIST-ITL standard for exchange of fingerprints, palmprints, facial photos along with scars, marks, and tattoo photos, and other biometric information. Other information retrieved may consist of Rap Back Status and Audit Trail information.

2.4 Investigation Service

This service will provide user support of investigative queries and searches. The Investigation Service provides a list of candidates based on a one-to-many biometric and/or biographic search. The result set may include an ordered listing of candidates and corresponding information to facilitate the investigative decision process.

This service will also include a search of the subject history database using biographic information, which is represented by the External Query History Request. The development of the history retrieval subject search provides a means to efficiently screen large numbers of people. This function is available on a limited basis to federal agencies with prior written authorization from the FBI.

2.5 Notification Service

This service will provide event notification to users about their data contained within any of the IAFIS/NGI repositories [e.g., Criminal and Civil Files, Repository for Individuals of Special Concern (RISC), Special Population Cognizant (SPC) Files, Unsolved Latent File (ULF)]. With this service, a data owner will receive an unsolicited notification from the system based on event criteria (triggers).

2.6 Data Management Service

This service provides users with the ability to manage data within IAFIS. It allows the user to add, delete, and modify data contained in IAFIS that is under the contributor's control.

3 OPERATIONAL CONCEPTS

CJIS will process the following types of transactions for the service areas listed below in its electronic environment:

Identification Service

- Tenprint Fingerprint Identification Submissions
- Latent Fingerprint Identification Submissions
- Rapid Fingerprint Identification Search Submissions
- International Terrorist Identification Submissions*
- Disposition Fingerprint Identification Submissions*

Verification Service

- Fingerprint Verification Submissions

Information Service

- Biometric Image Retrieval Submissions
- Biometric Audit Trail Retrieval Submissions**
- Rap Back Information Retrieval Submissions*

Investigation Service

- Tenprint Fingerprint Investigation Submissions
- Latent Print Investigation Submissions**
- Latent Administration Submissions
- Biometric Investigation Submissions*
 - Photo Investigation Submissions*
 - Text-Based Photo Search Request*
 - Text-Based SMT Photo Search Request*
 - Facial Recognition Search Request*
 - Iris Investigation Search Request*
- Biographic Investigation Search Submissions

Notification Service

- Unsolved Biometric Match
- Unsolicited Unsolved Latent Delete
- Special Population Cognizant*
- Rap Back Activity*
- Rap Back Renewal*
- Unsolicited Hit Notification
- External Link Record Activity*
- External Link Failure*

Data Management Service

- Latent Image Maintenance Submissions
- Fingerprint Image Maintenance Submissions
- Biometric File Maintenance Submissions*
 - Biometric Enrollment Request**
 - Biometric Delete Request**
 - Biometric Decision Request**
- Identity File Maintenance Submissions*
- Disposition Submission Maintenance Submissions*
- Rap Back Services*
- External Link Updates*

* Indicates Future Capability

** NGI Increment 3

The services that are labeled 'Future Capability' are included in this specification to allow users the opportunity to see what is in the future for the FBI. New TOTs as well as the mandatory and optional fields will be assigned to these services when design is complete.

3.1 Identification Service

These transactions will originate from mobile devices, live-scan booking terminals, FBI Field Offices, or card scanners at either the federal, state, or local level (see Figure 1 “Electronic Fingerprint Identification Submissions”). Local submissions may be processed by a local AFIS and electronically transmitted to a State Identification Bureau (SIB) for processing. If a positive identification is made at the state level, an Ident response will be transmitted back to the local agency, and if it is a criterion offense, it will be forwarded to the FBI. Note: A criterion offense is based on the submitting state’s retention policy/legislation. The processing flow for a civil electronic fingerprint identification submission is similar to the criminal submission flow, except that in the event of state-level Ident response, the submission may still be forwarded to the FBI for processing under Federal and/or state statutory authority.

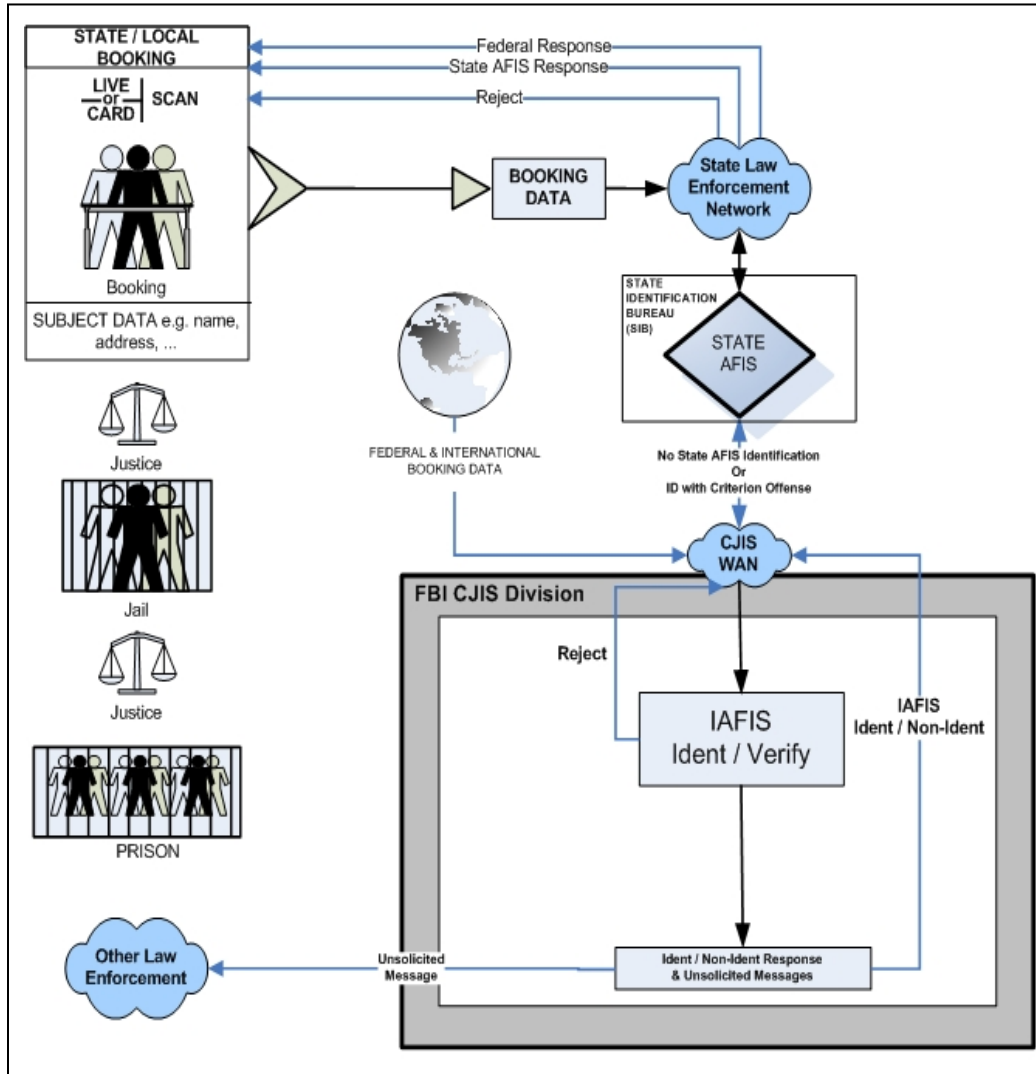
If no identification is made at the SIB level, the data will be forwarded via the CJIS WAN to the FBI for processing by CJIS. Transmitted data will be automatically parsed, and a search will be conducted of the FBI's fingerprint files utilizing the subject search function along with the features search capabilities. The identification of the submitted fingerprint images against any viable file candidates may be verified by an FBI fingerprint examiner. Electronic responses⁴ from CJIS to the contributor will be electronically routed via the CJIS WAN through the SIB using the ORI. Subsequent routing to the arresting agency is made by the SIB using the CRI. Additional copies are routed by the SIB using the SCO or other related information (see Appendices B and C for detailed ORI, SCO, and CRI definitions).

Responses to submissions or searches by OFOs, tribal, or international agencies will be transmitted directly to the submitting agencies. When these responses are possible identifications, these responses will contain an Identity History Summary giving the individual candidate’s identification and disseminable arrest history. This information is provided in the Electronic Rap Sheet field of the response being returned to the submitting agency.

These submission types are summarized in Appendix D with edit specifications for the fields used being found in Appendix C. These requests may include cascading searches of the Unsolved Latent File after a response has been provided to the Authorized Contributor.

⁴ Established procedures for sending unsolicited messages to State Identification Bureaus in response to fingerprint cards from Interstate Identification Index (III) participating states will not be affected.

Figure 1 Electronic Fingerprint Identification Submissions



3.1.1 Tenprint Fingerprint Identification Submissions

The Tenprint Fingerprint Identification submissions consist of electronic criminal and civil transactions. The response time goals for these transactions are specified in Appendix A. The fingerprint images on these submissions will be used to search against the criminal repository. Besides the fingerprint images, the submitter may optionally include palmprint and iris images

along with a set of up to 4 photos of the subject. Additionally, the contributor may optionally include any supplemental fingerprint and palmprint information with these submissions. If the contributor would like to add these optional images to the record identified in this Tenprint Identification Submission, they may use the Biometric Enrollment Transactions outlined in Section 3.6.3.1. The biographical data and fingerprint images are used to determine potential candidates with criminal records at the FBI. The information within a retained submission will be added to an existing record, if a positive identification is made, or will create a new record if no identification was made. If a non-retain submission is not identified, no information will be retained in the FBI databases. If a non-retain submission of a positive identification is made, the information on that submission will be added to the existing record and dissemination rules will govern the dissemination of this information. In the future, contributors will have the option to indicate if the updated record or new record is to be included in the Rap Back Data Management Service.

In the future, cascaded searches of marked Special Population Cognizant (SPC) Files may be launched along with simultaneous searches of other external systems, such as Canada's Real-Time ID System or DHS IDENT. These will be indicated by the appropriate values for the desired destination in the Name of Designated Repository (2.098 NDR) field in the Type-2 record.

There are several types of electronic fingerprint identification submissions that will be accepted by the FBI. The particular type of submission is identified in the Type of Transaction (TOT) field in the Type-1 record for each transaction. The following are the TOTs for identification submissions:

TOT	TRANSACTION
CAR	Criminal Tenprint Submission (Answer Required)
CNA	Criminal Tenprint Submission (No Answer Necessary)
CPDR	Criminal Fingerprint Direct Route
CPNU	Criminal Fingerprint Processing Non-Urgent
DOCE	Departmental Order Channeling Electronic
EMUF	Electronic In/Manual Out User Fee Submission
FANC	Federal Applicant (No Charge)
FAUF	Federal Applicant User Fee
FNDR	Federal No Charge Direct Route
NNDR	Non-Federal No Charge Direct Route
NFAP	Non-Federal Advanced Payment
NFUE	Non-Federal User Fee Expedite
NFUF	Non-Federal Applicant User Fee
MAP	Miscellaneous Applicant Civil
DEK	Known Deceased
DEU	Unknown Deceased

TOT	TRANSACTION
MPR	Missing Person
AMN	Amnesia Victim

The FBI's responses to electronic submissions will provide search results or indicate an error via the following TOTs:

TOT	RESPONSE TRANSACTION
SRE	Submission Results - Electronic
ERRT	Tenprint Transaction Error

3.1.1.1 Criminal Tenprint Submission (Answer Required) (CAR)

This transaction is a criminal arrest fingerprint submission for which the requester desires that a response be returned. It contains ten rolled and four plain impressions of all ten fingers, biographic descriptor data, as well as information relative to an arrest, custody, or supervisory status. The biographical data and fingerprint images are used to determine potential candidates with criminal records at the FBI. This TOT is also used for an inquiry on a criminal suspect or informant, in which case arrest, custody, or supervisory data may or may not be present (Retention Code set to "N"). Requirements for the use of the Arrest Segment Literal (ASL) and Court Segment Literal (CSL) fields in these cases are discussed in Appendix C. The fingerprint images of any candidates generated are then compared against those in the submission and a positive identification or non-identification decision is determined. When the Retention Code is set to "Y", the identified criminal record is updated and other biometrics included in the submission are added to the file. A response is returned to the contributor. The response will always contain the positive identification/non-identification decision and may contain the electronic Identity History Summary, if requested.

In the future, contributors will be able to request a simultaneous search of other repositories from external systems via these submissions. Contributors will enter the appropriate values for the desired destination in the Name of Designated Repository (2.098 NDR) field in the Type-2 record.

3.1.1.2 Criminal Tenprint Submission (No Answer Necessary) (CNA)

This transaction is a criminal arrest fingerprint submission for which the requester desires that no response be transmitted back. Otherwise, it is identical to the CAR request described above, containing ten rolled and four plain impressions, arrest, custody, or supervisory status data. Processing is also identical to the CAR request described above except that no response is returned. However, a communication protocol acknowledgment will be returned to the contributor to confirm receipt of the transaction. The Retention Code for this transaction must be set to "Y."

3.1.1.3 Criminal Fingerprint Direct Route (CPDR)

This transaction consists of a criminal arrest fingerprint submission that will be directly routed to a CJIS internal log application for special processing. The submission contains ten rolled and four plain impressions and arrest data. It is identical to the CAR request described above with the inclusion of a mandatory Type of Search Request (TSR) field. CJIS will ensure the required EBTS fields and a TSR of “C” are present; otherwise, the submission will be rejected. If the TSR of “C” is present and the TOT is something other than CPDR, NNDR, or FNDR, the submission will be rejected. Please see Appendix C for detailed information of the use of the TSR field.

In the future, contributors will be able to request a simultaneous search of other repositories from external systems via these submissions. Contributors will enter the appropriate values for the desired destination in the Name of Designated Repository (2.098 NDR) field in the Type-2 record.

Note: CPDR is a limited-use TOT that requires coordination with FBI prior to use.

3.1.1.4 Criminal Fingerprint Processing Non-Urgent (CPNU)

This transaction is a criminal arrest fingerprint submission that will differ from urgent criminal transactions in response time and in online (response) notifications. The submission contains ten rolled and four plain impressions and arrest data. Processing is identical to the CAR request described above except, instead of receiving a 15-minute response, the response due time is set to 72 hours to prevent prioritization ahead of urgent criminal or civil submissions. Internal FBI CPNU submissions may contain the TSR of “H,” which will allow the online responses triggered due to the positive identification against a Want or Sex Offender Registry (SOR) entry to be suppressed. Currently, CPNU submissions from external contributors do not have the option to use a TSR of “H”; however, the use of CPNU for criminal submissions not requiring an immediate response is available. Please see Appendix C for detailed information of the use of the TSR field.

In the future, contributors will be able to request a simultaneous search of other repositories from external systems via these submissions. Contributors will enter the appropriate values for the desired destination in the Name of Designated Repository (2.098 NDR) field in the Type-2 record.

3.1.1.5 Departmental Order Channeling Electronic (DOCE)

This transaction deals with “Individuals Seeking Their Own Identity History Record Pursuant to DO 556-73.” The Channeling Agencies will be responsible for the verification/authentication of the individual requesting the Identity History Summary from CJIS. The FBI will only accept and

process these submissions as current electronic, non-retained civil transactions from approved Channeling Agencies. The submission contains ten rolled and four plain impressions or three identification flat impressions along with biographic descriptor data. There will be no requester paperwork versus fingerprint card verification/authentication performed via the FBI. An electronic response should be sent to the Channeling Agency indicating a positive identification, non-identification, or rejection. A rapsheet will be returned if the response is a positive identification.

3.1.1.6 Electronic In/Manual Out User Fee (EMUF)

These submissions are for noncriminal justice purposes in which the contributor is charged a fee. The response for this submission is returned to the contributor manually instead of electronically. The submission contains ten rolled and four plain impressions or three identification flat impressions along with biographic descriptor data. The data included on the submission will be added to the CJIS repository when the Retention Code is set to “Y.” See Section 1.6 for a discussion of the use of TCN and TCR in no-charge resubmission of user-fee submissions that the FBI has rejected. Such resubmissions are allowed only when the fingerprint image quality of the original submission was unacceptable. When the FBI completes processing, it will print a non-identification, positive identification, or Reject response report and mail it to the requestor.

Note: EMUF is a limited-use TOT that requires coordination with FBI prior to use.

3.1.1.7 Federal Applicant (No Charge) (FANC)

This transaction pertains to an individual who is fingerprinted in connection with applying for criminal justice employment with the federal government. The submission contains ten rolled and four plain impressions or three identification flat impressions along with biographic descriptor data. The data included on the submission will be added to the CJIS repository when the Retention Code is set to “Y.” When this TOT is used, there is no charge assessed to the contributor. Federal agencies that are considered “User Fee” contributors must not use this TOT, but use “FAUF” instead (see description below).

3.1.1.8 Federal Applicant User Fee (FAUF)

These submissions come from: (1) any of the branches of the U. S. military in connection with individuals enlisting or being considered for Officers’ Candidate School; and (2) federal agencies in connection with employment, security updates, or contract personnel. The submission contains ten rolled and four plain impressions or three identification flat impressions along with biographic descriptor data. The data included on the submission will be added to the CJIS repository when the Retention Code is set to “Y.” See Section 1.6 for a discussion of the use of TCN and TCR in no-charge resubmission of user-fee submissions that the FBI has rejected. Such

resubmissions are allowed only when the fingerprint image quality of the original submission was unacceptable.

3.1.1.9 Federal No Charge Direct Route (FNDR)

This transaction consists of an applicant fingerprint submission from a federal agency that will be directly routed to a CJIS internal log application for processing. The submission contains ten rolled and four plain impressions or three identification flat impressions along with biographic descriptor data. The biometric data included on the submission will be added to the CJIS repository when the Retention Code is set to "Y." The FNDR is similar to the FANC transaction with the addition of a mandatory TSR field. CJIS will ensure the required EBTS fields and a TSR of "C" are present; otherwise, the submission will be rejected. If the TSR of "C" is present and the TOT is something other than CPDR, NNDR, or FNDR, the submission will be rejected.

Note: FNDR is a limited-use TOT that requires coordination with FBI prior to use.

3.1.1.10 Non-Federal No Charge Direct Route (NNDR)

This transaction consists of an applicant fingerprint submission from a non-federal agency that will be directly routed to a CJIS internal log application for processing. The submission contains ten rolled and four plain impressions or three identification flat impressions along with biographic descriptor data. The biometric data included on the submission will be added to the CJIS repository when the Retention Code is set to "Y." The NNDR is similar to the FANC transaction with the addition of a mandatory TSR field. CJIS will ensure the required EBTS fields and a TSR of "C" are present; otherwise, the submission will be rejected. If the TSR of "C" is present and the TOT is something other than NNDR, FNDR, or CPDR, the submission will be rejected.

Note: NNDR is a limited-use TOT that requires coordination with FBI prior to use.

3.1.1.11 Non-Federal Advanced Payment (NFAP)

These submissions are for noncriminal justice purposes in which the contributor is charged a fee in advance. The submission contains ten rolled and four plain impressions or three identification flat impressions along with biographic descriptor data. Examples of the types of contributors for this TOT are federal citizenship and immigration services (such as training candidate check programs). The purpose for submitting such requests is to ascertain whether individuals who have applied for training through the contributor organizations have any past criminal histories. See Section 1.6 for a discussion of the use of TCN and TCR in no-charge resubmission of user-fee submissions that the FBI has rejected. Such resubmissions are allowed only when the fingerprint image quality of the original submission was unacceptable.

Note: NFAP is a limited-use TOT that requires coordination with FBI prior to use.

3.1.1.12 Non-Federal User Fee Expedite (NFUE)

These non-federal civil applicant submissions are fee-based, high-priority fingerprint transactions that require an expedited search and response. The submission contains ten rolled and four plain impressions or three identification flat impressions along with biographic descriptor data. The biometric data included in the submission will be added to the CJIS repository when the Retention Code is set to “Y.” See Section 1.6 for a discussion of the use of TCN and TCR in no-charge resubmission of user-fee submissions that the FBI has rejected. Such resubmissions are allowed only when the fingerprint image quality of the original submission was unacceptable.

3.1.1.13 Non-Federal Applicant User Fee (NFUF)

These submissions are for noncriminal justice purposes in which the contributor is charged a fee. The submission contains ten rolled and four plain impressions or three identification flat impressions along with biographic descriptor data. The biometric data included on the submission will be added to the CJIS repository when the Retention Code is set to “Y.” Examples of the types of contributors of this type of transaction are federal and state banking institutions and regulatory agencies (such as stock exchanges, bankers’ associations, securities dealers, Nuclear Regulatory Commission, Securities and Exchange Commission, racing or gaming control boards, etc.). Their purpose for submitting such requests is to ascertain whether individuals who have applied for employment/volunteer training through the contributor organizations have any past criminal histories. See Section 1.6 for a discussion of the use of TCN and TCR in no-charge resubmission of user-fee submissions that the FBI has rejected. Such resubmissions are allowed only when the fingerprint image quality of the original submission was unacceptable.

3.1.1.14 Miscellaneous Applicant Civil (MAP)

These no-charge submissions are for non-federal law enforcement and criminal justice employment. The submission contains either ten rolled and four plain impressions or three identification flat impressions along with biographic descriptor data. The biometric data included on the submission will be added to the CJIS repository when the Retention Code is set to “Y.”

3.1.1.15 Known Deceased (DEK)

These transactions are submitted for a deceased individual whose identity is known to the contributor. The submission contains either ten rolled and four plain impressions or three identification flat impressions along with biographic descriptor data. If the fingerprints are

determined to be identical to those of a subject in the FBI's criminal files, the subject's FBI record will be marked as deceased. The ICO field in this submission may be filled with the text "DECEASED."

3.1.1.16 Unknown Deceased (DEU)

This transaction is submitted with fingerprints obtained from an individual who was deceased at that time but whose identity was not known to the contributor. The submission contains either ten rolled and four plain impressions or three identification flat impressions along with biographic descriptor data. If the fingerprints are determined to be identical to those of a subject in the FBI's criminal files, the subject's FBI record will be marked as deceased and the contributor will be notified of the results. Should no identification result from a search of the criminal file, a search of the civil file will be performed. The subject will be added to the criminal file when no identification results, in order to be identified with missing person's reports.

3.1.1.17 Missing Person (MPR)

These noncriminal submissions pertain to persons reported as missing. The submission contains either ten rolled and four plain impressions or three identification flat impressions along with biographic descriptor data. Their submission causes a search of the FBI files and may result in the placement of a "stop" in FBI automated files to alert whenever a future fingerprint submission (of any type) hits against the original set of fingerprints and establishes the person's whereabouts. Should no identification result from a search of the criminal file, a search of the civil file will be performed. These subjects are added to the criminal file when no identification is made to an existing record. The Action to be Taken (ACN) field of the response will indicate if a "stop" has been established. The ICO field in this submission may be filled with the text "MISSING PERSON." The Retention Code for this transaction must be set to "Y".

3.1.1.18 Amnesia Victim (AMN)

These noncriminal submissions pertain to persons known to have amnesia who are unaware of their own identity. The submission contains ten rolled and four plain impressions or three identification flat impressions along with biographic descriptor data. The submission causes a search of the FBI files and may result in the placement of a "stop" in FBI automated files to alert whenever a future fingerprint submission (of any type) hits against the original set of fingerprints and establishes the person's identity. Should no identification result from a search of the criminal file, a search of the civil file will be performed. These subjects are added to the criminal file when no identification is made to an existing record. The ACN field of the response will indicate if a "stop" has been established. The ICO field in this submission may be filled with the text "AMNESIA VICTIM." The Retention Code for this transaction must be set to "Y".

3.1.1.19 Rap Back Indirect Enrollment Requests (Future Capability)

Requests for Rap Back services will be facilitated through an optional Rap Back request field in the Type-2 record for electronic Tenprint Fingerprint Identification Submissions regarding individuals the submitting agency desires to enroll. After completion of the NGI design phase, a detailed list of acceptable TOTs will be added to this section. If Rap Back Services are requested for a civil submission, the agency must also request retention of the civil fingerprint or the Rap Back enrollment will be rejected. Rap Back record owners will have several options available, such as: designating a subscription expiration date; receiving a pre-notification; monitoring criminal activity, disposition activity, civil activity (if authorized), external system activity; designating to not receive intrastate-triggered events; and listing additional ORIs to receive Rap Back Notifications.

3.1.1.20 External Fingerprint Identification Search (Future Capability)

This transaction will be used by CJIS to request a search of the external system as indicated on the fingerprint identification search. CJIS will expect an External Submission Results Response from the external system.

3.1.1.21 Submission Results — Electronic (SRE)

This transaction is returned by the FBI in response to tenprint submissions. The response will always contain a identification/non-identification decision and will contain the electronic Identity History Summary if requested. Table 3-2 describes which NAM, FBI number, and SID are returned in the SRE for Criminal, Civil and Humanitarian submissions, for both non-identification and identification results. A non-matching NAME is returned in the electronic rap sheet (ERS) if one was requested. The following fields, which are not stored at CJIS, are always returned exactly as submitted: ATN, SCO, EAD, OCP, RES, and TAA. A single electronic response will be sent to the contributor through the State Identification Bureau via the CJIS WAN. In the case that circumstances delay processing an EBTS request, the requestor will receive a preliminary electronic response coded as a Non-Ident with an ERS. The ERS will contain a report explaining results are not available due to a delay. When the FBI completes processing, it will print a non-identification or an identification response report and mail it to the requestor.

In the future, Identification Service transactions may trigger a search to other external systems either via use of multiple values in the Type-2 record field NDR or via business rules setup in NGI. Responses returned within the specified response times for the CJIS transactions will be combined into a single response. Contributors may receive multiple SRE transactions when external system responses are not returned within the allotted response time. The TCR field in the Type-1 header record of the subsequent responses will contain the TCN value from the Type-1 header record of the submission to enable correlation of the remaining responses. The Type-2

record of the subsequent SRE will also contain the unique identifier and biographic data of a subject in the external system if there is a hit.

Table 3-2 Values of NAM, FBI and SID Returned in the SRE

Type of Submission	Result	Value of Returned Field			Special Exceptions
		Name	FBI	SID	
Criminal, No FBI Submitted	Non-Ident Non-Retain	NAM Submitted	None	SID Submitted	
Criminal, No FBI Submitted	Non-Ident Retain	NAM Submitted	Master FBI	SID Submitted	
Criminal, No FBI Submitted	Ident Non-Retain	Master NAM	Master FBI	Master SID	
Criminal, No FBI Submitted	Ident Retain	Master NAM	Master FBI	Master SID	
Criminal, FBI Submitted	Non-Ident Non-Retain	NAM Submitted	None	Submitted SID	STD in RAP SHEET
Criminal, FBI Submitted	Non-Ident Retain	NAM Submitted	Master FBI	Submitted SID	STD in RAP SHEET
Criminal, FBI Submitted	Ident Non-Retain	Master NAM	Master FBI	Master SID	STD in RAP SHEET
Criminal, FBI Submitted	Ident Retain	Master NAM	Master FBI	Master SID	STD in RAP SHEET
Civil, No FBI Submitted	Non-Ident Non-Retain	NAM Submitted	None	None	
Civil, No FBI Submitted	Non-Ident Retain	NAM Submitted	CRN	None	
Civil, No FBI Submitted	Ident Non-Retain	Master NAM	Master FBI	Master SID	
Civil, No FBI Submitted	Ident Retain	Master NAM	Master FBI	Master SID	
Civil, FBI Submitted	Non-Ident Non-Retain	NAM Submitted	None	None	STD in RAP SHEET
Civil, FBI Submitted	Non-Ident Retain	NAM Submitted	CRN	None	STD in RAP SHEET
Civil, FBI Submitted	Ident Non-Retain	Master NAM	Master FBI	Master SID	STD in RAP SHEET
Civil, FBI Submitted	Ident Retain	Master NAM	Master FBI	Master SID	STD in RAP SHEET
Humanitarian, No FBI Submitted	Non-Ident	NAM Submitted	Master FBI	None	
Humanitarian, No FBI Submitted	Ident	Master NAM	Master FBI	None	
Humanitarian, FBI Submitted	Non-Ident	NAM Submitted	Master FBI	None	STD in RAP SHEET
Humanitarian, FBI Submitted	Ident	Master NAM	Master FBI	None	STD in RAP SHEET

Under certain circumstances, the Electronic Rap Sheet (ERS) field in the SRE will contain Special Table Data (STD) explaining the special circumstance. For example, this would be included in a Non-Identification Report (NIDR) if a Universal Control Number (UCN) was submitted. It would be included in an Identification Report (IDRR) if a submitted UCN did not match the UCN in the Master File for subject. It would be included in an IDRR or NIDR, as appropriate, if the Master File UCN was marked expunged, deleted, or consolidated.

3.1.1.22 Tenprint Transaction Error (ERRT)

These submissions are returned by the FBI to indicate a transaction error. It includes a message field (MSG) indicating the type of error detected. Error responses are described in the Error Message Format Section. Currently defined external error messages are detailed in Appendix M.

3.1.2 Latent Fingerprint Identification Submissions

The Electronic Latent Fingerprint Identification submission to the FBI will originate from the FBI Field Office having legal jurisdiction of the case. This submission, as differentiated from latent investigation searches, are strictly for the purpose of submitting crime scene information to the FBI for processing in support of law enforcement identifications. The crime scene evidence will be processed and the desired latent prints will be electronically captured. The term "latent prints" includes fingerprints, palmprints, and supplemental fingerprints. Investigation of latent cases may also generate tenprints used for comparison purposes (e.g., suspect, victim, other personnel with authorized access to the crime scene). NGI is expanding the use of this submission to allow for tenprint fingerprint images to be submitted with this transaction, as Latent Fingerprint Image Submission (LFS) will be taking on the functionality of the discontinued Compare Fingerprint Submission (CFS) and Evaluation Report (ELR) TOTs. In the future, these submissions will include cascading searches of marked Special Population Cognizant (SPC) Files after a response has been provided to the Authorized Contributor. These submission TOTs are summarized in Appendix D with the field edit specifications found in Appendix C.

There are several types of electronic latent fingerprint identification submissions that will be accepted by the FBI. The particular type of submission is identified in the Type of Transaction (TOT) field in the Type-1 record for each transaction. The following are the TOTs for latent submissions:

TOT	TRANSACTION
LFS	Latent Fingerprint Image Submission

The FBI's responses to electronic submissions will provide search results or indicate an error via the following TOTs:

TOT	RESPONSE TRANSACTION
LSR	Latent Submission Results - Electronic
ERRL	Latent Transaction Error

3.1.2.1 Latent Fingerprint Image(s) Submission (LFS)

A Latent Fingerprint Image Submission is intended primarily for the purpose of executing an AFIS search and is to be used by FBI Field Offices not able to extract CJIS-compatible minutiae. The latent fingerprint images are transmitted along with the search criteria by the originator. FBI CJIS Latent fingerprint specialists will perform comparisons of the search latent fingerprint image(s) against the candidate(s) selected and make the Identification / Non-Identification / Inconclusive decision(s). The Identification / Non-Identification / Inconclusive decision(s) will be transmitted as a response (i.e., LSR). The latent search image(s) may be stored in the ULF if requested in the submission by the originator independent of the results of the search.

3.1.2.2 Latent Submission Results (LSR)

This transaction is in response to a Latent Fingerprint Submission (LFS). It includes a Search Results Findings (SRF) field indicating: “P” for pending further research, “C” for an inconclusive decision, “N” for non-identification decision, or “I” for identification decision. If the LFS results in an identification decision, it returns a name, FBI number or UCN, and an Identity History Summary of the identified subject. In the future, contributors can receive the photo set associated with this identification when requested in the LFS. The new Biometric Image Available (BIA) field is added to reflect the biometric image types available for the Identity. If the contributor needs to retrieve the biometric images, they can request them via the Biometric Image Retrieval (IRQ) request.

3.1.2.3 Latent Transaction Error (ERRL)

This transaction is returned by the FBI in response to a transaction that contained errors such as search exceeding the penetration threshold, missing or inadequate quality fingerprints, missing mandatory information, or invalid contents. The MSG field shall include additional information on the causes for the rejection. Error responses are described in the Error Message Format Section.

3.1.3 Rapid Fingerprint Identification Search Submissions

The Rapid Search functionality provides the ability to perform an identification search against a limited repository population with a significantly reduced response time in comparison to Tenprint Fingerprint Identification Search response times. These Rapid Fingerprint Identification Search Submissions are directed against the Repository for Individuals of Special Concern (RISC), which is anticipated to contain records for Wanted Persons, Known or Appropriately Suspected Terrorists, Sexual Offender Registry Subjects, and other persons of special interest. This rapid search functionality is being expanded to include searching the criminal repository by authorized agencies. These transactions will initiate a cascaded search of the ULF after a Rapid Search response has been provided to the Authorized Contributor. In the future, these

transactions will also initiate cascading searches of marked Special Population Cognizant (SPC) Files.

The following TOT will be accepted by the FBI for Rapid Fingerprint Identification Search Submissions:

TOT	TRANSACTION
RPIS	Rapid Fingerprint Identification Search Submission

The FBI's responses to electronic submissions will provide search results or indicate an error via the following TOTs:

TOT	RESPONSE TRANSACTION
RPISR	Rapid Fingerprint Identification Search Response
ERRT	Tenprint Transaction Error

3.1.3.1 Rapid Fingerprint Identification Search Submission (RPIS)

These submissions are provided to the FBI to perform the rapid fingerprint search of the FBI's RISC repository. RISC provides the capability to perform a Rapid Fingerprint Identification Search (RPIS) against the RISC subjects of heightened interest warranting more rapid responses to inquiring users. The transaction allows the user to request a full Identity History Summary as an optional return element. In the future, RPIS will allow the user to request a photo to be returned.

When the Name of Designated Repository (NDR) field contains values of 6 (all of RISC), 11 (Wants and Warrants), 12 (Sexual Offense Registry), 13 (Known or Suspected Terrorists), 14 (International Terrorist File) or 15 (Persons of Special Interest), the submission is allowed to have friction ridge position codes (FGP) of 1 – 15, and must contain at least two finger images along with biographic descriptor data. When NDR value of 1 (Criminal Master File) is used, the submission must have ten finger images (FGP = 1 – 10), with the Amputated code (2.084 AMP) field being filled in for those images not included, along with the biographic descriptor data.

Note: RPIS is a limited-use TOT that requires coordination with FBI prior to use.

3.1.3.2 Rapid Fingerprint Identification Search Response (RPISR)

Rapid Fingerprint Identification Search submissions will provide a rapid response to searches from authorized agencies. When the RPIS search is directed against the RISC repositories, the response transaction (RPISR) consists of a red/yellow/green indicator in the Search Results Findings (SRF) field corresponding to the match results against the RISC. A Red Response is a hit, indicating identification of a highly probable candidate in the RISC. However, a red response

is not to be considered a positive identification, but rather the candidate score from the RISC search indicates a high likelihood of identification. It is recommended agencies submit a full tenprint fingerprint submission for positive identification. A Yellow response is a possible hit, indicating identification of a possible candidate (or candidates) in the RISC which is below the level of confidence established for a highly probably match (red response) but above the level that excludes the possibility of a potential candidate (green response). The yellow response may thus only be used as an investigative tool providing leads for further investigative inquiries. A Green response indicates no hit (i.e., the search did not locate a viable candidate in the RISC).

For Red and Yellow responses, limited identity history information will be returned in the Supplementary Identity Information (2.2023 SII) for up to two candidates, as well as the most recent full frontal photo for each candidate if requested, on file and disseminable. The SII field may include information not within the scope of the Identity History Summary. (Photo return is a Future Capability.) If requested, the RPISR transaction will include full Identity History Summary data in the Electronic Rap Sheet (ERS) field for any returned candidates. For RISC searches, SII will contain those information items not found in the Identity History Summary (i.e., Offense and Caution codes from NCIC). The return of the full Identity History Summary may increase the response time service level. No fingerprint images will be returned for the Rapid Fingerprint Identification Search Response.

If two candidates are returned, a separate Type-2 record will be included for each candidate. The FBI Number (FBI), Name (NAM), Place of Birth (POB), Status/Error Message (MSG), Electronic Rap Sheet (ERS), and Supplementary Identity Information (SII) fields will hold information unique to each candidate. In addition, the FBI Number (FBI) field of the first Type-2 record will contain a second occurrence that holds the FBI Number of the candidate in the second Type-2 record for reference.

When the RPIS search is directed against the CMF repository, the response will consist of a red/green indicator in the SRF field. The SRF field is populated with either an "R" for Red indicating that a potential criminal match has been found, or a "G" for Green indicating that no disseminable match has been found. No biographic data or identity information (such as UCN) is included in this response. It is expected a Red indicator response will be followed by a separate Tenprint Fingerprint Identification request message to provide the identity of the subject.

3.1.4 International Terrorist Identification Submissions (Future Capability)

The CJIS International Terrorist File (ITF) is a subset of records within the RISC which includes identified terrorists, wanted aliens, or other international subjects of heightened interest warranting more rapid responses to inquiring users. These submissions will allow an authorized CJIS contributor to initiate an identification search of External International terrorist repositories. It will provide the capability for an International agency to initiate an identification search in the CJIS ITF repository.

3.1.4.1 International Terrorist Identification Submission and Response (Future Capability)

Similar to a RPIS submission, an ITF submission provides participating International Agencies with the capability to search the RISC. However, the ITF submission is different from a RPIS submission in the following ways: allows for multi-tiered enrollment into the RISC, does not provide a “lights out” search, forwards the ITF request to other participating International Organizations, and provides a positive or negative Identification decision.

Note: ITF is a limited-use TOT that requires coordination with FBI prior to use.

The response will follow multi-tiered dissemination rules for ITF. These rules are as follows: notification is only provided to the record owner for tier 3 identifications; contact information for tier 2 identifications; and identity history information for tier 1 identifications. If an error occurs during the processing of this submission, it will be noted in the negative Identification decision response.

3.1.4.2 International Terrorist Identification Search Request and Response (Future Capability)

These submissions will be used by CJIS to request a search from ITF participating organizations about record information being included in the response to the International Terrorist Identification Submission. The results of this search will be merged with or appended to the International Terrorist Identification Submission Response.

3.1.5 Disposition File Maintenance Submissions (DSPE)

These submissions will provide the requester with an electronic option to submit dispositional information. The Court Segment Literal (CSL) or dispositional data may be obtained from the arresting agency, the court system, the penal system, or any other local, state, or federal entity that may render final adjudication in a criminal case. The Disposition File Maintenance Submissions (DSPE) may be used to submit from one (1) to forty (40) CSL transactions per date

of arrest (DOA) without fingerprints, and is described in the Data Management Service section. An electronic response (DSPR) will be sent to the requester.

3.1.5.1 Disposition Fingerprint Identification Submission (FDSP) (Future Capability)

These submissions will use the same process as the Disposition File Maintenance Submission (DSPE), except it will have the AMP and fingerprint images as mandatory fields. Verification will be performed by comparing the FNU/UCN supplied and the fingerprint images provided to determine positive identification. If no FNU/UCN is supplied, the fingerprint images provided will be used to determine identification or non-identification. When a non-identification is made, the disposition submission data will be used to establish a new FBI record by adding the disposition data to this new record. When an identification is made, the disposition submission data which matches the existing FBI record arrest data will be added to the existing record and will be disseminable in responses from the FBI. An electronic response (DSPR) will be sent to the requestor.

3.1.5.2 Disposition Response (DSPR) (Future Capability)

These transactions will be returned by the FBI in response to dispositional type related submissions (DSPE/FDSP). The response will be based on whether the transaction is processed as submitted. The DSPR will contain a CJIS transaction control number (TCN) from the submission, the submitted biographical data, and response information. The response information may be "Record Updated" if the record is successfully updated with the submitted CSL, "Manual Processing Required" if subsequent analysis of the submitted CSL is necessary, or "Rejected" and the reason for rejection listed. The response information will be contained in the Action to be Taken field (2.071 ACN). Rejections will be via the ERRT TOT.

3.1.6 CJIS Card Scanning Service Submissions

With the initiation of the IAFIS services, all submitting agencies had the opportunity to submit electronic fingerprint identification requests. However, not all agencies had the capability or capacity to submit electronic requests. Therefore, the need to convert hard copy fingerprint card receipts into electronic submissions to IAFIS is being met by the Card Scanning Service. This service converts current hard copy tenprints, palmprints, photographs, and foreign national fingerprint cards into electronic records that are submitted to CJIS. The hard copy card is to contain tenprint images necessary for the IAFIS identification process. Each hard copy tenprint card will contain 14 valid EBTS Type-4 images consisting of the ten rolled-image blocks and the four plain-image blocks. The following transactions are those used by the Card Scanning Service to submit electronic records to CJIS. They must adhere to the same organization and restrictions as those applied to other tenprint identification submissions. The field edit specifications for these submissions can be found in Appendix C.

The following are the Card Scanning TOTs for these submissions along with their corresponding tenprint TOT:

TOT	Tenprint TOT	TRANSACTION
CARC	CAR	Criminal Tenprint Submission (Answer Required)
CNAC	CNA	Criminal Tenprint Submission (No Answer Necessary)
DEKC	DEK	Known Deceased
FNCC	FANC	Federal Applicant (No Charge)
FUFC	FAUF	Federal Applicant User Fee
MAPC	MAP	Miscellaneous Applicant Civil
NFFC	NFUF	Non-Federal Applicant User Fee
NFDP	NFUF	Non-Federal Applicant User Fee – Direct Payment
CPNC	CPNU	Criminal Fingerprint Non-Urgent Submission (Future Capability)

The FBI's responses to electronic submissions will provide search results or indicate an error via the following TOTs:

TOT	RESPONSE TRANSACTION
SRE	Submission Results - Electronic
ERRT	Tenprint Transaction Error

3.1.6.1 Criminal Tenprint CSS Submission (Answer Required) (CARC)

This transaction is similar to the CAR in that the requester desires that a response be returned. The response will be returned to the Card Scanning Center which will then respond to the contributor accordingly. The applicable fields for this TOT are exactly the same as those listed for the CAR in Appendix D.

3.1.6.2 Criminal Tenprint CSS Submission (No Answer Required) (CNAC)

This transaction is similar to the CNA in that the submitting agency desires no response from the FBI and leaves the "reply desired" block unmarked. Generally, this transaction is used to inform the FBI that a known subject has committed a new offense and to update the FBI records. An acknowledgement response will be returned to the Card Scanning Center. The applicable fields for this TOT are exactly the same as those listed for the CNA in Appendix D.

3.1.6.3 Known Deceased CSS Submission (DEKC)

This transaction is similar to the DEK in that a deceased subject whose identity is known to the submitting agency and to update FBI records. The response will be returned to the Card Scanning Center which will respond to the contributor accordingly. The applicable fields for this TOT are exactly the same as those listed for the DEK in Appendix D.

3.1.6.4 Federal Applicant CSS Submission (FNCC)

This transaction is similar to the FANC in that the submission is in connection with criminal justice and law enforcement employment with the Federal Government (e.g., FBI, US Park Police, Federal Judicial). The response will be returned to the Card Scanning Center which will respond to the contributor accordingly. The applicable fields for this TOT are exactly the same as those listed for the FANC in Appendix D.

3.1.6.5 Federal Applicant CSS Submission (FUFC)

This transaction is similar to the FAUF in that the submission is from any branch of the U.S. military in connection with an enlistment or consideration for Officers' Candidate School. This transaction may also be submitted from federal agencies in connection with (noncriminal justice) employment, security updates, or contract personnel. The response will be returned to the Card Scanning Center which will respond to the contributor accordingly. The applicable fields for this TOT are exactly the same as those listed for the FAUF in Appendix D.

3.1.6.6 Miscellaneous Applicant Civil CSS Submission (No Charge) (MAPC)

This transaction is similar to the MAP in that it is used for non-federal law enforcement and criminal justice employment (including state and local law enforcement) as well as gun permit applications from criminal justice agencies. The response will be returned to the Card Scanning Center which will respond to the contributor accordingly. The applicable fields for this TOT are exactly the same as those listed for the MAP in Appendix D.

3.1.6.7 Non-Federal Applicant CSS Submission (User Fee) (NFFC)

This transaction is similar to the NFUF in that it is used for noncriminal justice and licensing purposes under federal (e.g., National Child Protection Act of 1993), state, or local statutes which fall under the authority of Public Law 92-544, and are approved by the U.S. Attorney General. They are also used by local and state agencies, federal and state banking institutions, and regulatory agencies (e.g., stock exchanges, bankers' associations, securities dealers, Nuclear Regulatory Commission, Securities and Exchange Commission, racing or gaming control boards). Their intended purpose is to ascertain whether individuals who have applied for

employment have any past criminal histories. All billing is handled via the user fee billing system from IAFIS. The response will be returned to the Card Scanning Center which will respond to the contributor accordingly. The applicable fields for this TOT are exactly the same as those listed for the NFUF in Appendix D.

3.1.6.8 Non-Federal Applicant CSS Submission (User Fee – direct payment) (NFDP)

This transaction works the same way as the NFFC except that payment is included with the hard copy fingerprint card. The response will be returned to the Card Scanning Center which will respond to the contributor accordingly. The applicable fields for this TOT are exactly the same as those listed for the NFUF in Appendix D.

3.1.6.9 Criminal Fingerprint Processing Non-Urgent CSS Submission (CPNC) (Future Capability)

This transaction is similar to the CPNU in that it differs from urgent criminal transactions in response time. The response will be returned to the Card Scanning Center which will respond to the contributor accordingly. The applicable fields for this TOT are exactly the same as those listed for the CPNU in Appendix D.

3.2 Verification Service

This service will provide user support of requests for specific biometric verification on an individual. It allows a user to submit a request for verification on an individual by specifying a unique identifier. This Verification Service results in the confirmation of an individual's Identity based on a one-to-one comparison. The following are the TOTs for Verification submissions:

TOT	TRANSACTION
FVR	Fingerprint Verification Request

The FBI's responses to electronic submissions will provide search results or indicate an error via the following TOTs:

TOT	RESPONSE TRANSACTION
SRE	Submission Results - Electronic
ERRT	Tenprint Transaction Error

3.2.1 Fingerprint Verification Request (FVR)

These submissions will be used to verify the identity of a subject against a known UCN in the CJIS files. Submissions will include a quoted UCN and may include from two to ten fingerprint images, either flat or rolled. If the quoted UCN is not found, an error message (ERRT) will be returned. If the UCN is found but not verified, a No Match Response will be returned in the SRE transaction. If the submitted images are verified against the quoted UCN, a Match Response will be returned including a current Identity History Summary, if requested, in the SRE transaction.

3.2.2 Fingerprint Verification Response (SRE)

This transaction is returned by the FBI in response to a Fingerprint Verification request. The response will always contain the Match/No Match decision and will contain the electronic Identity History Summary, if requested. Table 3-3 describes which NAM, FBI number, and SID are returned in the SRE for the Fingerprint Verification request. For further information, please refer to the Identification Services section, Submission Results – Electronic (SRE) subsection.

Table 3-3 Values of NAM, FBI and SID Returned in the SRE for FVR

Type of Submission	Result	Value of Returned Field			Special Exceptions
		Name	FBI	SID	
Fingerprint Verification Request	Match	Master NAM	Master FBI	Master SID	
Fingerprint Verification Request	No Match	NAM Submitted	None	Submitted SID	STD in RAP SHEET

3.2.3 Fingerprint Verification Error Response (ERRT)

These transactions are returned by the FBI to indicate a transaction error for a Fingerprint Verification request. It includes a message field (MSG) indicating the type of error detected. Error responses are described in the Error Message Format Section. Currently defined error messages are detailed in Appendix M.

3.3 Information Service

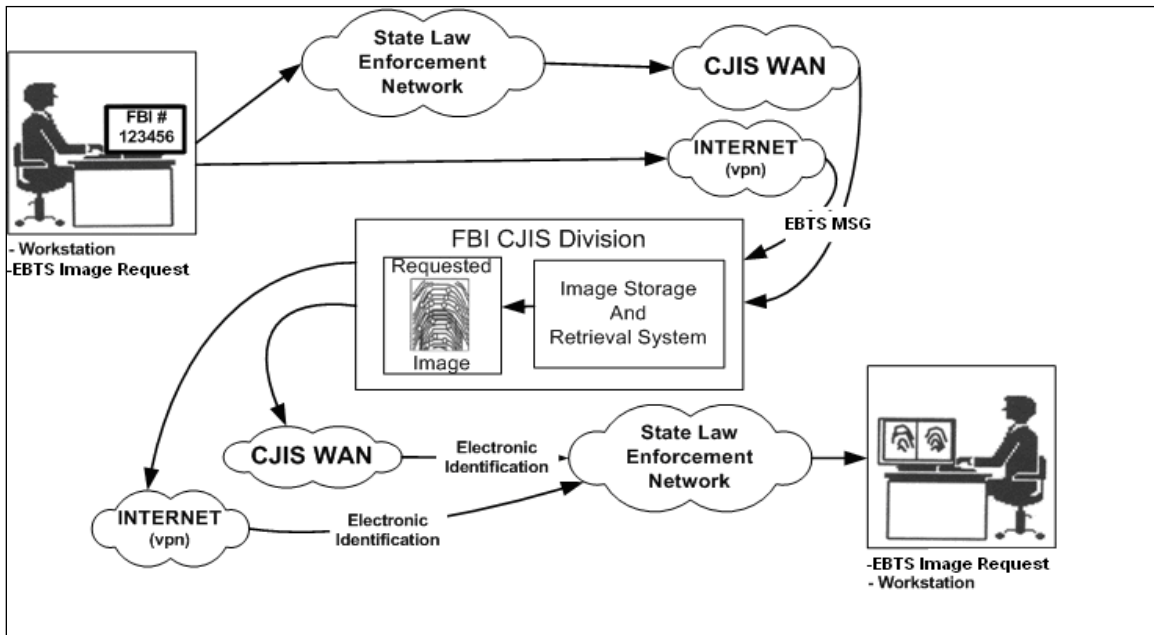
This service will provide user support of requests for specific biometric or biographic information on an individual. It allows a user to submit a request for information on an individual by specifying a unique identifier. Appendix E provides a summary of the Information Service transactions with the Type-2 fields that are optional and mandatory. Appendix C contains the detailed information for each of the Type-2 fields.

3.3.1 Biometric Image Retrieval Submission

The Biometric Image Retrieval Submission includes transactions for requesting images on file at the FBI. To initiate a request for image(s) from the FBI's database, the sending agency electronically transmits the unique record identifier of the subject (i.e., FBI number or other identifier, such as UCN). The Unsolved Latent File (ULF) record will also have a unique record identifier known as the UCN. Therefore, to retrieve ULF images, the contributor will provide that UCN in the FBI Number field (2.014) to retrieve the ULF record. This request will be routed to the FBI, processed, and returned to the requester through the CJIS WAN. If the requester is a local agency, the request and response will be routed via the CJIS WAN through the state law enforcement network or the Internet. There will be no manual intervention on the part of the FBI.

Requests for a set of images will be submitted to the FBI under the TOT field of IRQ (denoting Image Request) in the Type-1 Record. The FBI's response will contain a TOT of IRR (denoting Image Request Response) in the Type-1 Record. The processing flow for image requests is illustrated in Figure 8, Biometric Image Retrieval Submission.

Figure 8 Biometric Image Retrieval Submission



As an IRQ could request images for multiple individuals by including a list of identifiers, the FBI will respond with a Fingerprint Image Summary Response listing all requested FBI numbers or UCNs and their response status after completing the individual retrievals and responses. The FBI's response will contain a TOT of ISR in the Type-1 Record.

The following TOTs are applicable for requests for fingerprint images:

TOT	TRANSACTION
IRQ	Image Request

The FBI's response to requests for images is as follows:

TOT	RESPONSE TRANSACTION
IRR	Image Request Response
ISR	Image Summary Response
ERRI	Image Transaction Error

Other Biometric Image Retrieval Submissions include the legacy electronic photo services transaction for requesting criminal or civil photo sets from the file at the FBI and a transaction to delete photo sets. The file from which the photos are being requested is indicated by providing the appropriate value in the Name of Designated Repository (NDR) field in the Type-2 record.

To initiate a request for a photo set from the FBI's database, the sending agency electronically transmits the UCN (which can be an FBI number or other unique record identifier) and optionally a DOA (for criminal records) of the subject. (Note: In the future, it is anticipated that Date Photo Taken may be used to request civil photos associated with a specific event.) This request will be routed by way of the CJIS WAN to the FBI, processed, and returned to the requester via the same path. If the requester is a local agency, the request and response will be routed via the CJIS WAN through the state law enforcement network. There will be no manual intervention on the part of the FBI.

Requests for a photo set will be submitted to the FBI under the TOT field of CPR (denoting Criminal or Civil Subject Photo Request) in the Type-1 Record. The FBI's response will contain a TOT of PRR (denoting Photo Request Response) in the Type-1 Record. In the future, photo retrievals will be also included under the IRQ transaction.

The following TOTs are applicable for request for Criminal or Civil Subject Photo Images:

TOT	TRANSACTION
CPR	Subject Photo Request

The FBI's response to requests for Criminal Subject Photo set images are as follows:

TOT	RESPONSE TRANSACTION
PRR	Photo Request Response

3.3.1.1 Biometric Image/Feature Retrieval Submission (IRQ)

This transaction enables users to retrieve images from the FBI databases so a comparison can be made by the requester at user facilities or to populate the requestor's database. The requester identifies the subject(s) by UCN/FNU/SCNA whose fingerprint images are being requested. The requester may also include additional parameters to request more specific images (e.g., BSI) of the subject(s) whose biometric images are being requested. Up to 1,000 subjects' records may be requested per transaction. Specific fingerprint, palmprint, supplemental fingerprints and palmprint images or the complete set may be requested. In the future, other biometrics (such as photos and iris images) that are associated with that record may also be requested. The transaction will be processed, and requester-selected images on file at the FBI will be transmitted in the response. Each subject record identifier number in the request and each set of biometrics being returned for the subject will be addressed in a separate Image Request Response (IRR). If the request contains any errors, an Image Error Response (ERRI) will be returned, including the reason for the return in a message field (MSG).

NGI expands this capability to also allow for the retrieval of:

1. Tenprint Fingerprint identity composite (legacy behavior) or specific biometric image sets
2. Fingerprint image sets along with associated feature sets for identities and specific biometric image sets
3. Palmprint image sets along with associated feature sets for identities and specific biometric image sets
4. Supplemental Print image sets along with associated feature sets for identities and specific biometric image sets
5. Latent Print image sets along with associated feature sets for latent records and specific biometric image sets

The submitter of the transaction may indicate the desire for CJIS to return the Type-9 features records associated with the returned images. Also, the palmprint and supplemental fingerprint and palmprint Type-9 features will be supported for return with their associated images. The Type-9 features records may be used for comparison purposes by overlaying the features on the image records. For IRQ transactions requesting multiple sets of images, the request to return features records must apply equally to all identified sets of images. Otherwise, individual IRQ transactions must be submitted.

New fields have been added to the IRQ in support of the identity (or subject) events as well as the new friction ridge types. In order to support multiple biometric sets and multiple modalities (image types) for an identity, a new field, the Biometric Image Description (BID), has been created. If the new BID (2.2028) field is populated, then the UCN (2.014) and FNR (2.057) fields will be ignored; therefore, UCN and FNR are modified from mandatory to optional. The BID field is a set type where its subfields define each image requested. The Image Type (IMT) field can be used to specify which types of biometric sets are requested, the Request Features Record (RFR) field can be used to request features with images, the Biometric Set Identifier (BSI) field can be used to identify the specific biometric set being requested, and the Print Position Descriptors (PPD) field can be used to accompany the FNR field to specify which Supplemental Fingerprint and Palmprint images are being requested. If the BSI field is not present, the representative biometric set(s) are retrieved for the identity specified in the FBI/UCN field. The representative set for fingerprints will be a composite fingerprint set of images, while the representative set of palmprints or supplemental fingerprint and palmprint will be the latest set enrolled. See the table below for combinations of fields and images that will be returned. The FNR field will also be expanded to allow palmprint position codes (See Appendix P).

IMT Present	BSI Present	FNR Present	Images returned
X			Representative set for image type specified
X	X		Specific image set specified in the BSI of that image type

IMT Present	BSI Present	FNR Present	Images returned
			specified
X		X	The friction ridge position image of the representative set for the image type specified
	X	X	The finger position image of the specific image set specified in the BSI
X	X	X	The finger position image of the specific image set specified in the BSI of that image type specified

3.3.1.2 Subject Photo Request (CPR)

This TOT enables users to retrieve a photo set from the FBI repository. Each set of photos comprises photos of a subject posed from different views and/or Scars/Marks/Tattoos. Each photo set for an identity record (identified by an FBI number or UCN) is linked to the subject by the date of arrest (DOA). In the future, photo sets will be linked to the UCN and will be stored by the date photographed. The most recent frontal photo will be returned in the request as a default. The transaction will be processed, and the requester-selected photo set on file at the FBI will be transmitted in the response. If the request contains any errors, the response code (REC) will be set to "N." A Photo Request Response (PRR) will be returned, including the reason for the rejection in a response explanation field (EXP).

3.3.1.3 External System Photo Image Retrieval and Response (Future Capability)

In the future, when an Authorized Contributor submits a Photo Image Retrieval Request to request photo images for specific Identities and events from an external system, the FBI will use the External System Photo Image Retrieval Request to obtain those photos. The external system will respond to the FBI with the External System Photo Image Request Response.

3.3.1.4 Image Request Response (IRR)

This transaction is returned by the FBI to provide requested images on file at the FBI to the requester. Each image identified in the IRQ request will cause a separate IRR response. The response will include the subject record identifier number (UCN) and the requested image set in the format they were enrolled: Type-4, Type-14 fingerprint images, or Type-15 palmprint images. The specified fingerprint, palmprint, and/or supplemental fingerprint and palmprint images will be transmitted in the response.

The IRR response will return one fingerprint, palmprint, or supplemental fingerprint and palmprint image set along with the associated biometric feature set, if requested. The new

Biometric Image Available (BIA) field is added to reflect the biometric image types available for the Identity. This field will only be populated with the information contained in the BID field of the IRQ. The FBI Number field will return the NGI UCN that may contain either the criminal FBI number (FNU), the Civil Record Number (CRN), or Legacy Unsolved Latent number (SCNA) of the returned record. When a composite set is returned, no Biometric Set Identifier is returned in the message.

3.3.1.5 Image Summary Response (ISR)

This transaction is returned by the FBI to summarize the results of the image request processing. This transaction contains the listing of each subject record identifier number returned. It is suggested that the submitting agency do a comparison between their original image request and this image summary response to determine which images were not returned due to invalid FBI number or image not on file.

New fields will be used to inform the user of all the identity's biometric sets that were returned when the IRQ contained the BID field. New fields added to the message are the Image Type (IMT) to specify the type of biometric set returned and BSI to specify the exact biometric set returned if the set is not a composite set. The FNU, SID, IMT, and BSI fields are all ordered such that each occurrence of the field is partnered with the same ordered element of the other three fields.

3.3.1.6 Photo Request Response (PRR) and Photo Delete Response (PDR)

Each photo request will receive a photo request response (PRR). The PDR TOT is the response for an image delete request. The two responses are handled in the same way. The transaction is returned by the FBI to indicate the condition of each request. The fields in this Type-2 record will give the result of the request. If the request contains any errors that cannot be parsed, CJIS will return an FBI=0000000; CRI=XXXXXXXXXX; REC="N"; and a Response Explanation field, EXP= the translated message code of the first detected error.

3.3.1.7 Image/Information Transaction Error (ERRI)

This transaction is returned by the FBI to indicate a transaction error. It includes a message field (MSG) indicating the type of error detected. Error responses are described in the Error Message Format Section.

3.3.2 Biometric Audit Trail Retrieval Submissions (NGI Increment 3)

These transactions will enable users to retrieve audit trail information for their images stored in the CJIS database. This information will consist of which agency(ies) have received the specified image(s), when the image(s) were transmitted, and for what reason. The requester provides the subject identifier (UCN) and the biometric identifier (BSI) for the image set for which they wish

the audit trail information to be returned. If the biometric set identifier is not included, then the UCN is mandatory, and all the biometric sets owned by the submitter will be used. The transaction will be processed and the requested audit trail will be returned if the originator of the request is the owner of the image for which the audit trail is being retrieved. The owner is defined as the CRI who enrolled the biometric or the State Bureau for the CRI. If the request contains any errors, an error response will be returned including the reason for the return in the message field (MSG). Errors associated with a record identifier number, such as an image set not being on file, will be reported in the error response.

3.3.2.1 Biometric Audit Trail Retrieval Query Request (BATQ) (NGI Increment 3)

For each request, the submitter of the transaction shall specify which subject image audit trail that CJIS will return. The response to this request will return only the audit trail for the images owned by the submitter of the request. The first phase of implementation of this transaction will include Fingerprint Audit Trail Retrieval Request, Palmprint Audit Trail, and Unsolved Latent Audit Trail Retrieval Requests. In future phases, this transaction will include Fingerprint Audit Trail, Photo Audit Trail, and Iris Audit Trail Retrieval Requests. Each transaction can retrieve either a specific biometric set or multiple biometric sets for an Identity or latent record. The response to this request will be Audit Trail Retrieval Response.

The main inputs are the UCN to specify the Identity or latent record, BSI to specify a specific biometric set, and IMT to specify the image types. Only a record owner (contributor) is allowed to request an audit trail, so a transaction error is returned if anyone other than the owner tries to request it. When IMT is provided without BSI, audit details are returned for all of the biometric sets of type IMT that are owned by the requestor for the specified Identity or latent record (UCN). When BSI and IMT are not provided, the audit trail details returned will consist of all biometric sets owned by the requestor for the specified Identity or latent record.

3.3.2.2 Audit Trail Retrieval Response (BATR) (NGI Increment 3)

This transaction is returned by the FBI to provide the requested audit trail record to the requester for the image, for which the requestor is the owner, on file at the FBI. This message contains details of when and how the biometric sets specified in a BATQ have been disseminated. If images from the requested biometric set have not been disseminated, a successful BATR is returned, but it will not have any instances of audit trail data. If the requestor does not own any of the images based on the BATQ request criteria, this will result in a transaction error condition (ERRA), including the reason for the error in the MSG field. Also, if the BSI or IMT is not associated with the UCN, an ERRI would be the response.

This response will include the subject or latent biometric record identifier and the audit trail record for that image. A new Audit Trail Record (ATR) field is added to support a repeating set containing the ORI of the originator, date of dissemination, TOT used to acquire the image, the

BSI of the image, the image type, and finger positions (when the complete set is not returned) for each requested image. If the max occurrence of the ATR is reached (100), the MSG field will be populated informing user that latest 100 records are returned.

3.3.2.3 Audit Trail Transaction Error (ERRI) (NGI Increment 3)

This transaction is returned by the FBI to indicate a transaction error. It includes a message field (MSG) indicating the type of error detected. Error responses are described in the Error Message Format Section.

3.3.3 Rap Back Information Retrieval Submissions (Future Capability)

These future transactions will provide the subscriber of the Rap Back Service the ability to retrieve their subscription status along with the designated recipients of the Rap Back Notifications for those enrolled in the Rap Back Service. There will also be an opportunity for the subscriber to retrieve Identity History Summaries for those enrolled in the Rap Back Service.

3.3.3.1 Rap Back Subscription List (Future Capability)

This transaction will provide the Rap Back Subscriber the ability to retrieve their Subscription List indicating their subscription status and list of designated recipients.

3.3.3.2 Rap Back Identity History Summary Request (Future Capability)

This transaction will provide the owner of the Rap Back enrollment the ability to request an Identity History Summary for the individual enrolled in the Rap Back Service after receipt of a Rap Back Activity Notification.

3.4 Investigation Service

To conduct an investigation search of the FBI's database, the sending agency will electronically transmit images and descriptive information as required by the AFIS/FBI (i.e., the AMP, when needed) or user-extracted characteristics. Biometric characteristics include classification, features, and any other derived data required by AFIS/FBI. If the originator is a local law enforcement agency, the request will go through their State Identification Bureau or an approved channeling agency. The subsequent submission will be searched automatically with no additional manual editing or processing. If candidates are identified, no identification decision is made by the FBI. Instead, up to 20 candidates' UCNs are returned to the transmitting agency along with fingerprint images from the highest scoring candidate. Appendix E provides a summary of the Investigation Service transactions with the Type-2 fields that are optional and mandatory. Appendix C contains the detailed information for each of the Type-2 fields.

3.4.1 Tenprint Fingerprint Investigation Submissions

The tenprint investigation process differs from electronic tenprint identification submission processing in that there is no manual intervention on the part of the FBI. The user can request specific finger images, up to all 14 fingerprint images, to be returned with the response via the Fingerprint Number(s) Requested (FNR) field. The sender must designate the TOT in the Type-1 record to specify the type of search request.

The following list of TOTs is applicable to tenprint searches transmitted to the FBI:

TOT	TRANSACTION
TPIS	Tenprint Fingerprint Image Searches
TPFS	Tenprint Fingerprint Features Searches
TPRS	Tenprint Rap Sheet Searches

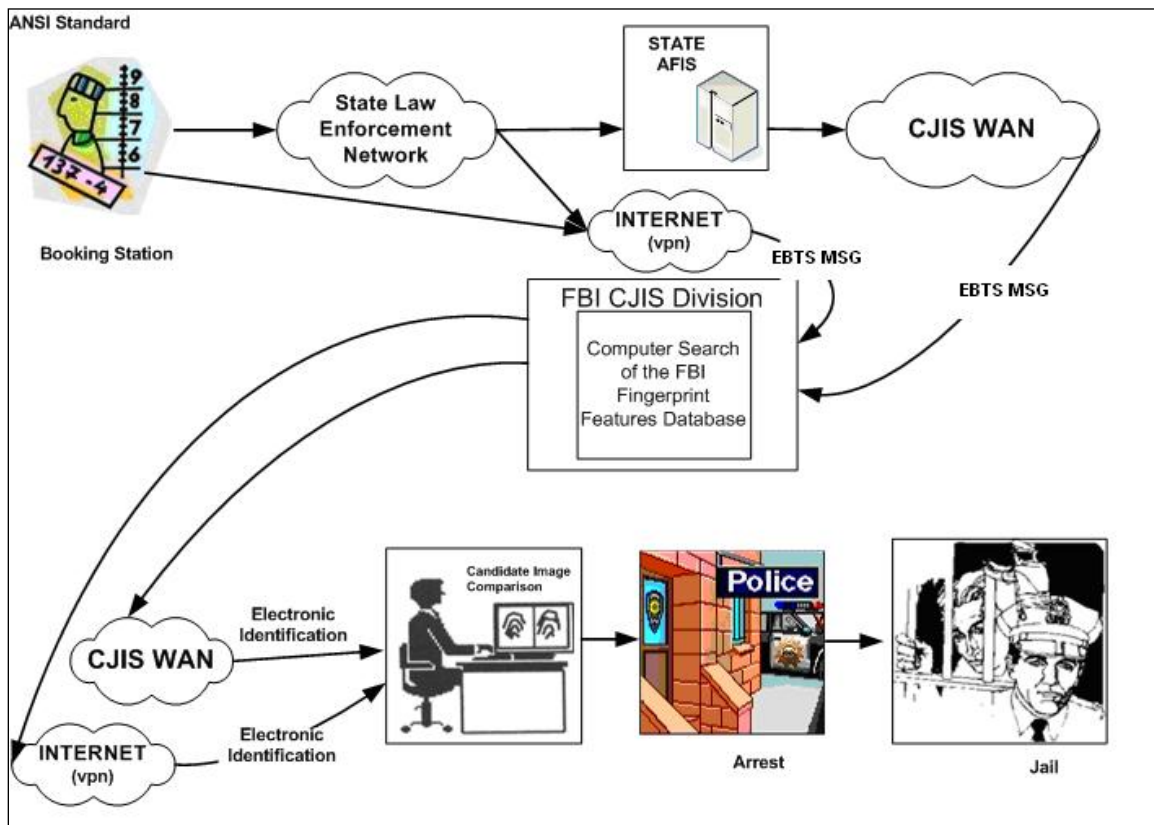
A hierarchical approach to tenprint searches must be adhered to (i.e., for TPIS and TPFS). Submissions by local agencies must be processed by the local AFIS (if available) and electronically transmitted to a state AFIS (if available) before being submitted to the FBI. If an identification decision is made at any of the previous levels, the identification response will be transmitted to the originating agency and there will be no further processing of the request at a higher level.

The processing flow for tenprint submissions (TPIS/TPFS) is shown in Figure 9, "Investigation Fingerprint Submissions."

All electronic transactions between the FBI and the originating state agency will be routed via the CJIS WAN. State and local agencies must handle the continuance of these transactions

among themselves through the state network. For OFOs, tribal, or international agencies, routing of search and response will be via their connection to the CJIS WAN.

Figure 9 Investigation Fingerprint Submissions



The following are the potential responses to tenprint fingerprint submissions:

TOT	RESPONSE TRANSACTION
SRT	Search Result - Tenprint
ERRT	Tenprint Transaction Error
TPRR	Tenprint Rap Sheet Response

The Search Result Tenprint (SRT) response will include a candidate list and the fingerprint images of the highest scoring candidate who potentially matches the submitted fingerprints. Retrieval of the additional images is accomplished through separate image retrieval requests. The Tenprint Rap Sheet Response (TPRR) will contain a list of candidates and their identity history in the Electronic Rap Sheet (ERS) field, but no fingerprint images.

3.4.1.1 Tenprint Fingerprint Image Search (TPIS)

The Tenprint Fingerprint Image Search contains tenprint fingerprint images along with any required fingerprint classification information and descriptors by the originator. The Pattern Level Classification (PAT) field is to be included for every amputated or unprintable finger. The fingerprint characteristics will be automatically extracted from the image submitted. There will be no manual editing of fingerprint characteristics. The search process of the criminal fingerprint files is conducted and the results transmitted to the originator. The response consists of the match report including the identification of matching candidates and the corresponding fingerprint images of the candidate with the highest score. Images for the remaining candidates may be retrieved through separate image retrieval requests.

3.4.1.2 Tenprint Fingerprint Features Search (TPFS)

The Tenprint Fingerprint Features Search contains fingerprint characteristics, including classifications, which are extracted and transmitted by the originator along with search criteria. The search process uses this information to generate the candidate list. The response is similar to those for TPIS transactions. It should be noted that the fingerprint characteristics referred to here are the native-mode fingerprint characteristics of the FBI's AFIS; i.e., the fingerprint characteristics' data transmitted will be in a format used or accepted by AFIS/FBI. The originating agency must have the capability to extract and encode fingerprint characteristics data in the FBI native mode in order to use this TOT.

3.4.1.3 Tenprint Rap Sheet Search (TPRS) and Responses (TPRR)

The Tenprint Rap Sheet Search contains tenprint fingerprint images along with any required fingerprint classification information and descriptors. The PAT field is to be included for every amputated or unprintable finger. The fingerprint characteristics will be automatically extracted from the images at the FBI with no human intervention. There will be no manual editing of fingerprint characteristics. The search process of the criminal fingerprint files is conducted and the results transmitted to the originator. The Tenprint Rap Sheet Response consists of identity histories for up to the top twenty candidates. Images are not returned as part of this process.

Note: TPRS is a limited-use TOT that requires coordination with FBI prior to use.

3.4.1.4 Search Results — Tenprint (SRT)

This transaction is returned by the FBI in response to a TPIS or TPFIS request. It includes a candidate list composed of the names and UCNs of up to 25 subjects selected by AFIS/FBI as determined to be potential matches to the fingerprint images or features that were submitted. The fingerprint images of the first candidate on the candidate list will also be included. The fingerprint images in the response may be specified by finger position in the search request.

3.4.1.5 Tenprint Transaction Error (ERRT)

This transaction is returned by the FBI to indicate a transaction error. It includes a message field (MSG) indicating the type of error detected. Error responses are described in the Error Message Format Section.

3.4.2 Latent Print Investigation Submissions

The NGI Latent Friction Ridge (LFR) system replaces the IAFIS latent search capability. The LFR system offers drastically increased accuracy through the use of latest generation matching algorithms coupled with an event-based (vice composite) friction ridge repository. Further, the LFR expands the friction ridge repository and latent searching beyond fingerprints into palm and supplemental (joint and tip) prints.

A CJIS user may transmit one or more latent print images and/or corresponding features sets, assumed to be from the same subject, to be searched against the various FBI friction ridge repositories. This latent print search request will originate from the agency having legal jurisdiction of the case (federal, state, local or international). The evidence will be processed and the desired latent friction ridge impressions will be electronically captured. To conduct a search with the captured latent prints, the originating agency will electronically transmit the latent print images within a Latent Friction Ridge Image Search (LFIS) or the latent print features and preferably the latent print images within a Latent Friction Ridge Features Search (LFFS) transaction. The image in an LFIS/LFFS transaction should be known to be upright (tip up $\pm 15^\circ$), with no obscuring background or multiple impressions in the image. By default, these images and/or features will be stored in the Unsolved Latent File (ULF). The user may override this behavior by setting the ULF flag to no.

All AFIS searches must adhere to a hierarchical approach. Transactions generated by local agencies must be processed by the local AFIS (if available) and electronically transmitted to the state AFIS (if available) before submitting a search to the FBI. If an identification decision is made as a result of processing at any level, there will be no further processing of the request at a higher level. All electronic transactions between the FBI and the originating agency will be routed via the CJIS WAN or other approved electronic communication medium.

The response to a valid latent search transaction will contain a TOT of "SRL" (denoting "Search Results - Latent") in the Type-1 Record. It will also include the UCN of up to the number of candidates requested (NCR) and the corresponding friction ridge images of up to the Number of Images Requested (NIR) of the candidate(s) that potentially matched the latent print. If the latent search included more than one latent print (a multi-latent search), a single merged candidate list will be returned.

In the initial rollout of NGI Investigative Services, Latent Friction Ridge investigative search TOTs will have the NDR field added and will accept values specified in EBTS for Criminal Master File, Civil File, Unsolved Latent File, and FBI Special Population Cognizant (SPC) Files (if the requesting ORI is allowed to search the requested SPC file). The default behavior when this field is not present is to only search the criminal repository. For a given latent investigative search, NGI will not search both known (FRIF) and unknown (ULF) repositories. If the NDR field contains both repository designations, only the known repository(ies) will be searched, and this scenario will be reported in the SRL (see MSG field of SRL). Additionally, the user will be able to optionally select, in investigative searches, whether features and matched minutiae for each candidate print are returned in the Latent Friction Ridge search result response. The extended feature set and matched minutiae will reside in the EFS section of the Type-9 record for the candidate(s), as defined in the ANSI/NIST-ITL 1-2011 standard. Several changes to the investigative TOTs within EBTS for NGI will require system programming updates to take advantage of these new capabilities. CJIS will continue to be backward compatible along with providing new fields to successfully utilize the new NGI investigative services.

In future releases beyond the initial rollout of NGI Investigative Services, latent investigative searches will have the capability to request a simultaneous search of other external systems, such as Canada's Real-Time ID System or DHS IDENT. Submitters will enter the appropriate values for the desired destination in the Name of Designated Repository (2.098 NDR) field in the Type-2 record.

The biographic and/or biometric descriptor data contained in the Type-2 record(s) of the LFFS/LFIS search transaction are used to reduce the search penetration of the desired repositories. If two Type-2 records are included in the search transaction, the Type-2 with the ULF flag = "Y" is used for deposit of the latent into the ULF, while the Type-2 with ULF = "N" sets the search filtering criteria to limit file penetration. When there are two Type-2 records and the ULF flag in both are "Y" or not included, the first Type-2 will be used for searching and the second one will be used for the deposit of the latent into the ULF. Limiting file penetration by filtering searches based on known information increases search accuracy and improves search response time. Investigative services users are encouraged to limit searches of the civil and/or criminal file to no more than 50% of the population of the file(s) being searched. NGI will support the biometric filter criteria friction ridge position code and pattern classification, and will also support the biographic filter criteria date of birth (only the year of birth is used), race, gender, place of birth, and place of arrest (GEO 2.044). A Latent Penetration Query (LPNQ) may

be sent to determine the percentage of repository penetration prior to initiation of a search. The results will be returned in a Latent Penetration Response (LPNR). The response will include the percentage of the repository penetration determined from the submitted parameters in the fields of the Type-2 record. Detection of errors will cause a Latent Transaction Error (ERRL) response.

The FGP field may contain one or more of the possible finger or palm positions that may match the latent image. The integer code number corresponding to the known or most probable finger position will be taken from the ANSI-NIST ITL Standard Finger Position Table or Palmprint Position Table and entered as a one- or two-character ASCII subfield. (See Appendix P for acceptable values.) Additional finger and/or palm positions may be referenced by entering the alternate position codes as subfields separated by the "RS" separator character. The code "0" for "Unknown Finger" shall be used to reference every finger position from one through ten. The code "20" for "Unknown Palm" shall be used to reference every listed palmprint position. The Type-2 PPD field is used when FGP is set to 19 to filter which part(s) of a supplemental print(s) should be searched. The code "18" for "Unknown Friction Ridge" shall be used to reference every listed friction ridge position and will be used as the default when FGP is omitted or blank.

When submitting a single latent image, the submitter may use the PAT (2.034) and FGP (2.074) fields as follows to indicate that the position is unknown while allowing speculation on the finger position: (1) set the Finger Number subfield of FGP to "00" to indicate UNKNOWN while supplying the Pattern Classification Code as usual; (2) in conjunction, submit one or more instances of the FGP field containing the finger position guesses; and (3), in the FGP field of the Type-7/13 record, send a "0." If many finger guesses for a single finger search are provided, the PAT field should be entered only for the first finger guess and will be automatically duplicated by CJIS for all other finger guesses.

The following list of TOTs is applicable to latent friction ridge searches transmitted to the FBI:

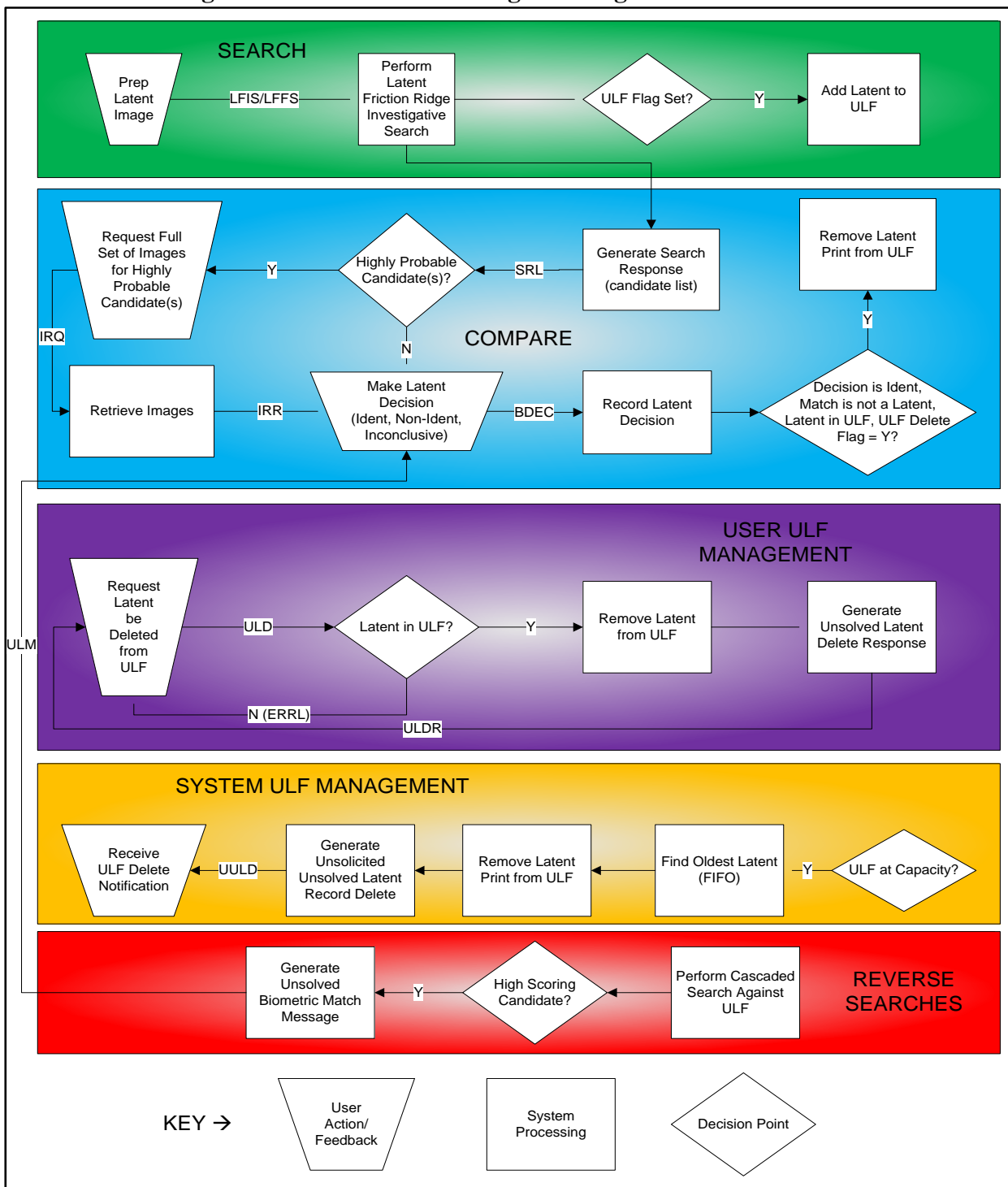
TOT	TRANSACTION
LFIS	Latent Friction Ridge Image Search
LFFS	Latent Friction Ridge Feature Search
LPNQ	Latent Penetration Query

The following are the potential responses to latent friction ridge transactions:

TOT	RESPONSE TRANSACTION
SRL	Search Result - Latent
LPNR	Latent Penetration Response
ERRL	Latent Transaction Error

Figure 10 provides a high level view of the latent friction ridge investigative service workflow, to include the notification service and data management service transactions explained in sections 3.5 and 3.6 respectively.

Figure 10 Latent Friction Ridge Investigation Workflow



The following paragraphs describe in detail the TOTs associated with the Latent Friction Ridge Investigative Service.

3.4.2.1 Latent Friction Ridge Image(s) Investigation Search (LFIS)

The latent friction ridge image(s) are transmitted along with the search criteria by the originator. The friction ridge features will be automatically extracted from the images with no human intervention. There will be no manual editing of friction ridge characteristics by FBI Latent Examiners. CJIS will conduct a search of the designated repository or repositories and will transmit the results back to the originator. In the event that images are of insufficient quality for the LFR system to be able to extract features and perform a search, CJIS will respond with a Latent Transaction Error message.

Multiple fingerprint images may be searched if the submitter believes the images are from a single subject. Multiple fingerprint images must be accompanied by a unique fingerprint position for each image. Only this set of fingerprint positions will be searched.

When one latent friction ridge image is transmitted, the submitter may include multiple friction ridge position guesses in the FGP field, values from Table P-2 found in Appendix P. NGI will utilize the PPD, when FGP =19, to support the supplemental finger positions.

The user is also able to optionally select whether features and matched minutiae for each candidate print image are returned in the LFIS response. The features and matched minutiae will reside in the EFS section of the Type-9 record for each candidate as defined in Appendix J.

Latent friction ridge images submitted for searches may be added to the Unsolved Latent File. One or two Type-2 records may be submitted in the search message. If only one Type-2 record is submitted, CJIS will automatically use the descriptive data in that record for the search, and if the ULF flag is set to "Y" or is omitted, will use that same descriptive data in the ULF deposit. If two Type-2 records are submitted, the one with the ULF flag set to "Y" will be used to set the ULF deposit parameters to filter when it is reverse searched by tenprint/palmprint/supplemental print transactions or when it is searched directly by another latent print, while the other Type-2 will be used to limit the search penetration. If two Type-2 records are present and either both are "Y" or both are "N" or do not have a flag, then the first will be used for searching and the second will be used for enrollment.

3.4.2.2 Latent Friction Ridge Features Search (LFFS)

The latent friction ridge features are extracted and transmitted along with the search criteria by the originator in this transaction. While inclusion of the search image is optional in this transaction, it is highly recommended to include the latent image within the LFFS to increase search accuracy. The search process of the desired repository or repositories will be conducted and the results will be transmitted back to the originator in an SRL TOT as described for the LFIS transaction. The friction ridge features referred to here are the EFS friction ridge features as defined in Appendix J.

Originators are encouraged to add the latent image along with features in the search message to be added to the ULF. Multiple-finger searches and searches where the finger position is not known are to be treated in the same manner as the LFIS. The originating agency must have the capability to extract and encode friction ridge features compliant with the EFS to use this TOT.

3.4.2.3 Search Results - Latent (SRL)

This transaction is returned by the FBI in response to a latent search request. It will include a candidate list composed of names and UCNs of each candidate (up to the NCR field value) along with the corresponding friction ridge image(s) of the number of images specified in the NIR field of the search message using the Type-4, 14 or 15 record. Up to 99 candidates, their match scores, and the finger/palm/supplemental positions of the images on file that matched may be included in the response. If the NIR is not specified, then the top 20 matching images will be returned. If the NCR is not specified, then the top 20 candidates will be included in the candidate list. The NCR and NIR field are added to the Type-2 for SRL to report the total number of candidates and images contained in the SRL. It is not echoed from the request. In addition, if the search included an indication that the latent image should be stored in the Unsolved Latent File, the SRL will return the UCN (2.014) of the stored unsolved latent image.

The SRL will contain a candidate list of potential matches from the repositories that were searched. The user may optionally select in the search request (LFIS or LFFS) whether features and matched minutiae for each candidate print image are returned in the SRL response. The features and matched minutiae will reside in the EFS section of the Type-9 record for the candidate(s). When RFR is selected, the probe features will always be IDC=1, and the candidate list images/features will always begin with IDC=2. Therefore, when NIR is 20 there will be 21 Type-9 records. The first one will present the matched minutiae of the searched image and the remaining records will be those of the candidates returned. Besides the currently supported criminal identifiers being returned as candidates, Civil and Unsolved Latent identifiers will also be supported. The friction ridge data may include Palmprint and Supplemental Fingerprint and Palmprint.

A new Candidate Investigative List (CNL) field is added for SRL. The legacy CAN field remains and will continue to be populated to support backward compatibility. In the UCN field, NGI returns UCNs, FNUs, and CRNs. For latent records from the ULF, the UCN will be returned (even if the old SCNA value exists). For the new CNL field, the IMT subfield indicates the type of image being returned, and the PPD field, coupled with the existing FGP field (when FGP equals 19), indicates the finger or palm position code of the image. If the IMT field indicates a latent image, then the UCN subfield of the CNL field is a latent UCN for that candidate. The Biometric Set Identifier (BSI) for each image is returned. The Biometric Image Available (BIA) field is provided to indicate the available biometric image types for the identity. The BSI and the BIA allow the recipient to request more images for the subject. The NDR field is a future capability that will indicate the repository(ies) in which the candidates resides, and will be limited to those repositories that are actually searched.

If there are hits from multiple events for a given UCN, these BSIs will also be listed in CNL following the top UCN scoring candidates. These multiple event entries will not populate the IDC and NOT subfield, and no images/features are returned. Within a given SRL it is possible that there will be multiple candidate lists concatenated together in a single Type-2 based on the friction ridge type of the candidates. The maximum possible lists are three. They include a list for the fingerprints, a list for the lower hand and a list for the upper hand. The fingerprint list is from the traditional distal rolled and flats. The lower hand is comprised of Palmprints of the lower palm positions including the interdigital area. The upper hand is comprised of the upper palm positions including fingerprint friction ridge (EJI and tip) and interdigital area. Each list will be ranked and images/features will be returned for the top UCN/BSI candidate from each list. In these multiple lists it is possible for the UCN to be duplicated. The lists can be distinguished by IMT and position code.

The MSG field is added to report to requestor that the latent search request specified repositories that contained both known and unknown records (e.g., NDR of CMF and ULF). The text will state that the unknown records or repository(ies) were not searched, and the search result is for the designated FRIF (known) repositories. When this scenario occurs, this message will be the first entry in the MSG field so it stands out for the user. When images, candidate features and matched minutiae are being returned, the MSG field will also contain the text: "This match was made using information beyond feature data." This caveat text is provided because the NGI matcher improves accuracy by use of additional imagery data.

3.4.2.4 Latent Penetration Query (LPNQ)

The Latent Penetration Query allows the user to check for the percentage of the Criminal and/or Civil repository that will be accessed by a latent friction ridge search. The query contains the search parameters that will be defined in either the LFIS or LFFS search request in a Type-2 record. The search parameters can contain repositories, biographic descriptors (DOB, RAC, SEX, GEO & POB), fingerprint classification (pertinent general class values are AU, WU, RS, and LS), and fingerprint/palmprint position code data (and PPD when FGP =19). While the NDR field supports all valid values for repositories, meaningful penetration values are only returned for Criminal and/or Civil repositories. If SPC(s) and/or ULF are the only entries for NDR, then a penetration value for the Criminal repository is returned based on the rest of the search criteria. This allows users to set the search parameters to ensure that the search does not exceed the maximum penetration recommended by CJIS of 50 percent. Penetration tables developed by the NGI LFR system may be used as an aid to help the user determine expected penetration. This transaction applies only to a single finger, even if the original transaction included multiple fingers.

3.4.2.5 Latent Penetration Query Response (LPNR)

The response to a penetration query will contain the estimated size for the repository search based on the transaction-defined characteristics. The response will indicate the percent penetration to allow further refinement of the search criteria.

The Penetration Query Response field (PEN) contains a penetration percentage as determined by the search criteria in the LPNQ request. The penetration value returned in the PEN field will be a combined percentage of the repositories specified in the LPNQ request. SPC(s) and ULF are not considered (see LPNQ above).

3.4.2.6 Latent Transaction Error (ERRL)

This transaction is returned by the FBI in response to a transaction that contained errors such as search exceeding the penetration threshold, missing or inadequate quality fingerprints, missing mandatory information, or invalid contents. The MSG field shall include additional information on the causes for the rejection. Error responses are described in the Error Message Format Section.

3.4.3 Latent Administrative Queries, Requests, and Responses

Administrative requests can be solicited by the users to improve the accuracy and efficiency of their latent operations by gaining insight into the composition of the CJIS search repositories for use in search filtering. The Latent Repository Statistics Query (LRSQ) provides the users with the statistical representation of the FBI Criminal and/or Civil Master File used to estimate search penetration.

The following Types of Transactions (TOTs) are included in the Latent Administrative Queries:

TOT	TRANSACTION
LRSQ	Latent Repository Statistics Query

The following are the responses to the above transactions:

TOT	RESPONSE TRANSACTION
LRSR	Latent Repository Statistics Response
ERRA	Administrative Error Response

3.4.3.1 Latent Repository Statistics Query (LRSQ)

The LRSQ requests the current statistics used to estimate the penetration of the Criminal and/or Civil Repository by a latent search based on the various input characteristics. This query will provide the users the data required to update the statistical representation used to estimate the repository penetration of a latent search without having to use the Latent Penetration Query.

3.4.3.2 Latent Repository Statistics Response (LRSR)

The Latent Repository Statistics Response to the LRSQ will provide the users the data required to update the statistical representation used to estimate the repository penetration of a latent search. The ASCII file contained in the RSR field will contain the filter parameters used to filter searches of the NGI repositories (civil and/or criminal). Data will be returned for the civil and criminal files individually, as well as for the civil and criminal files in total. Statistics will not be generated for the ULF or SPC(s), as the sizes of these files will be trivial compared to the civil and criminal repositories.

3.4.3.3 Administrative Transaction Error (ERRA)

This transaction is returned by the FBI to indicate a transaction error. It includes a message field (MSG) indicating the type of error detected. Error responses are described in the Error Message Format Section.

3.4.4 Biometric Investigation Submission

In addition to the FBI accepting other biometrics in conjunction with Tenprint Fingerprint Identification Submissions and enrollment of other biometrics, in the future, CJIS/FBI will accept biometric investigation submissions other than fingerprints as search engines become available.

3.4.4.1 Photo Investigation Search Transactions (Future Capability)

Searching for photos in the FBI/CJIS database will be accomplished by three different methods. The Text Based Photo Search will consist of using biographical data to retrieve a list of possible candidates and their most recently taken facial photo. The Text Based SMT Photo Search will consist of using SMT descriptors to find a list of possible candidates and their SMT photos. The Facial Recognition Search will consist of comparing features from the photo supplied on the transaction against the set of features in the FBI/CJIS database.

3.4.4.1.1 Text Based Photo Search Request (Future Capability)

This transaction will allow the user to specify biographical data to be used in a search for possible candidates. The response consists of a list of candidates along with the most recently taken frontal facial photos or facial photos of the candidates with the highest score. Photos for the remaining candidates may be retrieved through separate image retrieval requests (IRQ).

3.4.4.1.2 Text Based SMT Photo Search Request (Future Capability)

This transaction will allow the user to specify SMT descriptive data to be used in a search for possible candidates. The response consists of a list of candidates along with the SMT photos of the candidates with the highest score. Photos for the remaining candidates may be retrieved through separate image retrieval requests (IRQ).

3.4.4.1.3 Facial Recognition Search Request (Future Capability)

This transaction will allow the user to submit a photo to be used for searching against the FBI/CJIS photo repository for possible candidates. The response consists of a list of candidates along with the most recently taken frontal facial photos or facial photos of the candidates with the highest score. Photos for the remaining candidates may be retrieved through separate image retrieval requests (IRQ).

3.4.4.2 Iris Investigation Search Request (Future Capability)

This transaction will allow the user to submit an iris image to be used for searching against the FBI NGI iris repository for possible candidates. The response consists of a list of candidates along with the iris images of the candidates with the highest score. Iris images for the remaining candidates may be retrieved through separate image retrieval requests (IRQ).

3.4.5 Biographic Investigation Submissions

The Biographic Investigation Submissions are unique to performing an investigative search using the subject's biographic data instead of biometric data. The changing political and social climate necessitates the development of a process to ensure that people attending large public functions, such as the G8 Summit or a political convention, are not associated with terrorist or criminal organizations. The development of the retrieval of a subject's history via a biographic search provides a means to efficiently screen large numbers of people. This function is available on a limited basis to federal agencies with prior written authorization from the FBI.

See Appendix B for details of the Type-1 record, Appendix C for details of the Type-2 record, and Table D-3 for a complete list of all mandatory and optional data for the Biographic Investigation Submissions.

The following TOT is applicable to these biographic search submissions to the FBI:

TOT	TRANSACTION
EQHR	External Query History Request

The following are the responses to the above transaction:

TOT	TRANSACTION
EHRR	Electronic History Request Response
EQRR	External Query History Request Response - Summary
EQER	External Query History Error Response
ERRR	Transaction Error (Electronic Response)

3.4.5.1 External Query History Request (EQHR)

The External Query History Request (EQHR) submission requires that the subject's name, place of birth, and date of birth be submitted. A more accurate candidate list is compiled if the biographic search is performed with more criteria. Therefore, optional data, such as hair/eye color, height or weight may be submitted. External History Queries will have a transaction priority level of 6, which is considered "secondary" with a response time of 24 hours. (See Appendix A.)

3.4.5.2 External Query Request Response (EQRR)

An External Query Request Response (EQRR) will be returned containing the summary list of zero to twenty candidates that were found as result of the External Query History search.

3.4.5.3 External History Request Response (EHRR)

For each candidate returned in the EQRR, a separate External History Request Response (EHRR) is returned, if requested. If no candidates are returned in the EQRR, no EHRR messages will be returned to the contributor. Each EHRR message will contain an Identity History Summary for a candidate returned in the summary report.

3.4.5.4 External Query Error Response (EQER)

When the External Query History Request contains errors, such as missing mandatory information or invalid contents, the External Query Error Response (EQER) will be returned to the contributor. The response will include the message field (MSG) indicating the type(s) of error(s) encountered. See the Error Message Format Section for more detail on how this response is formatted.

3.4.5.5 Transaction Error (Electronic Response) (ERRR)

When the result of the External Query History Request contains candidate(s) where the Identity History Summary is not available, the Transaction Error (Electronic Response) (ERRR) will be returned to the contributor. As a large number of records for persons born before 1956 have not been automated, those Identity History Summaries will not be available. The ERRR will include a message field (MSG) indicating the status of the record. The record will be converted. In three to four business days, the contributor may submit a follow-on EQHR request to receive the Identity History Summary electronically.

3.5 Notification Service

The Notification Service provides agencies with unsolicited notifications from the system based on event criteria (triggers). An unsolicited notification may be triggered by functions initiated by the system, Authorized FBI Service Providers, or Authorized Contributors. One of the functions that may trigger these notifications are the cascaded searches from identification and investigative searches. Another may be triggered by the update of an Identity History record. Appendix E provides a summary of the Information Service transactions with the Type-2 fields that are optional and mandatory. Appendix C contains the detailed information for each of the Type-2 fields.

The FBI's responses to system initiated functions are as follows:

TOT	RESPONSE TRANSACTION
ULM	Unsolved Biometric Match
UULD	Unsolicited Unsolved Latent Delete
UHN	Unsolicited Hit Notification

3.5.1 Unsolved Biometric Match (ULM)

An Unsolved Biometric Match Notification contains an unsolved biometric file (ULF) match notification. These notifications are sent to the owners of the unsolved biometric when newly submitted criminal, civil, or latent friction ridge searches match an unsolved latent case image. They also can occur after a Biometric Decision submission is a possible identification which followed one of two different scenarios of directed searches of the ULF: where the requestor does not own the latent candidate record, or when the probe for search is also a latent. The BIA field is added for cascaded searches of the ULF to reflect the available biometric image types available for the enrolled Identity that matched the latent. The existing SCNA field is populated with the legacy SCNA value if NGI has it, if not it is populated with the UCN value for the ULF latent that matched. The BSI field uniquely identifies the matching biometric set, the IMT field indicates what type of biometric set matched the ULF record, and the PPD field works with the existing FGP field to identify the matching images if the matching set is a Supplemental Print set.

Currently, the IAFIS/NGI system returns these notifications for fingerprints. The response will include the UCN along with biographic identifiers associated with the subject that matched the unsolved latent image. The ULM will return the complete image set that was matched against the Unsolved Biometric File. If the submission is not retained by IAFIS/NGI, up to 14 images associated with that submission will be returned in this transaction when a tenprint record hits against latent images in the ULF. The "owner" of the unsolved latent case is responsible for conducting the comparison. Currently the CIN, CIX, ATN, SCNA, and CRI fields are associated with the unsolved record while the FBI, NAM, AKA, POB, CTZ, DOB, SEX, RAC, SMT, HGT,

WGT, EYE, HAI, PPA, PHT, DPR, MSG, FGP, BSI, PPD, and BIA fields are associated with the identity or submission that hit against the unsolved record.

In the future, other biometrics (i.e., Palmprint and Supplemental Fingerprints and Palmprints) will be included in these notifications along with the use of this notification for a decision made against an image in the unsolved repository.

3.5.2 Unsolicited Unsolved Latent Delete (UULD)

This transaction is used to indicate that a record has been deleted from the FBI's ULF by the LFR system. When an attempt is made to add a record and the ULF (or a particular subfile of the ULF) contains the maximum number of allowable records, then an automated delete occurs. The record deleted will be the oldest record in the file/subfile. If a set of unsolved latent images were added from a multi-finger latent search, the UULD applies to the entire set of images added. The existing SCNA field is populated with the legacy SCNA value if NGI has it. If not, it is also populated with the UCN value for the ULF latent.

3.5.3 Special Population Cognizant (Future Capability)

A Special Population Cognizant Notification contains either a notification of a decision made against an image in the special population cognizant repository or a special population cognizant file match notification for any of the biometrics (i.e., fingerprint, latent, palm, photo, or iris). These notifications are sent to the owner of the biometric.

3.5.4 Rap Back Activity (Future Capability)

In the event that a criminal or civil submission, disposition, or external system activity identifies an individual with an active Rap Back monitoring flag, a Rap Back activity notification will be sent to the Rap Back record owner and designated recipients. Prior coordination with the FBI will determine the type of notification agencies will receive. The FBI will send a Rap Back expiration notification to the Rap Back record owner 30 days prior to the designated subscription expiration date for each Rap Back enrollment, with an option to renew.

3.5.5 Rap Back Subscription Renewal Notification (Future Capability)

The FBI will send a Rap Back Renewal Notification to the Rap Back record owner prior to the designated subscription expiration date for each Rap Back enrollment. The Rap Back record owner then submits a Rap Back Maintenance request to renew their Rap Back Subscription associated with the CJIS record.

3.5.6 Unsolicited Hit Notification (UHN)

This type of notification will be provided to the owner of a record when there is a hit against a highly probable candidate. For the initial implementation, only certain types of transactions will initiate Unsolicited Hit Notifications (UHN) and dissemination rules for responses from RPIS transactions will be used. In the future, dissemination rules will be applied based on implementation of a multi-tiered data structure. Only agencies that have signed up for this notification will receive this message type.

3.5.7 External Link Record Activity Notification (Future Capability)

This type of notification will be provided when file maintenance activities (e.g., posting an arrest, consolidating records, expungement of last cycle) occur against a record which contains an external system link. These notifications will be sent to the external system owner of the record containing an external system link.

3.5.8 External Link Failure Notification (Future Capability)

This type of notification will be provided to an external system when an external link could not be established on the subject requested.

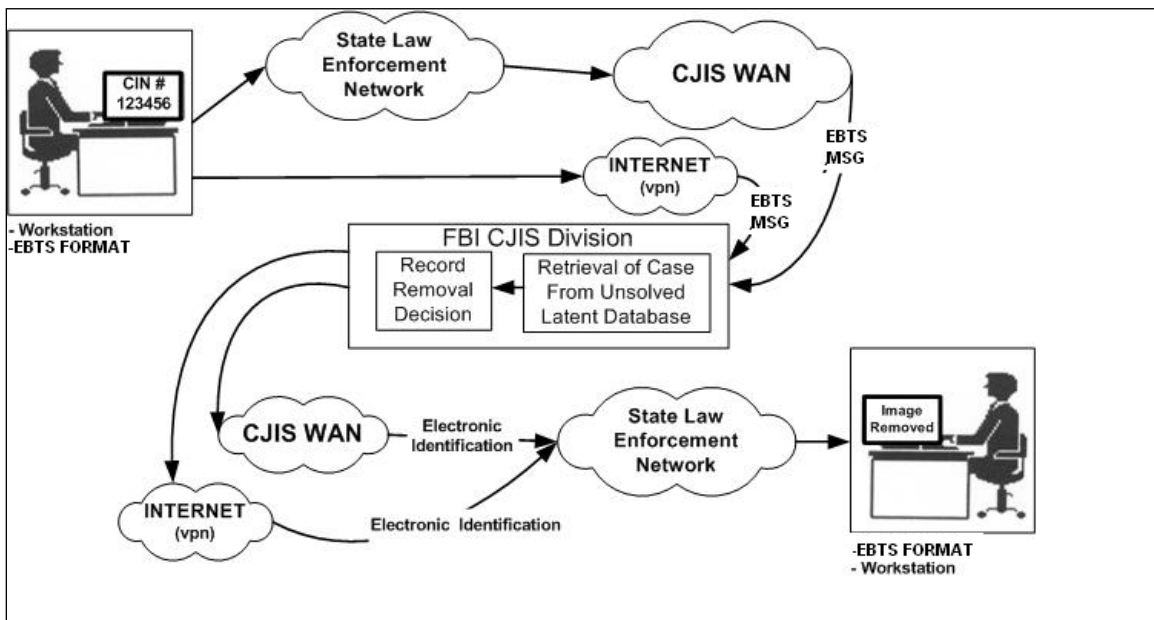
3.6 Data Management Service

This new service will provide users with the ability to manage data within CJIS. It allows users to add, delete, and modify data contained in CJIS that is under their control. Appendix I provides a summary of the Data Management Service transactions with the Type-2 fields that are optional and mandatory. Appendix C contains the detailed information for each of the Type-2 fields.

3.6.1 Latent Image Maintenance Submissions

An authorized contributor can transmit file maintenance messages to specify transactions related to the unsolved latent file; specifically, an Unsolved Latent Record Delete Request (ULD). The processing flow for electronic requests to delete unsolved latent friction ridge records is illustrated in Figure 11.

Figure 11 Electronic Requests to Delete Unsolved Latent Friction Ridge Records



The following TOTs are latent file maintenance transactions transmitted to the FBI:

TOT	TRANSACTION
ULD	Unsolved Latent Record Delete Request

The FBI's responses to latent maintenance transactions are as follows:

TOT	RESPONSE TRANSACTION
ULDR	Unsolved Latent Delete Response
ERRL	Latent Transaction Error

3.6.1.1 Unsolved Latent Record Delete Request (ULD)

This TOT is used to request that unsolved latent file records be removed from the FBI's Unsolved Latent files. The identification number used to designate the latent record to be deleted under NGI will continue to be the CIN/CIX and the SCNA. If a set of unsolved latent images were added from a multi-finger latent search, the ULD applies to the entire set of images added. The existing SCNA field is populated with either the legacy SCNA value (this may be the only identifier the submitter has) or the UCN of the latent record to be deleted.

3.6.1.2 Unsolved Latent Delete Response (ULDR)

This transaction is used to indicate that a record has been deleted from the FBI's Unsolved Latent files in response to a ULD message. The Type-2 record contents of the ULDR transaction can be viewed in Table I-1.

3.6.1.3 Latent Transaction Error (ERRL)

This transaction is returned by the FBI to indicate a transaction error. It includes a message field (MSG) indicating the type of error detected. Error responses are described in the Error Message Format Section.

3.6.2 Fingerprint Image Submissions

Fingerprint image update transactions are to be used particularly by states participating in the National Fingerprint File (NFF) when they obtain fingerprints from subjects already on file that are of substantially better quality or include different characteristics than the existing ones (e.g., a new scar). The new fingerprints are submitted to the FBI for evaluation and inclusion in the FBI files.

Fingerprint Image Submissions (FIS) will use a TOT of "FIS." All 14 fingerprint images must be accounted for in the update request to verify identification and finger sequence. The FBI will

determine whether to update the master fingerprint images. The processing flow for electronic requests to upgrade fingerprint images is illustrated in Figure 12.

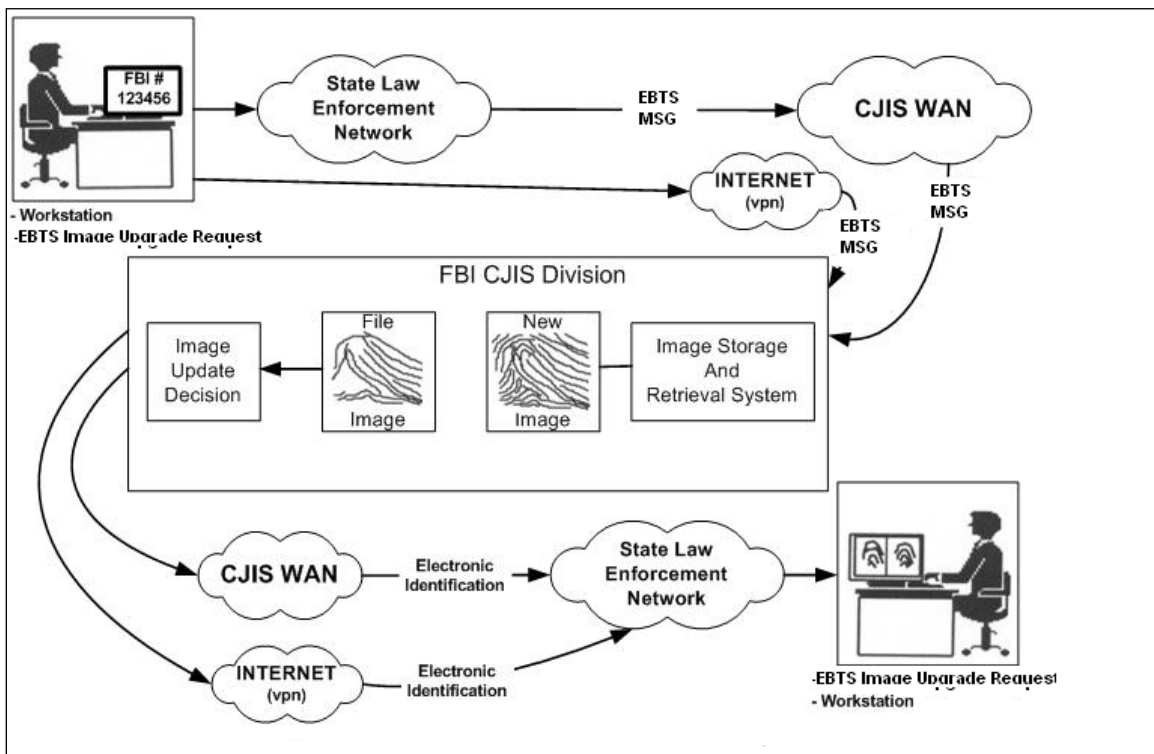
The following TOTs are fingerprint image transactions transmitted to the FBI:

TOT	TRANSACTION
FIS	Fingerprint Image Submission

The FBI's responses to fingerprint image maintenance transactions are as follows:

TOT	RESPONSE TRANSACTION
FISR	Fingerprint Image Submission Response
ERRI	Image Transaction Error

Figure 12 Electronic Requests to Upgrade Fingerprint Images



3.6.2.1 Fingerprint Image Submission (FIS)

This transaction is used to submit electronic fingerprint images that are candidates for upgrading the FBI fingerprint image files. It is intended primarily for use by NFF states when it is determined that a second or subsequent arrest provides fingerprints of significantly better quality than those previously submitted to the FBI, or when it is determined there are new fingerprint characteristics such as scars or amputations. The transaction submits the new fingerprints to the FBI for evaluation and possible inclusion in the FBI files. All 14 fingerprints, rolled and plain, must be accounted for to verify the identification and confirm fingerprint positions. The FIS TOT will support the submission of Palmprint image sets and Supplemental Fingerprint and Palmprint image sets (see details in Sections 3.6.3.1.3 & 3.6.3.1.5). Users will be allowed to submit multiple image sets in the same message. The FIS will allow users to submit image sets to be attached to an existing event or to add image sets to an identity. The event identifier field will be added to the Type-2 record to allow the user to specify an event identifier from a prior event for assignment of the new image sets.

3.6.2.2 Fingerprint Image Submission Response (FISR)

This transaction is returned by the FBI to acknowledge a valid fingerprint image submission and specify which finger image(s) were updated. In the future, the new field biometric set identifier will be added for the biometric sets enrolled in processing the FIS message. The response contains the biometric set identifier for each biometric set submitted. The FGP field continues to indicate which fingers are replaced for messages including fingerprints, but as composite biometric sets are not maintained for Palmprint and Supplemental Print sets no corresponding values are sent back from the biometric sets.

3.6.2.3 Image Transaction Error (ERRI)

This transaction is returned by the FBI to indicate a transaction error. It includes a message field (MSG) indicating the type of error detected. Error responses are described in Error Message Format Section.

3.6.3 Biometric File Maintenance Submissions

Electronic biometric file maintenance services include transactions for enrolling into and deleting biometrics from a specified FBI/CJIS repository. To allow for modification of biometric data, the user should submit transactions to remove the biometric and then enroll the updated biometric into the specified FBI/CJIS repository. When cascaded searches and investigative searches return possible matches, the user can submit a biometric decision notification for the purpose identifying an unknown candidate.

The following TOTs are biometric transactions transmitted to the FBI:

TOT	TRANSACTION
FIS	Direct Supplemental Fingerprint and Palmprint Enrollment Request
FIS	Direct Palmprint Enrollment
BDEL	Biometric Delete Request
CPD	Subject Photo Delete Request
BDEC	Biometric Decision Submission

The FBI's responses to biometric transactions are as follows:

TOT	RESPONSE TRANSACTION
FISR	Direct Supplemental Fingerprint and Palmprint Enrollment Response
FISR	Direct Palmprint Enrollment Response
BDELR	Biometric Delete Response
PDR	Subject Photo Delete Response
BDECR	Biometric Decision Response

3.6.3.1 Biometric Enrollment Transactions

3.6.3.1.1 Direct Fingerprint Enrollment Request (Future Capability)

In the future, fingerprint images may be submitted separately from the normal tenprint transaction by using the Direct Fingerprint Enrollment request. These fingerprint images must meet CJIS standards for searches to allow them to be stored in the Special Population Cognizant (SPC) repositories. CJIS will respond with a Direct Fingerprint Enrollment Response transaction to show successful receipt and storage of the images. If the images do not meet CJIS standards for searches, an error response (ERRA) will be returned to the user.

3.6.3.1.2 Direct Latent Enrollment Request (Future Capability)

In the future, latent images may be submitted for enrollment into an SPC by an Authorized Contributor using the Direct Latent Enrollment Request. CJIS will respond with a Direct Latent Enrollment Response transaction to show successful receipt and storage of the images into the specified SPC. If CJIS encounters an error associated with this action, an error response (ERRA) will be returned to the user.

3.6.3.1.3 Direct Supplemental Fingerprint and Palmprint Enrollment Request (FIS) (NGI Increment 3)

Supplemental fingerprints and palmprint images may be submitted concurrently with a normal Tenprint Identification transaction or by using this Direct Supplemental Fingerprint and Palmprint Image Enrollment request. This request must be accompanied by a set of tenprint fingerprint images for validation with the UCN included to provide complete assurance that these images are being enrolled with the proper record. If this request is not accompanied by a set of tenprint fingerprint images, an agency must have an MOU in place with the FBI prior to sending transactions without fingerprint images attached. These supplemental prints are enrolled into the CJIS repository when distal fingerprints from the supplemental (EJI) image can be matched against the tenprint fingerprint images submitted.

Currently, the supplemental fingerprint and palmprint images will be stored in the CJIS biometric database for searching and will be associated with the Identity (UCN), creating a new event. In the future, this transaction will allow users to submit image sets to be attached to an existing event (by using an Event Identifier[EVI]). When tenprint fingerprint images are included in this transaction, they will be used to conditionally update the composite tenprint fingerprint images.

CJIS will respond with a Direct Supplemental Fingerprint and Palmprint Image Enrollment Response (FISR) transaction to show successful receipt and storage of the images along with the newly created BSI and EVI. If the submitted fingerprints do not match the given UCN, an error response (ERRA) will be returned to the user. If the quality of the images being enrolled satisfies fingerprint searching thresholds, FBI will cascade a search of the unsolved fingerprint file and marked special population file(s).

3.6.3.1.4 Direct Photo Enrollment Request (Future Capability)

3.6.3.1.5 In the future, photo images may be submitted separately from a normal tenprint transaction by using the Direct Photo Image Enrollment request. An agency must have an MOU in place with the FBI prior to sending transactions that do not have fingerprint images attached. The photo images will be stored in a CJIS database for future searching capability. To provide complete assurance that the photo images are being enrolled with the proper record, in addition to providing the UCN of the existing record, submissions may be accompanied by electronic tenprint fingerprint images for

verification. CJIS will respond with a Direct Photo Image Enrollment Response transaction to show successful receipt and storage of the photo images. If the submitted fingerprints do not match the given UCN, an error response (ERRA) will be returned to the user. If the quality of the photo images being enrolled satisfies facial searching thresholds, FBI will cascade a search of the unsolved photo file and marked special population photo file(s).Direct Palmprint Enrollment (FIS) (NGI Increment 3)

The FBI will allow law enforcement agencies to enroll palmprints associated with previously enrolled tenprint records by using the Direct Palmprint Enrollment request. Palmprint images may be enrolled when submitted in conjunction with a normal Tenprint Identification transaction or by using this Direct Palmprint Image Enrollment request. This request must accompanied with a set of tenprint fingerprint images for validation with the UCN included or an agency must have an MOU in place with the FBI prior to sending transactions that do not have fingerprint images attached. These palmprints are enrolled into the CJIS repository when the distal finger segments from the palmprint image can be validated against the tenprint fingerprint images submitted.

The palmprint images will be stored in the CJIS database for searching and will be associated with the Identity (UCN), creating a new event.. In the future, this transaction will allow users to submit image sets to be attached to an existing event. When tenprint fingerprint images are included in this transaction, they will be used to conditionally update the composite tenprint fingerprint images.

CJIS will respond with a Direct Palmprint Enrollment Response (FISR) transaction to show successful receipt and storage of the palmprint images along with the newly created. If the submitted fingerprints do not match the given UCN, an error response (ERRA) will be returned to the user. If the quality of the palmprint images being enrolled satisfies palmprint searching thresholds, FBI will cascade a search of the ULF and marked SPC file(s).

3.6.3.1.6 Direct Iris Image Enrollment Submissions (Future Capability)

In the future, iris images may be submitted separately from a normal tenprint transaction by using the Direct Iris Image Enrollment request. An agency must have an MOU in place with the FBI prior to sending transactions that do not have fingerprint images attached. The iris images will be stored in a CJIS database for future searching capability. To provide complete assurance that the iris images are being enrolled with the proper record, submissions may be accompanied by electronic tenprint fingerprint images for verification, in addition to providing the UCN of the existing record. CJIS will respond with a Direct Iris Image Enrollment Response transaction to show successful receipt and storage of the iris images. If the submitted fingerprints do not match the given UCN, an error response (ERRA) will be returned to the user.

3.6.3.2 Biometric Deletion Transactions

3.6.3.2.1 Biometric Delete Request (BDEL) (NGI Increment 3)

This transaction will allow the user to request deletion of a specific biometric set. For this phase of NGI, this transaction will support Palmprint Deletion and Supplemental Print Deletion and Unsolved Latent Deletion of Latent Prints from the ULF. This TOT will support additional deletions in the future. Only a record's owner can request its deletion. The owner is defined as the CRI who enrolled the biometric or the State Bureau for the CRI. The requestor will specify the appropriate identifier(s) of the image(s) to be removed. The UCN and BSI are used to specify the specific image set being deleted and both fields are required. The BDEL can be used against the ULF where 3 combinations are supported: UCN/BSI, CIN, and CIN/CIX.. The legacy ULD TOT continues to be supported to allow deletion of ULF entries using the case identifiers CIN and CIX, or SCNA.

3.6.3.2.2 Biometric Delete Response (BDEL R) (NGI Increment 3)

This transaction is returned when a successful Biometric Delete Request was completed. If any permission (e.g., submitter is not the owner of the image) or processing errors are encountered, an error transaction (ERRA) is returned, so receipt of the Biometric Delete Response indicates the requested delete was successful. Since it is possible for more than one UCN to be deleted in a single BDEL transaction using the CIN/CIX, the UCN field will support up to a maximum of 25 values to be reported. If more than 25 UCNs are deleted, then this will be reported to the contributor in the MSG, 2.060, field.

3.6.3.2.3 Subject Photo Delete Request (CPD) and Response (PDR)

This transaction enables users to delete a specific photo set associated with a DOA. Only owners of that photo set may delete it. The requester specifies the FBI Number or UCN of the subject and the DOA, or a subject record identifier. If the request contains any errors, the response code (REC) will be set to “N”. This response (PDR) will be returned including the reason for the rejection in a response explanation field (EXP).

3.6.3.2.4 Civil Deletion Request (Future Capability)

The Civil Deletion Request updates the identity history record by removing the requested civil event from the specified identity. This request must have a valid UCN, Date of Event, and the originator of the request must be the owner of the event data.

3.6.3.3 Biometric Decision Submission (BDEC) (NGI Increment 3)

This transaction gives the user the ability to give a decision for a potential match (ULM) resulting from a cascaded search or investigative searches (SRL). The submission will include the unique identifier associated with the biometric for which the decision is made against along with the decision being made. If a positive decision by the owner of the image is made against an image in the unsolved file, that image will be removed from the unsolved file. These biometric decisions can be for fingerprints, latent fingerprints, unsolved photos, palmprints, or iris. These decisions will be used to track and report statistically on trends to aid in analysis of system performance when evaluating for possible improvements. To aid in the capture of these statistics, the TCR (1.010) field in the Type-1 record of the BDEC shall contain the control number (TCN 1.009) from the transaction (ULM or SRL) containing the candidate information for which this decision is being made. The Search Results Findings (SRF) field will be used to indicate “C” for an inconclusive decision, “I” for identification decision, “N” for non-identification decision, and “P” for pending verification of an identification decision. NGI will use the “I” and “N” for statistical analyses of possible system improvements while the others will be used for statistical analysis of trends in decision making.

The candidate record can be identified by using the UCN. In all cases, the BSI can be provided to explicitly designate the image set used for the decision. The CIN and CIX can be provided to designate an entire case. A positive identification decision on a latent record in the ULF from a known probe will result in the record being deleted if the requestor owns the latent record. If the requestor does not own the latent record or the probe is also an unknown (latent), then the latent record in the ULF is not deleted, and a ULM notification is triggered to the owner of the latent record. The Unsolved Latent Retained (ULR) field is provided for latent possible identification decisions where a value of “Y” indicates that the latent record should be retained in the ULF.

When the ULR field is omitted and a positive decision is indicated, the default action will be to delete the latent record.

3.6.3.4 Biometric Decision Response (BDECR) (NGI Increment 3)

This transaction is returned when a successful Biometric Decision Submission was completed. If any permission or processing errors are encountered, an error transaction is returned. Therefore, receipt of the Biometric Decision Response indicates the decision submission was successful. If the decision is a positive identification and the matched candidate is a latent, the MSG field will indicate if the latent was deleted.

3.6.4 Identity File Maintenance Submission (Future Capability)

Identity maintenance actions (III Record Maintenance Request) may include modifications or deletions of individual biographical data, event data, or other Identity History data elements. The maintenance action may also include changing tier designations and copying a record into the International Terrorist File (ITF) from another CJIS repository.

This transaction enables users to submit identity file maintenance for subjects in the FBI/CJIS repository. The submitter will specify the exact elements in the biographical data to modify, delete, or add specified data.

3.6.4.1 International Terrorist File Maintenance Request (Future Capability)

This transaction enables users to submit a maintenance request to ITF, which consist of modification, deletion, or copying images into the ITF repository.

3.6.4.2 External File Maintenance Submissions (Future Capability)

External System Identity Record Maintenance request provides the capability for an External System to modify identity information. This capability will allow the addition, modification, and deletion of selected data elements. These will also include the capability for the FBI to send External File Maintenance Submissions to External Systems and receive a response from the External Systems.

The External System File Maintenance submissions provide the ability for Authorized External Systems (e.g., IDENT) to submit records to be enrolled into the NGI Shared Data files. The process of enrolling implies an addition to the Shared Data. The Shared Data files are comprised of the NGI Shared Want Files which contain NGI records and the DHS Shared Watch Files which contain IDENT records. These submissions will also provide the ability for Authorized

External Systems to remove and demote records. A demotion is a canceled Want in NGI that may be maintained in an External System (e.g., IDENT) if a previous encounter has occurred.

3.6.5 Disposition File Maintenance Submissions (DSPE) (Future Capability)

The Disposition File Maintenance Submission request service updates an identity history record by associating court and custody information to an arrest cycle. The Disposition File Maintenance service allows an Authorized Contributor to submit disposition maintenance requests to the FBI. This functionality includes the electronic update and deletion of disposition data. An electronic response (DSPR) will be sent to the requestor.

3.6.6 Rap Back File Maintenance Submissions (Future Capability)

In the future, the Rap Back Service will provide authorized users the capability to enroll an individual and subscribe to “Rap Back” in order to receive notification of any subsequent criminal, disposition, and/or external system activity involving that individual. Under certain circumstances, this service will also provide authorized users the capability to receive notification when subsequent civil submissions are received. The Rap Back Service will also provide the users the capability to receive a pre-notification to verify the individual is still of interest prior to releasing the notification.

The Rap Back Service will automatically provide notification of expungement information for those individuals enrolled in Rap Back. The Rap Back Service will include subscription registration and maintenance (e.g., registering, unregistering), status checking, activity detection, response generation, and billing. Prior coordination with the FBI will be required prior to Rap Back enrollment.

3.6.6.1 Rap Back Record Enrollment (Future Capability)

For existing individual with fingerprints on file with the FBI, agencies may request Rap Back Services to be provided without resubmitting fingerprints by providing a valid UCN (although fingerprint images may be submitted with the request for verification purposes).

3.6.6.2 Rap Back Maintenance Request (Future Capability)

The Rap Back Service will provide opportunities for authorized agencies to modify, or delete the Rap Back enrollment information. Agencies may modify the expiration date, discontinue the Rap Back Service, remove the civil fingerprint associated with the enrollment request, and modify Rap Back recipients.

3.6.7 External System Link Maintenance Submissions (Future Capability)

The External System Link Maintenance request, an External System Identity Record Maintenance request, and an External System Linked Record Activity will provide the capability for an External System to modify their link identifier associated with a UCN in the CJIS database. This will also provide the External System with the ability to report activity on a link identifier.

3.7 Error Message Format

When a transmission is rejected because a data field(s) does not pass internal editing criteria, an error response will be transmitted back to the submitting agency. Each reason for rejection will be detailed in the status/message (MSG) field. Up to 11 errors for a transaction can be recorded in the MSG field. MSG will contain an error description relating to the specific discrepancy identified. If the error is related to a field that contains invalid data, the field tag and first 30 characters of the data in the invalid field will be returned.

Errors in incoming transactions can be derived from many sources. CJIS error handling capabilities will be an evolutionary product. In its initial version, CJIS recognized and dealt with several hundred identified error conditions. Future updates to the CJIS system will develop improved capabilities that support off-nominal or error conditions.

CJIS will validate all incoming data prior to its use within the system. That is, all received and parsed fields will undergo an appropriate edit check. If any mandatory data are missing the transaction will be rejected. If any mandatory data are included but considered an error, then an attempt will be made to correct the values manually. If any optional data are in error, the data will not be stored in the CJIS repository.

The error response will be included in the ERRT, ERRA, ERRI, ERRL, ERRR or EQER transaction as appropriate. The following is a non-inclusive list of the types of error messages:

- Mandatory field missing
- Invalid field for transaction
- Field discrepancy
- Field out of range
- Request not on file
- Fingerprints do not allow extraction of characteristics
- Non-standard native-mode fingerprint characteristics

The following are five unique types of error responses:

- Tenprint Transaction Error Response (ERRT)
- Latent Transaction Error Response (ERRL)
- Information/Image Transaction Error Response (ERRI)
- Administrative Transaction Error Response (ERRA)
- Transaction Error (Electronic Response) (ERRR)
- External Query History Error Response (EQER)

Appendix M contains further details on contents of the MSG field for error conditions.

3.8 Other Special Requirements for Communicating With CJIS

3.8.1 Electronic Fingerprint Images

Electronic fingerprint images must be captured and transmitted to the FBI in accordance with the standard for the electronic interchange of fingerprint information, the ANSI/NIST-ITL.

3.8.2 Fingerprint Image Compression/Decompression Algorithm

IAFIS-IC-0010(V3), IAFIS Wavelet Scalar Quantization (WSQ) Grayscale Fingerprint Image Compression Specification, dated December 19, 1997, provides the definitions, requirements, and guidelines for specifying the FBI's WSQ compression algorithm. The document specifies the class of encoders required, decoder process, and coded representations for compressed image data. Latent images are not compressed.

The specification provides an informative overview of the elements of the algorithm. Refer to it for details.

ISO International Standard 10918-1, Information Technology – Digital Compression and Coding of Continuous Tone Still Images Part 1: Requirements and Guidelines, commonly known as the JPEG (The Joint Photographic Experts Group) algorithm, has been requested for use by the UK Home Office in submitting fingerprint images to CJIS.

The FBI is responsible for maintaining a registry of approved compression algorithms and assigning a value to each (see Table 3-5). This value is to be used in the Type-4 or Type-14 Logical Record so the receiving agency can use the appropriate decompression algorithm to decode the image data. The Color and Grayscale Compression Algorithm (CGA) field is a mandatory one-byte binary field used to specify the compression algorithm used (if any). A binary zero denotes no compression. The following table indicates the acceptable values for this field. The FBI expects 500 ppi scanned Type-4 or Type-14 tenprint images, as well as 500 ppi Type-15 palmprint images, to be compressed with compression algorithm WSQ20 with a nominal compression ratio of 15-to-1. The FBI expects 1000 ppi scanned Type-14 and Type-15 images to be compressed with compression algorithm JP2L and Type-10 photo images to be compressed with compression algorithm JPEGB. IAFIS will accept fingerprint and palmprint images scanned at 500 and 1000 ppi. No downsampling or transcoding of 1000 ppi images is to be performed prior to transmission to the FBI. The table will be updated when new algorithms are approved by the FBI.

Table 3-5 Compression Algorithm Values

Compression Algorithm	Binary Value	ASCII Code
None used (Uncompressed)	0	NONE
Wavelet Scalar Quantization (WSQ) FBI Revision 2.0 WSQ Version 3.1 or higher is recommended (Version 2.0 or Version 3.0 may be used for platen areas less than 2 inches in height)	1	WSQ20
JPEG ISO/IEC 10918 (Lossy)	2	JPEGB
JPEG ISO/IEC 10918 (Lossless)	3	JPEGL
JPEG 2K ISO/IEC 15444-1 (Lossy)	4	JP2
JPEG 2K ISO/IEC 15444-1 (Lossless)	5	JP2L
Portable Network Graphics	6	PNG

3.8.3 Fingerprint Image Quality Specifications

The IAFIS Image Quality Specifications are provided in Appendix F.

3.8.4 Fingerprint Image Size Requirements

The scanned fingerprint image sizes shown in the following table are consistent with standard fingerprint cards or common live-scan images. To accommodate live-scan equipment, where the platen size can exceed these measurements, CJIS will accept images larger than these. However, when oversize images are returned to a contributor, it is the receiver's responsibility to manage the display of these oversize images.

Table 3-6 Maximum Sizes for Fingerprint

Fingerprint	Width pixels (inches)	Height pixels (inches)
Rolled Impression Fingers 1-10 (@ 500 ppi)	800 (1.6)	750 (1.5)
Rolled Impression Fingers 1-10 (@ 1,000 ppi)	1,600 (1.6)	1,500 (1.5)
Plain Thumb Impression (@ 500 ppi)	500 (1.0)	1,500 (3.0)
Plain Thumb Impression (@ 1,000 ppi)	1,000 (1.0)	3,000 (3.0)
4 Finger Plain Impressions (@ 500 ppi)	1,600 (3.2)	1,500 (3.0)
4 Finger Plain Impressions (@ 1,000 ppi)	3,200 (3.2)	3,000 (3.0)

According to ANSI/NIST-ITL standards, CJIS will receive and store as part of a Tenprint Fingerprint Identification Search: 1,000 pixels per inch (ppi) images, Iris, Palmprint, Photo, Supplemental Fingerprint and Palmprint data. At this time, IAFIS will convert 1,000 ppi images to 500 ppi for CJIS processing and the system will return any subsequent images at 500 ppi. When CJIS begins processing 1,000 ppi under NGI, the stored images will then be resubmitted into NGI. Therefore, agencies are encouraged to submit 1,000 ppi images for CJIS storage and collection purposes. A transaction being directly submitted to NGI will be processed and stored in the submitted resolution.

APPENDIX A - TRANSACTION RESPONSE TIMES

Table A-1 represents existing average response times for incoming electronic transactions to CJIS. Table A-2 contains future NGI maximum response times. Table A-3 represents types of transactions by service. Currently, priority designation exists only for Latent transactions using the PRI field (see definition of PRI in Appendix C). There is an NGI requirement to process transactions based on priority and will be implemented in a future increment. After completion of the NGI design phase where the requirement will be implemented, more information will be included to describe how the priority for a transaction is specified. The PRY field (see definition of PRY in Appendix B) corresponds to the Priority column in Table A-2 for transactions which will process based on priority.

Table A-1 IAFIS Average Transaction Response Times

Transaction	Priority	Type	1 sec	3 sec	3.7 sec	10 sec	20 sec	2 min	3 min	7 min	15 min	30 min	1 hour	2 hours	24 hours	30 days	
Criminal Fingerprint Identification Search	urgent	electronic												•			
		hard-copy													•		
		remote searches													•		
	non-urgent	electronic														•	
		hard-copy														•	
		electronic latent (LFS)														•	
		CSS															•
remote searches														•			
Civil Fingerprint Identification Search	urgent	electronic									•						
	non-urgent	electronic														•	
		CSS															•
		hard-copy														•	
		remote searches														•	
		humanitarian												•			
RISC Rapid Search, no Identity info						•											

Transaction	Priority	Type	1 sec	3 sec	3.7 sec	10 sec	20 sec	2 min	3 min	7 min	15 min	30 min	1 hour	2 hours	24 hours	30 days
RISC Rapid Search, Identity info							•									
Known Fingerprint Image Requests														•		
Criminal Photo (mug shot) Requests												•				
Criminal Photo not found Response				•												
Criminal Photo (mug shot) Delete Request							•									
Tenprint Rap Sheet Search Request									•							
Tenprint Features Search*																•
Tenprint Image Search*														•		
Latent Remote Search																•
III Subject Search			•													
Remote Unsolved Latent Record Delete													•			
ULF Maintenance (Add)								•								
Latent Penetration Query										•						
Latent Repository Statistics Query								•								
Subject Searches* (Criminal)					•											
Subject History Retrieval Requests (Criminal or Civil)					•											

* Times in these system transaction rows are maximum values, not averages.

Table A-2: Future NGI Maximum Transaction Response Times provides a summary of the maximum response times by transaction type and priority. Some transactions have different priorities as indicated in the table.

Table A-2 Future NGI Maximum Transaction Response Times

Transaction	Priority	1 sec	5 sec	10 sec	20 sec	30 sec	2 min	5 min	10 min	15 min	30 min	1 hour	2 hours	4 hours	24 hours	48 hours	15 days
Criminal Fingerprint Identification Search	high								•								
	routine										•						
	low														•		
	non-urgent																•
Civil Fingerprint Identification Search	high									•							
	routine												•				
	low														•		
	non-urgent																•
RISC Rapid Search, no Identity info				•													
RISC Rapid Search, Identity info					•												
International Terrorist Identification Search										•							
International Terrorist File										•							
Fingerprint Investigation Search	high					•											
	routine						•										
	low										•						
Fingerprint Verification request										•							
Fingerprint Image Retrieval, single UCN								•									
Fingerprint Image Retrieval, multiple UCN																	•
Fingerprint Audit Trail Retrieval										•							
Fingerprint Maintenance										•							
Cascaded Fingerprint Search															•		
Latent Search	high											•					
	routine													•			
	low														•		

Transaction	Priority	1 sec	5 sec	10 sec	20 sec	30 sec	2 min	5 min	10 min	15 min	30 min	1 hour	2 hours	4 hours	24 hours	48 hours	15 days
Latent Audit Trail Retrieval										•							
External Latent Print Search (generate)										•							
III Subject Search		•															
Biographic Investigation Search															•		
III Identity History request		•															
Identification Search request (generate)										•							
Facial Recognition Search													•				
Text-based Facial Photo Search										•							
Text-based SMT Photo Search										•							
Photo Image Retrieval, 1 UCN								•									
Photo Features Retrieval, 1 UCN								•									
Photo Audit Trail Retrieval										•							
Photo Maintenance										•							
External Photo Image Retrieval (generate)										•							
Cascaded Facial Recognition Search															•		
Palmprint Image Retrieval, 1 UCN								•									
Palmprint Feature Retrieval, 1 UCN								•									
Palmprint Audit Trail Retrieval										•							
Palmprint Maintenance										•							
Cascaded Palmprint Search															•		
Iris Search													•				
Iris Image Retrieval, 1 UCN								•									
Iris Feature Retrieval, 1 UCN								•									
Iris Audit Trail Retrieval										•							
Iris Maintenance										•							
Cascaded Iris Search															•		
Supplemental Fingerprint & Palmprint Maintenance										•							

Transaction	Priority	1 sec	5 sec	10 sec	20 sec	30 sec	2 min	5 min	10 min	15 min	30 min	1 hour	2 hours	4 hours	24 hours	48 hours	15 days
Cascaded Supplemental Fingerprint & Palmprint Search																•	
Rap Back Subscription List Retrieval										•							
Rap Back Enrollment										•							
Rap Back Maintenance										•							
Disposition Fingerprint Search															•		
NCIC Disposition Submission			•														
EBTS Disposition Submission															•		
NCIC Disposition Maintenance			•														
EBTS Disposition Maintenance															•		
Link Maintenance from external										•							
Provide Notifications								•									
Ad Hoc Subject Search Inquiry							•										

Table A-3 shows the Types of Transaction (TOT) by service in relation to Table A-2. The transaction columns from each table link the two together.

Table A-3 NGI Type Of Transaction By Service

SERVICE	TOT	DESCRIPTION	TRANSACTION
Identification Services	CAR	Criminal Tenprint Submission (Answer Required)	Criminal Fingerprint Identification Search
	CNA	Criminal Tenprint Submission (No Answer Necessary)	
	CPDR	Criminal Fingerprint Direct Route	
	CPNU	Criminal Fingerprint Processing Non-Urgent	
	DOCE	Departmental Order Channeling Electronic	Civil Fingerprint Identification Search
	EMUF	Electronic In/Manual Out User Fee Submissions	
	FANC	Federal Applicant (No Charge)	
	FAUF	Federal Applicant User Fee	
	FNDR	Federal No Charge Direct Route	
	NNDR	Non-Federal No Charge Direct Route	
	NFAP	Non-Federal Advanced Payment	

<u>SERVICE</u>	<u>TOT</u>	<u>DESCRIPTION</u>	<u>TRANSACTION</u>
	NFUE	Non-Federal User Fee Expedite	
	NFUF	Non-Federal Applicant User Fee	
	MAP	Miscellaneous Applicant Civil	
	DEK	Known Deceased	
	DEU	Unknown Deceased	
	MPR	Missing Person	
	AMN	Amnesia Victim	
	LFS	Latent Fingerprint Image(s) Submission	Latent Search
	RPIS	Rapid Fingerprint Identification Search Submission	RISC Rapid Search
	FDSP	Disposition Fingerprint Identification Submission	Disposition Fingerprint Search
	TBD	International Terrorist Identification Search	International Terrorist Identification
Verification Services	FVR	Fingerprint Verification Request	Fingerprint Verification Request
Information Services	IRQ	Biometric Image/Feature Retrieval Submission	Biometric (Fingerprint, Photo, Iris, etc.) Image Retrieval
	CPR	Subject Photo Request	Photo Set Retrieval
	TBD	Fingerprint Audit Trail Retrieval Request	Fingerprint Audit Trail Retrieval
	TBD	External System Photo Image Retrieval	External Photo Image Retrieval
	TBD	Photo Audit Trail Retrieval	Photo Audit Trail Retrieval
	BATQ	Palmpoint Audit Trail Retrieval	Palmpoint Audit Trail Retrieval
	TBD	Iris Audit Trail Retrieval	Iris Audit Trail Retrieval
	BATQ	Unsolved Latent Audit Trail Retrieval	Latent Audit Trail Retrieval
	TBD	Rap Back Subscription List	Rap Back Subscription List Retrieval
	TBD	Rap Back Identity History Summary	TBD
Investigation Services	TPIS	Tenprint Fingerprint Image Search	Fingerprint Investigation Search
	TPFS	Tenprint Fingerprint Feature Search	
	TPRS	Tenprint Fingerprint Rap Sheet Search	
	LPNQ	Latent Penetration Query	Latent Search
	LFIS	Latent Friction Ridge Image Search	
	LFFS	Latent Friction Ridge Feature Search	
	LRSQ	Latent Repository Statistics Query	
	TBD	Text-Based Facial Photo Search	Text-Based Facial Photo Search
	TBD	Text-Based SMT Photo Search	Text-Based SMT Photo Search
	TBD	Facial Recognition Search	Facial Recognition Search
TBD	Iris Search	Iris Search	
EQHR	External Query History Request	Biographic Search	
Notification Services	ULM	Unsolved Latent Match Response	Provide Notifications

<u>SERVICE</u>	<u>TOT</u>	<u>DESCRIPTION</u>	<u>TRANSACTION</u>
	UULD	Unsolicited Unsolved Latent Record Delete	
	TBD	Rap Back Activity Notification	
	TBD	Special Population Cognizant Notifications	
	TBD	Rap Back Renewal Notification	
	UHN	Unsolicited Hit Notification	
	TBD	Linked Record Activity Notifications	
	TBD	Link Failure Notifications	
Data Management Services	FIS	Fingerprint Image Submission	Fingerprint Maintenance
	DSPE	Disposition Reporting	EBTS Disposition Maintenance
	ULD	Unsolved Latent Record Delete	Fingerprint Maintenance
	CPR	Photo Set Retrieval Request	Subject Photo Request
	CPD	IPS Original Photo Delete Request	Photo Maintenance
	FIS	Direct Palmprint Enrollment	Palmprint Maintenance
	TBD	Direct Iris Data Enrollment	Iris Maintenance
	TBD	Direct Rap Back Enrollment	Rap Back Maintenance
	TBD	Rap Back Maintenance	
	TBD	Fingerprint Deletion Request	Fingerprint Maintenance
	BDEC	Fingerprint Decision Request	
	TBD	III Record Maintenance	TBD
	TBD	External System Record Maintenance	Link Maintenance from external
	TBD	International Terrorist File Record Maintenance	International Terrorist File
	TBD	Civil Deletion Request	Fingerprint Maintenance
	TBD	Direct Fingerprint Enrollment	
	TBD	Direct Latent Enrollment	
	BDEC	Latent Decision Request	
	TBD	Direct Photo Enrollment	Photo Maintenance
	TBD	Photo Decision Request	
	BDEL	Palmprint Deletion Request	Palmprint Maintenance
	BDEC	Palmprint Decision Request	
	FIS	Direct Supplemental Fingerprint and Palmprint Enrollment	Supplemental Fingerprint & Palmprint Maintenance
	BDEL	Supplemental Fingerprint and Palmprint Deletion Request	
	BDEC	Supplemental Fingerprint and Palmprint Decision Request	
	TBD	Iris Data Deletion Request	Iris Maintenance
	TBD	Iris Decision Request	
	TBD	Rap Back Subscription Renewal Request	Rap Back Maintenance

<u>SERVICE</u>	<u>TOT</u>	<u>DESCRIPTION</u>	<u>TRANSACTION</u>
	TBD	External System Link Maintenance Request	Link Maintenance from external
	TBD	External System Linked Record Activity Request	

*TBD - The EBTS TOT that supports a transaction will be developed in accordance with the ANSI/NIST-ITL Data Format for the Interchange of Fingerprint, Facial, and other Biometric Information.

APPENDIX B - DESCRIPTORS AND FIELD EDIT SPECIFICATIONS FOR TYPE-1 LOGICAL RECORDS

The following paragraphs describe the data contained in the fields for the Type-1 logical record. Each natively-encoded field shall begin with the number of the record type, followed by a period, followed by the appropriate field number, followed by a colon. Multiple information items within a field or subfield shall be separated by the $\underset{S}{U}$ separator; multiple subfields shall be separated by the $\underset{S}{R}$ separator; and information fields shall be separated by the $\underset{S}{G}$ separator. Immediately following the last information field in the Type-1 logical record, an $\underset{S}{F}$ separator character shall be used to separate it from the next logical record. Table B-2 summarizes the content of each of the fields in the Type-1 record. The field sizes do not account for any separator characters. The max byte count does account for any separator characters, $\underset{S}{R}$ and $\underset{S}{U}$ separators for multiple fields for an element and $\underset{S}{G}$ separator used for the end of the element marker. The information in this appendix has been taken directly from the ANSI/NIST-ITL Standard. Any information that is underlined is an FBI-specific requirement.

The XML tag names have been added after the native naming of the mnemonic in ***bold/italics*** format.

CNT 1.003 – Transaction content. <ansi-nist:TransactionContentSummary>

This **mandatory** field shall list each of the logical records in the logical file by record type. It also specifies the order in which the remaining logical records shall appear in the logical file. It shall consist of one or more subfields. Each subfield shall contain two information items describing a single logical record found in the current logical file. The subfields shall be entered in the same order in which the logical records shall be transmitted. When more than one subfield is used, the $\underset{S}{R}$ separator character shall be entered between the subfields. With the addition of the Type-10 record, the first information item of each subfield may now be a one- or two-digit integer (giving the logical record type). The remaining edit specifications pertaining to CNT are unchanged.

The first subfield shall relate to this Type-1 transaction record. The first information item within this subfield shall be the single character indicating that this is a Type-1 record consisting of header information (the numeral “1” selected from the ANSI/NIST-ITL Standard Table 4).

The second information item of this subfield shall be the sum of the Type-2 plus Type-3 plus Type-4 plus Type-5 plus Type-6 plus Type-7 plus Type-8 plus Type-9 plus Type-10 plus Type-13 plus Type-14 plus Type-15 plus Type-17 records contained in this logical file. This number is also equal to the count of the remaining subfields of Field 1.03. The $\underset{S}{U}$ separator character shall be entered between the first and second information items.

The remaining subfields of Field 1.03 pertaining to Type-2, Type-4, Type-7, Type-9, Type-10, Type-13, Type-14, Type-15, and Type-17 records contained in the file shall each be composed of two information items. The first information item shall be one or two characters chosen from the ANSI/NIST-ITL Standard Table 1, which states the record type. The second information item shall be the IDC associated with the logical record pertaining to that subfield. The IDC shall be a positive integer equal to or greater than zero. The $\underset{S}{U}$ character shall be used to separate the two

information items. (Only Type-1, Type-2, Type-4, Type-7, Type-9, Type-10, Type-13, Type-14, Type-15, and Type-17 records will be accepted by the FBI.)

DAI 1.007 – Destination Agency Identifier. <ansi-nist:TransactionDestinationOrganization>

This **mandatory** field shall contain the identifier of the administration or organization designated to receive the transmission. The size and data content of this field shall be defined by the user and be in accordance with the receiving agency. This field shall be a nine-byte alphanumeric field.

DAT 1.005 – Date. <ansi-nist:TransactionDate>

This **mandatory** field shall contain the date that the transaction was submitted. The date of submission shall not exceed the current date except when the submission originates from an international contributor located in a time zone that is earlier than the Eastern Time Zone. This date field shall contain the local date for the region submitting the request. Edit checks will accept the local date as valid up to one day forward (24 hours) to accommodate the variance between international time zones.

For native encoding, the date shall appear as an eight-digit number in the format CCYYMMDD. The CCYY characters shall represent the year of the transaction; the MM characters shall be the tens and units values of the month; and the DD characters shall be the day in the month. For example, 19920601 represents June 1, 1992.

For XML encoding, the date is shown as CCYY-MM-DD. For example, <nc:Date>1992-06-01</nc:Date> represents June 1, 1992.

DCS 1.015 – Directory of Character Sets. <ansi-nist:TransactionCharacterSetDirectory>

This optional field is a directory or list of character sets other than 7-bit ASCII that may appear within this transaction. The default character encoding is 7-bit ASCII for native encoding while UTF-8 will be used for XML encoding. This field shall contain one or more subfields, each with three information items. The first information item is the three-character identifier for the character set index number that references an associated character set throughout the transaction file. The second information item shall be the common name for the character set associated with that index number. The optional third information item is the specific version of the character set used. In the case of the use of UTF-8, the third optional information item can be used to hold the specific version of the character set used with UTF-8 so that the display terminal can be switched to the correct font family. The table below is copied from the ANSI/NIST-ITL standard and lists the reserved named character sets and their associated three-character index numbers. The $\frac{U}{S}$ character shall separate the first information item from the second and the second from the third. The $\frac{R}{S}$ separator character shall be used between the subfields.

Directory of Character Sets

Character Set Index	Character Set Name	Description
000	ASCII	7-bit English (Default)
1	Deprecated	Deprecated
2	UTF-16 ⁵	16-bit ⁶
3	UTF-8	8-bit ⁷
4	UTF-32	32-bit ⁸
5-127	-----	Reserved for ANSI/NIST future use
128-999	-----	User-defined character sets

DOM 1.013 – Domain Name. <ansi-nist:TransactionDomain>

This optional field identifies the domain name for the user-defined Type-2 logical record implementation. If present, the domain name may only appear once within a transaction. It shall consist of one or two information items. The first information item will uniquely identify the agency, entity, or implementation used for formatting the tagged fields in the Type-2 record. An optional second information item will contain the unique version of the particular implementation. The default value for the field shall be the North American Domain implementation and shall appear as “1.013:NORAM{US} {GS}”.

GMT 1.014 – Greenwich Mean Time. <ansi-nist:TransactionUTCDate>

This optional field provides a mechanism for expressing the date and time in terms of universal Greenwich Mean Time (GMT) units. If used, the GMT field contains the universal date that will be in addition to the local date contained in Field 1.005 (DAT). Use of the GMT field eliminates local time inconsistencies encountered when a transaction and its response are transmitted between two places separated by several time zones. The GMT provides a universal date and 24-hour clock time independent of time zones. For native encoding, it is represented as “CCYYMMDDHHMMSSZ,” a 15-character string that concludes with a “Z.” For XML encoding it is represented as “CCYY-MM-DDTHH:MM:SSZ”, a 20-character string with a literal “T” separating the date from the time. The “CCYY” characters shall represent the year of the transaction, the “MM” characters shall be the tens and units values of the month, and the “DD” characters shall be the day of the month; the “HH” characters represent the hour, the “MM” the minute, and the “SS” represents the seconds. The complete date shall not exceed the current date.

LEN 1.001 – Logical Record Length.

This **mandatory** ASCII field shall contain the total count of the number of bytes in this Type-1 logical record. Field 1.001 shall begin with “1.001:” followed by the length of the record

⁵ It has been changed here for clarity, since UNICODE can be expressed in UTF-8, UTF-16 and UTF-32 and code 2 only referred to UTF-16.

⁶ See ISO/IEC 10646-1 and The UNICODE standard.

⁷ See NWG 3629 and The UNICODE standard.

⁸ See The UNICODE standard.

including every character of every field contained in the record and the information separators. The number of characters added to the record by the LEN field itself shall be included in calculating the value of LEN.

NSR 1.011 – Native Scanning Resolution. <ansi-nist:NativeScanningResolutionValue>

This **mandatory** field shall specify the nominal scanning resolution of the AFIS or other image capture device supported by the originator of the transmission. This field permits the recipient of this transaction to send response data at a transmitting resolution tailored to the NSR (if it is able to do so) or to the minimum scanning resolution. This field shall contain five bytes specifying the native scanning resolution in pixels per millimeter. The resolution shall be expressed as two numeric characters followed by a decimal point and two more numeric characters (*e.g.*, 20.00). This field is needed because the interchange of fingerprint information between systems of the same manufacturer may, in some instances, be more efficiently done at a transmitting resolution equal to the native scanning resolution of the system rather than at the minimum scanning resolution specified in this standard. This field currently applies only to Type-4 and Type-7 record. For those logical files that contain their own scanning resolution, this field shall be set to '00.00'.

NTR 1.012 – Nominal Transmitting Resolution. <ansi-nist:NominalTransmittingResolutionValue>

This **mandatory** field shall specify the nominal transmitting resolution for the image or images being transmitted. This field shall contain five bytes specifying the transmitting resolution in pixels per millimeter. The resolution shall be expressed as two numeric characters followed by a decimal point and two more numeric characters (*e.g.*, 20.00). The transmitting resolution shall be within the range specified by the transmitting resolution requirement. This field currently applies only to Type-4 and Type-7 record. For those logical files that contain their own transmitting resolution, this field shall be set to '00.00'.

ORI 1.008 – Originating Agency Identifier. <ansi-nist:TransactionOriginatingOrganization>

This **mandatory** field shall contain the identifier of the administration or organization originating the transaction. The size and data content of this field shall be defined by the user and be in accordance with criteria specified by the receiving agency. For EBTS purposes, this field shall be a nine-byte alphanumeric field. The first two characters shall be a valid POB code, and the entire ORI shall validate to an NCIC-authorized ORI. **Note:** In a submission to the FBI, the submitting agency (usually the CJIS Systems Agency (CSA)) is the **ORI** and the FBI is the **DAI**, while the FBI's response to the submission will show the FBI as the **ORI** and the submitting agency as the **DAI**. (See also Appendix C for the definition of **CRI**.)

PRY 1.006 – Transaction Priority. <ansi-nist:TransactionPriorityValue>

When this optional field is used, it shall contain a single information character to designate the urgency with which a response is desired. The values shall range from 1 to 4, with "1" denoting the highest priority. The default value shall be "4" if no value is indicated. Please note, the priority field for latent search transactions is PRI 2.076.

TCN 1.009 – Transaction Control Number. <ansi-nist:TransactionControlIdentification>

This **mandatory** field shall contain the Transaction Control Number as assigned by the originating agency. A unique control identifier shall be assigned to each transaction. For any transaction that requires a response, the respondent shall refer to this identifier in communicating with the originating agency. This field shall be a 10- to 40-byte alphanumeric-special (ANS) field.

TCR 1.010 – Transaction Control Reference. <ansi-nist:TransactionControlReferenceIdentification>

This field shall be used in responses only to refer to the Transaction Control Number of a previous transaction involving an inquiry or other action that required a response. This field is **mandatory** for such responses. This field shall be a 10- to 40-byte alphanumeric-special (ANS) field.

TOT 1.004 – Type of Transaction. <ebts:TransactionCategoryCode>

This **mandatory** field shall contain an identifier, designating the type of transaction and subsequent processing that this logical file should be given. When using the XML encoding, the sender must designate the Type of Transaction (TOT) in the <ebts:TransactionCategoryCode> element, located within the <ebts:TransactionAugmentation> element of the Type-1 Record, to specify which process is to be followed. Additional TOT codes may be added to accommodate interagency information sharing by prior arrangement with the FBI. These will begin with the prefix “EXT:” and must be between seven and nine characters, including the prefix.

VER 1.002 – Version Number. <ansi-nist:TransactionMajorVersionValue> and <ansi-nist:TransactionMinorVersionValue>

This **mandatory** four-byte ASCII field shall be used to specify the version number of the ANSI/NIST-ITL Standard for Information Systems, ANSI/NIST-ITL 1-2007, *Data Format for the Interchange of Fingerprint, Facial, & Scar Mark & Tattoo (SMT) Information*, implemented by the software or system creating the file. The format of this field shall consist of four numeric characters. The first two characters shall specify the major version number. The last two characters shall be used to specify the minor revision number. The initial revision number for a version shall be “00.” The original 1986 standard would be considered the first version or “0100.” The entry in this field for this 1993 approved standard shall be “0200.” With the addition of the Type-10 logical record by the Addendum to the ANSI/NIST-ITL Standard, *Data Format for the Interchange of Fingerprint, Facial, & SMT Information (ANSI/NIST-ITL 1a-1997)*, the entry in this field shall be “0201.” For transactions compliant with the ANSI/NIST-ITL 1-2007, the version shall be “0400.” The ANSI/NIST-ITL 2011 shall be indicated as “0500.” The XML encoding for this field breaks the information into separate major and minor version number fields.

Table B-1 Field List for Type-1 (Transaction) Logical Records

Identifier	Condition	Field No.	Field Name	Character Type	Field Size per Occurrence (not including Character Separators)		Occurrences		Max. Bytes Including Separators & Field No.	Example Data	Special Characters Allowed
					Min.	Max.	Min.	Max.			
LEN	M	1.001	LOGICAL RECORD LENGTH	N	2	3	1	1	10	1.001:230<GS>	
VER	M	1.002	VERSION	N	4	4	1	1	11	1.002:0400<GS>	
CNT	M	1.003	FILE CONTENT	N	4	6	2	8	54	1.003:1<US>15<RS>2<US>00<RS>4<US>01<RS>4<US>02<RS>4<US>03<RS>4<US>04<RS>4<US>05<RS>4<US>06<RS>4<US>07<RS>4<US>08<RS>4<US>09<RS>4<US>10<RS>4<US>11<RS>4<US>12<RS>4<US>13<RS>4<US>14<GS>	
TOT	M	1.004	TYPE OF TRANSACTION	A	3	5	1	1	12	1.004:CAR<GS>	
DAT	M	1.005	DATE	N	8	8	1	1	15	1.005:20080327<GS>	
PRY	O	1.006	TRANSACTION PRIORITY	N	1	2	0	1	9	1.006:1<GS>	
DAI	M	1.007	DESTINATION AGENCY	AN	9	9	1	1	16	1.007:DCFBIWA6Z<GS>	
ORI	M	1.008	ORIGINATING AGENCY IDENTIFIER	AN	9	9	1	1	16	1.008:NY0303000<GS>	
TCN	M	1.009	TRANSACTION CONTROL NUMBER	ANS	10	40	1	1	47	1.009:1234567890<GS>	Any printable 7-bit ASCII character is allowed.
TCR	O	1.010	TRANSACTION CONTROL REFERENCE	ANS	10	40	0	1	47	1.010:1234567890<GS>	Any printable 7-bit ASCII character is allowed.
NSR	M	1.011	NATIVE SCANNING RESOLUTION	NS	5	5	1	1	12	1.011:20.00<GS>	Period allowed.
NTR	M	1.012	NOMINAL TRANSMITTING RESOLUTION	NS	5	5	1	1	12	1.012:20.00<GS>	Period allowed.
DOM	O	1.013	DOMAIN NAME	AN	*	*	0	1	*	1.013:NORAM<US><GS>	
GMT	O	1.014	GREENWICH MEAN TIME	AN	15	15	0	1	22	1.014:20061025132400Z<GS>	
DCS	O	1.015	DIRECTORY OF CHARACTER SETS	ANS	*	*	0	*	*	1.015:003<US>UTF-8<US>8-bit<FS>	

* No limits defined. Under the Condition column: O = optional; M = mandatory; C = conditional; see notes.
Under the character type column: A = alpha; B = binary; N = numeric; S = special characters.

APPENDIX C - DESCRIPTORS AND FIELD EDIT SPECIFICATIONS FOR TYPE-2 LOGICAL RECORDS

This appendix will contain the descriptions and field specifications for the Type-2 record being included with a transaction being submitted. Section 1 gives general information that will be applied to all fields listed in this appendix. Section 2 provides an alphabetic order of the fields being used in this record type giving the details of what is necessary to satisfy the requirements for the field. Section 3 contains the tables summarizing the fields in field number order.

1.0 User-Defined Data

Table C-1 summarizes the content of each of the fields in the Type-2 record in the native encoding format. The field sizes do not account for any separator characters. Table C-2 summarizes the content and order for each element of the XML schema for the Type-2 record.

Some Type-2 elements have their origins as contributor-supplied data. User-defined data is that subset of contributor-supplied data that will not be stored in any CJIS files for later search or retrieval purposes. User-defined data will not be validated (with several exceptions), and therefore may in general consist of any printable 7-bit ASCII character: *i.e.*, *free text*. This includes the ASCII (decimal) codes 07 (BEL) through 13 (CR) and 32 (SP) through 127 (DEL), inclusive. Separator characters are not part of the printable character set.

The following list gives those Type-2 elements that the FBI treats as being user-defined: ATN, SCO, OCA, SID, OCP, EAD, RES, CRI, IMA, CIDN, and TAA. In this list, SID, TAA, and CRI may not always be free-text. In criminal transactions, these fields must contain valid formats, as specified further in this appendix. Occasionally, other restrictions are specified as required in the data dictionary section. If the contributor supplies data in any of these fields in a submission or search, the data will be returned in the corresponding response.

The RAP, RET, REC, TAA, and ULF are examples of flag fields taking values of positive = “Y” and negative = “N.” The negative value should not, in general, be submitted unless otherwise described in a specific definition. For XML encoding, these are represented as Boolean values.

New Geographic Locator fields (DATUM_ID 2.307, GEO_CORD 2.306, & GEO_TIME 2.305) have been borrowed from the DoD EBTS and added to the CJIS EBTS with the following field tags: GEO_TIME 2.2025, GEO_CORD 2.2026, and DATUM_ID 2.2027. Their use is to aid in facilitating the need for Mobile ID units to provide the location from which a set of images have been captured. The definitions have been added to the data dictionary along with Section 3.0 of this appendix and will be considered ‘Future Capability’ until the fields are implemented.

1.1 Date Fields

Date fields must be valid dates and in accordance with the requirements stated below. In general, the format for date fields is the following:

- A date is shown as an 8-digit numeric field of the format CCYYMMDD, where:
- CC (Century) must be 19 or 20

- YY (Year) must be 00 to 99
- MM (Month) must be 01 to 12
- DD (Day) must be 01 to the limit defined by the month and year (*e.g.*, DD may be 29 for MM = 02 in leap years).

For example 19921201 represents December 1, 1992.

Since dates find a variety of uses in EBTS transactions, each use may have specific format restrictions or special edits. For specific format restrictions or special edits, see the individual date field entries in this appendix.

1.2 XML Encoding

In the following Section 2.0 Data Dictionary, the XML top level tag name is being included after the name of the field along with any special encoding that would be different from the native encoding format. Table C-2 summarizes the XML encoding format in hierarchical order.

Specifications for the ANSI/NIST-ITL Type-2 Record require substitution of the abstract element, <itl:DomainDefinedDescriptiveDetail> with a user-defined structure. EBTS provides the substitution element <ebts:DomainDefinedDescriptiveFields> to represent the EBTS Type-2 Record. The ANSI/NIST-ITL 1-2011 standard also provides for inclusion of user-specific data (*e.g.*, for use in intrastate transactions) by creating the abstract type element <itl:OtherDescriptiveDetail>. Consequently, EBTS users may take advantage of the EBTS-provided substitution element <ebts:StateDefinedFields>. Individual data elements within this field must be well-formed XML and contain ASCII data values. These elements are user-definable; their size and content shall be defined by the user and be in accordance with the receiving agency. Currently, these data elements will be ignored when included in the transactions submitted to CJIS/FBI.

The XML encoding requires some deviations from the traditional native format, in both structure *and content*.

Structurally, elements with multiple data items that are natively represented as a single concatenated string are instead placed in separate fields. For example, an entire name would be held in a single string in AKA in the legacy format, while the XML encoding would break this into separate elements for First, Middle, and Last.

Additionally, data items that are related and/or have dependencies on one another may be represented by a nested XML structure, in order to convey this relationship. For example, the concept of a “finger” is represented by using one of the complex elements <itl:FingerprintImageFingerMissing> or <ebts:FingerprintImageFinger>. Each element contains all the EBTS fields relating to an individual finger. See Table C-2 for further information.

In regards to content, the XML encoding has a few differences from the native format in the allowed data. Boolean or “flag” values are represented “true” and “false.” Also, in keeping with the rules of XML, there are a few special characters which must be “escaped.” These are:

Character	Escape Sequence
&	&
<	<
>	>
"	"
'	'

Additionally, NIEM-conformant date fields are used to represent dates. The format is the following:

- A date is shown as CCYY-MM-DD, where:
- CC (Century) must be 19 or 20
- YY (Year) must be 00 to 99
- MM (Month) must be 01 to 12
- DD (Day) must be 01 to the limit defined by the month and year (*e.g.*, DD may be 29 for MM = 02 in leap years).

For example <nc:Date>1992-12-01</nc:Date> represents December 1, 1992.

2.0 Data Dictionary

ACN 2.071 – Action to be Taken. <ebs:TransactionActionText>

This field is used to include text answers to submission requests to indicate that a latent case will be established or to indicate recommendations for further actions in either latent or tenprint responses. This field will also be used to indicate action taken by the FBI in response to electronic document (*e.g.*, disposition) submissions. For the native encoding of this field, commas, hyphens, ampersands, slashes, number signs, and blanks are all allowed as special characters.

AGR 2.023 - Age Range. <nc:PersonAgeMeasure>

This field will be used to give an estimated age range may be entered using a pair of two-digit age numbers. For the native encoding of this field, the first two digits shall represent the minimum age, and the second two the maximum age. There shall be no separator character used between the ages. For the XML encoding, there will be two subfields defined for the minimum and maximum range.

AKA 2.019 – Aliases. <ebs:PersonAlternateName>

This 3-to-30 alpha-numeric special (ANS) field contains alias names of the subject. Up to ten aliases may be provided.

For the native encoding of this field, each alias will be separated from one another by the R_S character. AKA may contain a comma, hyphen, or blank as special characters. The format shall be the surname followed by a comma (,), followed by the given name(s) separated by a space.

The following restrictions and exceptions to the general format apply (the first three apply only to the native encoding):

1. Minimum length is three bytes in the following sequence: alpha, comma, alpha.
2. A comma must be followed by a minimum of one alpha character.
3. A blank before or after comma is invalid.
4. A hyphen in first and last position of any name segment is invalid.
5. Two consecutive blanks or hyphens between characters are invalid.

AMP 2.084 – Amputated or Bandaged. <itl:FingerprintImageFingerMissing>

This repeating field contains information about amputated or bandaged fingerprints in an EBTS submission. The field is composed of repeating sets of two subfields:

- Finger Position (FGP)
- Amputated Or Bandaged Code (AMPCD).

This field is to be used any time there are fewer than ten printable fingers in a tenprint submission for finger positions 1 – 10 or positions 11–15 to specify when no slap fingerprint images are provided in the finger positions (ex. Entire right hand is not printed). A partially amputated finger should be printed and be marked amputated, XX. If the finger’s image is missing for any reason, (for example, when the arresting agency did not specify a reason in its submission to the State Identification Bureau) the UP code should be used. This field is used to tell AFIS which finger positions need to be characterized. The UP code should only be used when the entire image is not provided for fingerprints in the submission. This code will indicate that AFIS should ignore this image and not include the image in the matching process.

For the native encoding, the two-character finger position code is followed by the U_S separator and the amputated or bandaged code. Each set of fingers/amp codes shall be separated by the R_S separator. Two characters represent each finger number as follows:

Finger Position	FGP
Right thumb	01
Right index	02
Right middle	03
Right ring	04
Right little	05
Left thumb	06
Left index	07
Left middle	08
Left ring	09
Left little	10
Plain right thumb	11
Plain left thumb	12

Finger Position	FGP
Plain right four fingers	13
Plain left four fingers	14
Plain left and right thumbs	15

Note: When codes 13 – 15 are included, the entire block is missing.

The following is a list of allowable indicators for the AMPCD:

Descriptor	AMPCD
Amputation	XX
Unable to print (e.g., bandaged)	UP

The following example indicates that the third finger is amputated and that the ninth finger print was unavailable or not submitted.

2.084:03^U_SXX^R_S09^U_SUP^G_S

AMP 2.084

<itl:FingerprintImageFingerMissing>

FGP 2.084A

<ansi-nist:FingerPositionCode>9</ansi-nist:FingerPositionCode>

AMPCD 2.084B

<itl:FingerMissingCode>UP</itl:FingerMissingCode>

</itl:FingerprintImageFingerMissing>

ASL 2.047 – Arrest Segment Literal. <j:Arrest>

This field is made up of the following subfields:

- Date of Offense (DOO)
- Arrest Offense Literal (AOL).

The AOL is a free text description of an offense charged on an arrest. The first character of the AOL text must not be blank. Each AOL should have a corresponding DOO. The DOO shall appear as an eight-digit number as specified in Section 1.1 of this appendix. The DOO shall not exceed the current date except when the submission originates from an international contributor located in a time zone earlier than the Eastern Time Zone. This date field shall contain the local date for the region submitting the request. CJIS has edit checks in place to allow for the acceptance of the local date as valid up to 24 hours in advance to accommodate the variance between international time zones. Up to 40 occurrences of the ASL are allowed.

For the native encoding format, each occurrence of the ASL shall be separated by the ^R_S separator character. The DOO shall be separated from the AOL by the ^U_S separator character. A DOO is prohibited without a corresponding AOL offense. If a DOO is not present, a ^U_S character separator shall still be used.

The following native coding example indicates more than one occurrence of the AOL field using DOO:

2.047:19940915^UDUI^R19940920^UPOSSESSION OF FIREARMS^G

ATN 2.006 – “Attention” Indicator. <nc:CaveatText>

This alphanumeric-special field shall contain a designation of the individual to whose attention a response is to be directed. Periods shall not be used (*e.g.*, Det. J. Q. Public shall be entered as DET J Q PUBLIC). The value of ATN returned to the submitter is the value submitted.

ATR 2.2032 – Audit Trail Record. <ebs:AuditTrailRecord/> (NGI Increment 3)

This repeating record contains the information associated with the dissemination of the owner’s images. The following are the subfields included for each requested image:

- 1) ORI of the originator that received the image,
- 2) Date the images were disseminated,
- 3) TOT used to acquire the image set,
- 4) BSI of the image,
- 5) IMT of the image,
- 6) FNR of the image (supports fingerprint and palmprint position codes),
- 7) PPD of the supplemental image when FNR equals supplemental (19).

The FNR and PPD subfields are present in ATR to identify the image within the biometric set that was disseminated when the entire set was not returned.

BIA 2.2031 – Biometric Image Available. <ebs:BiometricImageAvailableCode> (NGI Increment 3)

This field will indicate the existence of available biometric images (fingerprint, palmprint, supplemental print, facial photo, and SMT photo) for an Identity in the NGI AFIS/FBI repository.

Allowable BIA values are shown in the table below. The following abbreviations are used in the table for each image type: FP – Fingerprint, PP – Palmprint, SP – Supplemental Print, PHF – Photo Facial, and PSMT – Photo Scar, Mark, & Tattoo.

BIA Code Values

Biometric Image(s) Available	Value	Biometric Image(s) Available	Value
None	0	PSMT	16
FP	1	FP, PSMT	17
PP	2	PP, PSMT	18
FP, PP	3	FP, PP, PSMT	19
SP	4	SP, PSMT	20
FP, SP	5	FP, SP, PSMT	21
PP, SP	6	PP, SP, PSMT	22

Biometric Image(s) Available	Value	Biometric Image(s) Available	Value
FP, PP, SP	7	FP, PP, SP, PSMT	23
PHF	8	PHF, PSMT	24
FP, PHF	9	FP, PHF, PSMT	25
PP, PHF	10	PP, PHF, PSMT	26
FP, PP, PHF	11	FP, PP, PHF, PSMT	27
SP, PHF	12	SP, PHF, PSMT	28
FP, SP, PHF	13	FP, SP, PHF, PSMT	29
PP, SP, PHF	14	PP, SP, PHF, PSMT	30
FP, PP, SP, PHF	15	FP, PP, SP, PHF, PSMT	31

BID 2.2028 – Biometric Image Description. <ebts:BiometricImageDescription> (NGI Increment 3)

This repeating set contains information about biometric images the user requests in the submission. Each repeating set consists of the following subfields:

1. UCN of the identity or latent record,
2. IMT image type of the image to be retrieved (see IMT table under 2.062 definition),
3. BSI of the biometric set to be retrieved,
4. FNR is the fingerprint or palmprint position code of the image to be retrieved,
5. PPD of the supplemental image to be retrieved when FNR equals supplemental (19), allowable values of: EJI, TIP, FV1, FV2, FV3, FV4, PRX, DST, and MED (See Table P-1),

BSI 2.2029 – Biometric Set Identifier. <ebts:BiometricSetID> (NGI Increment 3)

This numeric field will uniquely identify a fingerprint set, palmprint set, or a supplemental print set as described in Appendix P.

CAN 2.064 - Candidate List. <ebts:TransactionCandidateList>

This grouped field shall contain a candidate list. It is composed of two subfields:

- Universal Control Number (UCN)
- Name (NAM)

For native encoding, each field will be separated by a U_S separator and will be provided for each candidate in the list. Commas, hyphens, and blanks are allowed in the NAM subfield as specified in the NCIC Code Manual. Each UCN and NAM set shall be separated from the next by the R_S separator character. For XML encoding, a new element has been added for coordinating the images with candidates in this list via the ICD in each image record included.

Note: The UCN can contain an FBI number (FNU) if appropriate for that record.

CCN 2.094 – Court Case Number. <j:CourtEventSequenceID> (Future Capability)

This is a unique number assigned by the state or federal court system to identify a specific court event occurrence in a subject identity history record. The CCN is an optional element that may assist in matching the submitted disposition data to the correct court cycle. If present in the submission, this field should be returned in the response. Any printable 7-bit ASCII character with the exception of a period (.) is acceptable. Embedded blanks are not permitted. A CCN must not begin with a blank.

CIDN 2.2022 – Contributor Assigned Identification Number.

<ebts:ContributorAssignedIdentificationNumber>

This field is the unique number assigned to a single biographic search by the contributor. This field shall contain ten bytes of alphanumeric data. This is a field in a Type-2 biographic search request (EQHR).

CIN 2.010 – Contributor Case Identifier Number.

<ebts:ContributorCaseIdentificationNumber>

This grouped free-text field is a 48-byte (maximum) alphanumeric-special assigned by the contributor to uniquely identify a latent case. It consists of:

- a literal subfield Contributor Case Prefix (CIN_PRE) of up to 24 characters (*e.g.*, “Incident #,” “Laboratory Number,” “Investigation No.”)
- the Contributor Case Identifier subfield (CIN_ID) of up to 24 characters.

CIX 2.011 – Contributor Case Identifier Extension.

<ebts:ContributorCaseExtensionIdentification>

This field is a two-byte to four-byte numeric supplement to the Case Identifier Number that allows multiple searches to be associated with the same case. The CIX shall be used only in conjunction with the CIN.

CNL 2.2033 – Candidate Investigative List. <ebts:TransactionCandidateList> (NGI Increment 3)

This field replaces the legacy CAN field in the SRL. This record set contains details about the candidates returned from an investigative search. This field supports a repeating set of the following subfields:

1. UCN of the candidate (FRIF or ULF member),
2. NAM indicates the name of the subject,
3. BSI of the candidate image,
4. IMT of the candidate image (see IMT table under 2.062 definition),
5. FGP of finger or palm,
6. PPD of the supplemental image when FGP equals supplemental (19),

7. MSC indicates the match score of the candidate,
8. BIA indicates the available biometric image types for the candidate,
9. NDR of candidate when candidate found in an SPC file,
10. IDC is the Information Designation Character,
11. NOT provides owning ORI information when no image is available for candidate.

CRI 2.073 – Controlling Agency Identifier. <ebts:RecordControllingAgency>

In Criminal and Civil transactions, the first instance of this field shall contain the originating agency identifier (ORI) of the organization controlling the transaction when that organization is different than the one submitting the transaction (*e.g.*, the CJIS Systems Agency, or CSA). When the controlling agency has the same ORI as the CSA, both the ORI and CRI fields shall be submitted with the same identifier. In criminal transactions, the CRI will usually refer to the booking station that has submitted the subject's fingerprint card or photo to be transmitted through the CSA to the FBI. For Civil submissions, this field may be user-defined in accordance with predefined parameters and must be validated through the field specification edits and the format of an NCIC-authorized ORI. The FBI uses the first instance of CRI in any transaction that would modify criminal records as the authority to do so. When a Civil transaction is an identification to a criminal subject and the first instance of the submitted CRI is not an authorized ORI, the ORI of the State Identification Bureau that submitted the transaction will be used in its stead. The second and third instances of CRI, when sent, are treated as user-defined fields. (See also Appendix B for definitions of ORI and DAI.) The CRI returned is otherwise the same as was submitted unless the submitting agency has used a deleted or retired CRI, in which case its replacement will be used. For EBTS purposes, this field shall be a nine-byte alphanumeric field. The first two characters shall be a valid alpha-character POB code, which represents the state or country in which the agency is located, and the entire CRI shall validate to an NCIC-authorized ORI. For federal agencies, the first two characters should coincide with its respective headquarters or office ORI. If an agency is submitting for an entity outside of its respective state, the channeling agency need only ensure that submitted CRIs represent valid ORIs that have been added to the CJIS Computerized Contributor Address file.

For the UHN TOT, the CRI contains the ORI of the search transaction for which a hit generates the unsolicited notification.

CRN 2.085 – Civil Record Number. <ebts:CivilRecordIdentification>

A unique identifier assigned to each Civil Subject Record.

CSF 2.2006 – Cascaded Search Flag. <ebts:RecordCascadedSearchCode> (Future Capability)

This two-digit alpha field is used to flag a Special Population Cognizant (SPC) File record of interest that is to be subjected to cascaded searches from the Criminal File (CR), the Civil File (CI), or Both (BO). In the event a cascaded search record hits a flagged record, a separate response will be sent to the owner (ORI) of the SPC File for candidate image comparison.

CSL 2.051 – Court Segment Literal. <j:ChargeDisposition>

The CSL field is made up of the following subfields

- The Court Disposition Date (CDD) is the date a court count was disposed of by the court. The CDD shall appear as an eight-digit number as specified in Section 1.1 of this appendix. The CDD shall not exceed the current date except when the submission originates from an international contributor located in a time zone earlier than the Eastern Time Zone. This date field shall contain the local date for the region submitting the request. Edit checks will accept the local date as valid up to 24 hours forward to accommodate the variance between international time zones.
- The Court Offense Literal (COL) contains free text description of an offense charged in a court count. The first character of the COL must not be a blank.
- The Other Court Sentence Provision Literal (CPL) contains free-text information on sentence provisions.

Up to 40 occurrences of the CSL are allowed. Each occurrence in the native encoding of the CSL shall be separated by the ^R_S separator character. A CDD (if available), followed by a COL, followed by a CPL, each separated by a ^U_S separator character must be present for each occurrence of the CSL field. If the CDD is not available, a ^U_S separator character alone shall be used immediately after the field tag or preceding ^R_S separator character. COL is mandatory while the CDD and CPL are optional. When a provision (CPL) is included, then the date the provision was made (CDD) may optionally be given.

When submitting a custody tenprint, use this field for custody information. In the event that there is no arrest information available when submitting a custody tenprint, the COL and CDD must be copied to the corresponding AOL and DOO fields of the Arrest Segment Literal (ASL), which is mandatory in all criminal tenprint submissions.

The following is a native encoding example of the CSL with multiple occurrences:

2.051:19940930^U_SDUI^U_S5 DAYS JAIL, PAY COURT COSTS^R_S19940930^U_SPOSSESSION OF FIREARMS^U_S10 DAYS JAIL, PAY COURT COSTS, \$50^G_S

The following is a native encoding example of the CSL when the first of two CDDs are not available:

2.051:^U_SDUI^U_S5 DAYS JAIL, PAY COURT COSTS^R_S19940930^U_SPOSSESSION OF FIREARMS^U_S10 DAYS JAIL, PAY COURT COSTS, \$50^G_S

CSR 2.048 – Civil Search Requested Indicator.

<ebts:TransactionCivilSearchRequestIndicator>

This field shall contain a “Y” if a search of the Civil File is desired at the completion of the Criminal File search. For XML encoding, this field is represented as a Boolean value.

CST 2.061 – Case Title. <nc:CaseTitleText>

This field identifies the Latent Case. It will include information concerning the case, and it must include the offense type.

CTZ 2.021 – Country of Citizenship. <ebts:PersonCitizenshipCode>

This field contains two-letter abbreviation for the name of the country of which the subject is a citizen. Entry must be a valid country code from the NCIC State and Country Data Code Table found in Appendix O.

**DATUM ID 2.2027 – Geographic Coordinate Datum.
<ebts:GeographicCoordinateDatumCode> (Future Capability)**

This field contains an identifier for the datum used to express the coordinates provided in GEO_CORD. If this field is absent with the GEO_CORD present, then the default datum is WGS-84 / NAD-83. Possible values for the Datum subfield:

<u>Datum ID</u>	<u>Description</u>
AIRY	Airy
AUST	Australian
BES	Bessel 1841
BESN	Bessel 1841 (Nambia)
CLK66	Clarke 1866
CLK80	Clarke 1880
EVER	Everest
FIS60	Fischer 1960 (Mercury)
FIS68	Fischer 1968
GRS67	GRS 1967
GRS80	GRS 1980
HELM	Helmert 1906
HOUG	Hough
INT	International
KRAS	Krassovsky
AIRYM	Modified Airy
EVERM	Modified Everest
FIS60M	Modified Fischer 1960
SA69	South American 1969
WGS60	WGS-60
WGS66	WGS-66
WGS72	WGS-72
WGS84	WGS-84/NAD-83

DMI 2.2013 – Disposition Maintenance Indicator.

***<ebts:TransactionDispositionMaintenanceCode>* (Future Capability)**

An indicator set by the CJIS user that depicts a set of values that specify the type of maintenance that CJIS should perform on an identity history record when disposition data requests are received. The following chart represents the valid DMI Codes:

EXTERNAL CODE	FLAG	LITERAL	DESCRIPTION
Blank	NULL	Blank	Default to add disposition data (A) from incoming request to a specified DOA.
A	ADD	Add	Add disposition data from incoming request to a specified DOA.
D	APP	Append	Append disposition data from an incoming request to existing disposition data on a specified DOA.
R	RPL	Replace	Replace existing disposition data for a specified DOA with disposition data from incoming request.
X	DEL	Delete	Delete existing disposition data for specified DOA.

DNAC 2.2018 – DNA in CODIS Flag *<ebts:BinaryCODISAvailableIndicator>* (Future Capability).

This is a one-byte field that will indicate whether the DNA available is located in the CODIS database for the subject identified on the CAR, CNA, and CPNU TOTs. The permissible values are ‘Y’ or ‘N’. For XML encoding, this field is represented as a Boolean value.

DNAF 2.2016 – DNA Flag *<ebts:PersonDNAAvailableIndicator>* (Future Capability).

This is a one-byte field that will indicate whether DNA is available for the subject identified on the CAR, CNA, and CPNU TOTs. The permissible values are ‘Y’ or ‘N’. For XML encoding, this field is represented as a Boolean value.

DOA 2.045 – Date of Arrest. *<nc:ActivityDate>*

This field contains the date of arrest. The date shall appear as an eight-digit number in the same format as specified in Section 1.1 of this appendix. DOA shall not exceed date of submission except when the submission originates from an international contributor located in a time zone earlier than the Eastern Time Zone. This date field shall contain the local date for the region submitting the request. Edit checks will accept the local date as valid up to 24 hours forward to accommodate the variance between international time zones.

DOB 2.022 – Date of Birth. <nc:PersonBirthDate>

This field contains the date of birth. It is entered as an eight-digit number in the same format as specified in Section 1.1 of this appendix. If DOB is completely unknown, for the native encoding enter as 00000000, and for the XML encoding, use the representation of a null parent element (<nc:PersonBirthDate/>). Partial DOBs are not allowed. DOB shall not exceed date of submission after time zone adjustment. When a submission contains an unknown DOB and is a non-identified retained, that submission will be rejected, as IAFIS will not allow a master record to be created with an unknown DOB.

**DORI 2.2017 – DNA Location <nc:BiometricRepositoryOrganization>
(Future Capability).**

This is an alpha-numeric field that will contain the ORI of the contributor which has the DNA available for the subject identified on the CAR, CNA, and CPNU TOTs. The field will be required when the DNAF = ‘Y’.

DOS 2.046 – Date of Arrest – Suffix. <ebts:ArrestDateSuffixCode>

This field contains a code representing the sequence of the subject’s arrests within a given date. The code also indicates the type of fingerprint card on which the Date of Arrest was contained. This field is for internal use within the FBI only.

DPR 2.038 – Date Printed. <nc:BiometricCaptureDate>

This field contains the date that the subject was fingerprinted. The format shall be the same as that specified in Section 1.1 of this appendix. DPR shall not exceed date of submission except when the submission originates from an international contributor located in a time zone earlier than the Eastern Time Zone. This date field shall contain the local date for the region submitting the request. Edit checks will accept the local date as valid up to 24 hours forward to accommodate the variance between international time zones.

EAD 2.039 - Employer and Address. <nc:Employer> and <nc:EmploymentLocation>

The name and address of the subject’s primary employer may be entered into this free-text field. The EAD returned in a response is the same as the one submitted. For the native encoding, this field is a free form text field. For the XML encoding, it consists of different fields; one for the Employer and one for the Employer’s address.

EID 2.049 – Employee Identification Number. <ansi-nist:TransactionUserIdentification>

This field contains the employee identification number (e.g., user ID) for federal agency employees granted privileges relating to Special Population Cognizant (SPC) File searching or maintenance. Maintenance privileges include adding records, updating records, deleting records, or appending additional sets of fingerprint images to an existing SPC record.

ERS 2.075 – Electronic Rap Sheet. <ebts:TransactionElectronicRapSheetText>

This field shall contain the electronic identity history. The electronic identity history is an electronic copy of the Identification Record Report (IDRR) or the Non-Identification Response

(NIDR) as are done today. The electronic identity history shall consist of lines with a maximum of 74 characters per line (text of 72 plus two line control characters). The RPISR transaction will populate this field with the NGI Identity History Summary (IHS). Other transactions will migrate to using the IHS in the future. The IHS shall also consist of lines with a maximum of 74 characters per line (text of 72 plus two line control characters). For a TPRR transaction that contains multiple candidates, the identity history for each candidate will be concatenated into this field.

ETC 2.069 – Estimated Time to Complete.

<ebts:TransactionEstimatedCompletionMinutesQuantity>

The estimated time to complete a search or multiple searches for a Latent Search Status and Modification Query may be entered into this field. This one-to-four-byte field will contain the estimated search completion time in minutes up to five days. As this field will no longer be supported, this field will be retired in the next version.

EVI 2.2035 – Event Identifier. <ebts:EnrollmentEventID> (*Future capability*)

This numeric field will be used to identify a specific enrollment event during FIS processing. An EVI may have multiple BSI sets associated with a specific event.

EXP 2.080 – Response Explanation. <ansi-nist:TransactionReasonText>

This field is free-form text to elaborate on the Response Code field.

EYE 2.031 – Color Eyes. <nc:PersonEyeColorCode>

For this field, the three-letter code from the following table is used to indicate the subject's color of eyes.

Eye Color	Code
Black	BLK
Blue	BLU
Brown	BRO
Gray	GRY
Green	GRN
Hazel	HAZ
Maroon	MAR
Multicolored	MUL
Pink	PNK
Unknown	XXX

FBI 2.014 – FBI Number (UCN). <j:PersonFBIIdentification>

This field contains the subject's FBI number if known. A valid FBI number shall be no more than nine alphanumeric characters. The FBI number returned in a response is dependent upon the search results. As NGI updates and adds functionality, this field will be used to identify the specific Identity contained in the NGI database. This Universal Control Number (UCN) will be used to identify records in the criminal, civil, and other new repositories along with the Unsolved

Latent File (ULF). The Segment Control Number (SCNA) used in IAFIS for ULF records and will be provided in this field where designated in the message definition.

FFN 2.003 – FBI File Number. <ebts:FBIFileNumber>

This is a 10-byte numeric representing the FBI Investigative File Number. This is not the FBI Number specified by the mnemonic “FBI.” Since it is used for FBI Latent Print Unit record-keeping purposes, it is imperative that the user transmit this number if it is known.

FGP 2.074 – Finger Position. <ansi-nist:FingerPositionCode>

This field is used for latent submissions and searches and contains the fingerprint position code of the latent print(s) submitted. A list of finger positions and codes can be found in Table P-2.

If more than one finger is submitted with native encoding, then the codes will be separated by the R_{S} character separator. For latent searches, if multiple fingerprint images are included in one search, finger position is mandatory for all images. If finger position is unknown, the search may contain only a single image, and the field FGP will be omitted or may contain multiple guesses at the correct finger position in the FGP field. In this case, the PAT field must contain “00” in its Finger Number subfield to indicate that the actual position is unknown (see also PAT entry, including example of XML usage for multiple finger guesses).

FIU 2.072 – Fingerprint Image(s) Updated. <ebts:TransactionFingerprintImagesUpdated>

This alphanumeric field contains the finger positions that were updated in the FBI’s Fingerprint Image Master File as a result of an electronic request to update fingerprint images. The finger numbers for which image information is requested are selected from Table, “Finger Position Code,” in the ANSI NIST-ITL. Up to 13 individual finger numbers may be listed. For native encoding, each finger number will be separated from one another by the U_{S} separator. If images of all 14 fingers were updated, the single character “A” is shown instead of individual finger numbers. If no images were updated, an “N” will be returned. For XML encoding, '0' will be used to specify all fingers were updated while '255' will be used for no images updated.

FNR 2.057 – Finger Number(s) Requested. <ebts:TransactionFingerprintImagesRequested>

This numeric field is used in transactions involving a request for fingerprint image information. The finger numbers for which image information is requested are selected from Table, “Finger Position Code,” in the ANSI/NIST-ITL. Up to 13 individual finger image numbers may be listed. For native encoding, finger numbers shall be separated from one another by the R_{S} separator. If all 14 tenprint images are desired, 00 is shown instead of individual finger numbers. For transactions that allow only the ten rolled fingerprint images, when all ten images are desired, list each one separately. For native encoding, the finger codes being requested shall appear as 01_{S}^{R} 02_{S}^{R} ... 10_{S}^{R} . For the NGI Increment 3 version of the IRQ, this field may include the supplemental position code of 19, along with the palm position codes outlined in Table P-2.

FPC 2.033 – NCIC Fingerprint Classification. <ebts:NCICFingerprintClassificationCode>

If available, the NCIC fingerprint classification will be returned in the FBI’s responses to latent submissions.

The native encoding of NCIC FPC is composed of 20 characters. Two characters represent each finger as follows:

Positions	Finger
1 and 2	Right thumb
3 and 4	Right index
5 and 6	Right middle
7 and 8	Right ring
9 and 10	Right little
11 and 12	Left thumb
13 and 14	Left index
15 and 16	Left middle
17 and 18	Left ring
19 and 20	Left little

The following patterns may be placed in the positions identified in the above table:

Pattern Type	Pattern Subgroup	NCIC FPC Code
Arch	Plain Arch	AA
	Tented Arch	TT
Loop	Radial Loop	Two numeric characters. Determine actual ridge count and add fifty (50). For example, if the ridge count of a radial loop is 16, add 50 to 16 for a sum of 66. Enter this sum (66) in the appropriate finger position of the FPC field.
	Ulnar Loop	Two numeric characters indicating actual ridge count (less than 50). For example, a ridge count of 14, enter as 14; a ridge count of 9, enter as 09.
Whorl*	Plain Whorl	
	Inner	PI
	Meeting	PM
	Outer	PO
	Central Pocket Loop Whorl	
	Inner	CI
	Meeting	CM
	Outer	CO
	Double Loop Whorl	
	Inner	
Meeting	DI	
Outer	DM DO	

Pattern Type	Pattern Subgroup	NCIC FPC Code
	Accidental Whorl	
	Inner	XI
	Meeting	XM
	Outer	XO
	Missing/Amputated Finger**	XX
	Scarred/Mutilated Pattern***	SR
	Approximate Fingerprint Class****	AC
	Unclassifiable****	UC

The NCIC FPC for a set of fingerprints made up of all ulnar loops in native encoding might read:

2.033:12101116141109111713_S^G

A combination of loops and whorls with an amputated right index finger in native encoding might read:

2.033:12XX11CO14115906C113_S^G

For XML encoding, only the two-character NCIC FPC Code value is necessary.

* Prior to adoption of the above method for coding whorl patterns, this pattern was divided into inner, meeting, and outer subgroups only with codes II, MM, and OO, respectively. Some older records in the file may show the codes II, MM, and OO.

** Code XX is used in instances of missing and totally/partly amputated fingers where conditions make it impossible to accurately classify an impression according to the above instructions for NCIC FPC. It is recognized that under the Henry System, if a finger is missing or amputated, it is given a classification identical to the opposite finger; however, this must not be done in the NCIC FPC because the location of finger or fingers missing/amputated is not indicated.

*** Code SR is used in instances in which the fingerprint cannot be accurately classified because of complete scarring or mutilation and a classifiable print cannot be obtained. As in the case of missing and amputated fingers, the procedure for assigning the classification of the opposite finger, as is done under the Henry System, should not be used for the NCIC FPC.

**** Codes UC and AC still exist for some legacy records in the Identity History file.

Refer to the NCIC Code Manual, 4-28, for the FPC Field for Unidentified Persons.

GEO 2.044 – Geographic Area of Search. <ebs:TransactionSearchAreaCode>

This field indicates the geographic area to be searched. The appropriate two letter state abbreviation shall be used as listed in Part IV of the NCIC State and Country Data Code Table. Each GEO shall be separated from the next by the RS separator character. Up to five state

selections can be made within GEO. If inclusion of all 50 states is desired, this field shall remain blank. When designating a specific state within GEO, the IAFIS database search scope is limited to fingerprints previously submitted by that specified state (i.e., individuals previously arrested within that state). GEO selection allows users to further narrow file penetration and sometimes results in candidates being returned which would ordinarily be dropped due to low scores (e.g., such as when a state is not chosen). Users are always encouraged to perform a second search of all 50 states if a state designated search is not successful.

GEO_CORD 2.2026 – Geographic Coordinate Locator.

<ebts:RecordBiometricCaptureGeoLocation> (Future Capability)

This field will be used to associate the location where the biometric record was captured. This field contains the longitude and latitude at which the submission was collected. It consists of Latitude Degree, Latitude Minute, Latitude Second, Longitude Degree, Longitude Minute, and Longitude Second. Both Latitude Degree and Longitude Degree are mandatory if this field is present. Decimal values are allowed in each information item. If a decimal value is used in a particular information item, the more granular information item shall be empty (e.g., if Longitude Minutes equals 45.67, Longitude Seconds shall be empty). The data in the Latitude Degree subfield is in degrees in the range of +90 to -90. The data in the Longitude Degree subfield is in the range of +180 to -180. The hyphen representing a negative value is required; the plus sign for positive values may be omitted. The data in the Latitude Minute, Latitude Second, Longitude Minute, and Longitude Second subfields are in the range of 0 – 60. Geographic Coordinate Latitude Degree and Coordinate Longitude Degree subfields are mandatory. For the native encoding, if any other subfield is not available, a ^Useparator character alone shall be used immediately after the preceding ^Useparator character.

The subfields are defined as outlined below:

Identifier	Subfield Name	Type	Min Size	Max Size	Special Characters
LATD	Latitude Degree	NS	1	9	Period, Plus, Hyphen
LATM	Latitude Minute	NS	1	8	Period
LATS	Latitude Second	NS	1	8	Period
LOND	Longitude Degree	NS	1	10	Period, Plus, Hyphen
LONM	Longitude Minute	NS	1	8	Period
LONS	Longitude Second	NS	1	8	Period

GEO_TIME 2.2025 - Geographic Coordinate Date Time Stamp.

<ansi-nist:TransactionUTCDate> (Future Capability)

The Geographic Coordinate Date Time Stamp field provides a mechanism for expressing the date and time in terms of universal Greenwich Mean Time (GMT) units for time of biometric capture. This field will be associated with the Geographic Coordinate Latitude/Longitude (GEO_CORD) and Geographic Coordinate Datum (DATUM_ID). Use of the GMT field eliminates local time inconsistencies encountered when a transaction and its response are transmitted between two places separated by several time zones. The GMT provides a universal date and 24-hour clock time independent of time zones. In the native encoding, it is represented as “CCYYMMDDHHMMSSZ,” a 15-character string that concludes with a “Z.” For the XML encoding, it is represented as “CCYY-MM-DDTHH:MM:SSZ,” a 20-character string with a literal “T” separating the date from the time. The “CCYY” characters shall represent the year of the transaction, the “MM” characters shall be the tens and units values of the month, and the “DD” characters shall be the day of the month; the “HH” characters represent the hour, the “MM” the minute, and the “SS” represents the seconds. The complete date shall not exceed the current date.

HAI 2.032 – Hair Color. <ebts:PersonHairColorCode>

In this field, the three-letter code from the following table is used to indicate the subject’s color of hair.

Hair Color	Code
Bald	BAL
Black	BLK
Blond or Strawberry	BLN
Blue	BLU
Brown	BRO
Gray or Partially Gray	GRY
Green	GRN
Orange	ONG
Pink	PNK
Purple	PLE
Red or Auburn	RED
Sandy	SDY

Hair Color	Code
Unknown	XXX
White	WHI

HGT 2.027 – Height. <nc:PersonHeightMeasure> <nc:MeasurePointValue> and <nc:MeasureUnitText>

This field contains the subject’s height as a three-character value. If reported in feet and inches, the first (leftmost) digit is used to show feet while the two rightmost digits are used to show the inches between 00 and 11. In the XML encoding, measurement units are entered in the nc:MeasureUnitText field. In the native encoding, if reported in inches, then the leftmost character is “N” followed by two digits. If height is unknown, 000 is entered. The allowable range is 400 to 711 or N48 to N95. Heights outside this range will be clamped at these limits.

HTI 2.2024 – Hit Type Indicator. <ebts:TransactionHitCategoryCode>

This field will contain a code for the type of hit that generated an unsolicited notification. In the future, a fixed list of values will be created to populate this field. This field will initially be used for the UHN TOT for RISC Notifications. The value will be “RISC” for this initial use.

HTR 2.028 – Height Range. <nc:PersonHeightMeasure> <nc:MeasureRangeValue> and <nc:MeasureUnitText>

This field will be used to give an estimated height range to be expressed as two three-character values formatted as described for mnemonic HGT, indicating the shortest and tallest heights of the subject. For the native encoding of this field, the first three characters shall represent the minimum height and the second three the maximum height. There shall be no separator character used between the heights. The allowable range is 400 to 711 or N48 to N95. Heights outside this range will be clamped at these limits.

For the XML encoding, there will be two subfields defined for the minimum and maximum range. Example follows:

```
<!-- HTR 2.028 -->
  <nc:PersonHeightMeasure>
    <nc:MeasureRangeValue>
      <nc:RangeMinimumValue>600</nc:RangeMinimumValue>
      <nc:RangeMaximumValue>603</nc:RangeMaximumValue>
    </nc:MeasureRangeValue>
    <nc:MeasureUnitText>FeetInches</nc:MeasureUnitText>
  </nc:PersonHeightMeasure>
```

ICO 2.056 – Identification Comments. <j:SubjectOffenderNoticeText>

Additional miscellaneous identification remarks providing the reason for caution may be entered in this free-text field. The first character may not be a blank.

IDC 2.002 – Information Designation Character. <ansi-nist:ImageReferenceIdentification>

This **mandatory** field shall be used to identify the user-defined text information contained in this record. The IDC contained in this field shall be the IDC of the Type-2 logical record as found in the file content field of the Type-1 record.

IFS 2.2021 – Identification Firearms Sales <j:PersonFirearmSalesDisqualifiedCode> (Future Capability).

This field will be a required element for the DSPE TOT indicating a prohibitor that may prevent the subject from the purchase of a firearm. The following is a list of allowable indicators:

Code	Description
D	Disqualification for Firearms Sales
X	Court Disposition Pending/Conviction Status Unknown
C	No Disqualification for Firearms Sales

IIR 2.2012 – Iris Images Requested. <ebts:RecordIrisImagesRequestedCode> (Future Capability)

This optional field shall be used to request iris images in an Image Request (IRQ) transaction. The values of this one-byte numeric field will be either 0 (both eyes), 1 (left eye), or 2 (right eye). If not present in the transaction, no iris images will be returned.

IMA 2.067 – Image Capture Equipment. <ebts:RecordImageCaptureDetail>

This free-text field is used to log the make, model, and serial number of the equipment used to acquire images. It is composed of three subfields:

- Make (MAK)
- Model (MODL)
- Serial Number (SERNO) of the acquisition device

For native encoding, these subfields shall be separated by the U_S separator character.

IMT 2.062 – Image Type. <ebts:RecordBiometricImageCategoryCode>

This field identifies the type of image (*e.g.*, palmprints, toe prints) included in an electronic submission and response. NGI Increment 3 allows for the use of values 6, 7, and 8 along with mapping the value of 2 to the new value of 6 and the values 4 & 5 will be mapped to the new value of 7. In the future, NGI will include the values of 9 – 11. The values 12 & 13 will be considered for Future Development efforts. The following is a list of IMT values to be used in an electronic latent submittal to identify the Type-7 or Type-13 record(s) present or to specify biometric set(s) being referenced in a submission or response:

Image Type	Value
Fingerprint (event)	1
Lower Joint	2
Palmprint	3
Toe Print	4
Foot Print	5
Supplemental Print	6
Latent Friction Ridge	7
Composite Fingerprint	8
Photo Facial	9
Photo Scar, Mark, & Tattoo	10
Iris	11
Fingerprints on Front of Palm Card	12
Fingerprints on Back of Palm Card	13

ITD 2.058 Image Record Type Desired. <ebts:RecordImageRecordCategoryRequestCode>

This field is used in transactions involving a request for a fingerprint image. It shall contain a single numeric indication of the type of record being returned. For example, if the requestor wishes the Type-4 record of the image, then this field should contain a '4'. As this field will no longer be used with the implementation of NGI, this field will be retired in the next version.

LCN 2.012 – FBI Latent Case Number. <ebts:FBILatentCaseNumber>

This field is an 11-byte alphanumeric/special assigned by the FBI LFPS and used for record-keeping purposes. Although the field is optional, it is imperative that the user transmits this number if it is known.

LCX 2.013 – Latent Case Number Extension. <ebts:FBILatentCaseNumberExtension>

Defines extensions assigned by the FBI for each submission related to a Latent Case Number. The LCX shall be a five-digit extension starting with “00000” for the first submission and incrementing by one for each subsequent submission. The LCX shall be used only in conjunction with LCN.

LEN 2.001 – Logical Record Length.

This field contains the length of the logical record specifying the total number of bytes, including every character of every field contained in the record. The number of characters added to the record by the LEN field itself shall be included in calculating the value of LEN.

MIL 2.042 – Military Code. <ansi-nist:TransactionSubmissionMilitaryCode>

A one-letter code from the following table shall be entered in this field to indicate which branch of the United States Military submitted the enlistment transaction.

<u>Military Branch</u>	<u>Code</u>
Army	A
Air Force	F
Navy	N
Marines	M
Coast Guard	G

MNU 2.017 – Miscellaneous Identification Number. <nc:PersonOtherIdentification>

The subject's miscellaneous identification numbers shall be entered in this field.

For native encoding, the format of the data shall be a two-letter identifying code, followed by a hyphen (-), followed by the number itself. The size of the MNU is limited to 15 characters and as many as four miscellaneous numbers may be included in this field. Each MNU shall be separated from the next by the ^R/_S separator character.

For XML encoding, the data is formatted into two separate fields; one for the code from the table below and another for the number itself.

The following table lists the acceptable two-letter identifying codes. If "AF" or "AS" is entered, all characters following the hyphen must be numeric. Interspersed blanks are invalid. Types of numbers not listed in the following table (such as driver's license) shall not be entered. Only U.S. passport numbers shall be entered; foreign numbers shall be ignored.

<u>Identifying Agency</u>	<u>Code</u>
Air Force Serial Number	AF
Non-Immigrant Admission Number	AN
Alien Registration Number	AR
Air National Guard Serial Number, Army Serial Number, National Guard Serial Number	AS
Bureau Fugitive Index Number	BF
Canadian Social Insurance Number	CI
U. S. Coast Guard Serial Number	CG
Identification Order Number	IO
Marine Corps Serial Number	MC
Mariner's Document or Identification Number	MD
RCMP Identification or Fingerprint Section Number	MP
National Agency Case Number	NA
Navy Serial Number	NS
Originating Agency Police or Identification Number	OA
Personal Identification Number (State Issued Only)	PI
Passport Number (U.S. Only)	PP
Port Security Card Number	PS
Selective Service Number	SS
Veterans Administration Claim Number	VA

MSC 2.089 – Match Score. <ebts:CandidateMatchScoreValue>

This field contains the match score from AFIS for each candidate listed in the 2.064 CAN field.

MSG 2.060 – Status/Error Message. <ebts:TransactionStatusText>

This free-text field will contain reason, status, or error messages that are generated as a result of the processing of a transaction and will be sent back to the submitter. For example, an Unsolicited Unsolved Latent Delete transaction will contain the reason for the deletion of a record. For native encoding, each message will be separated by the R separator character.

NAM 2.018 – Name. <ebts:PersonName>

This alpha-special field contains the name(s) of the subject. The native encoding format shall be the surname followed by a comma (,) followed by the given name(s), which are separated by a space. Part IV of the NCIC Code Manual describes in greater detail the manner in which each name is to be entered. Hyphens, commas, and blanks are allowed as special characters. Numerals are not allowed. The XML encoding will consist of three subfields; given name, middle name, and surname. Special values of NAM to be entered in cases where the subject's name is not known are:

Condition	Name Field Value
Amnesia Victim	“UNKNOWN AMNESIA,XX”
Unknown Deceased	“UNKNOWN DECEASED,XX”
Name Not Available (Other)	“DOE,JOHN” or “DOE,JANE”

NAM1 2.2001 – Name-One. <nc:PersonSurName> (Future Capability)

This alpha-special character field is the first of five name fields specifically to facilitate the communication of long names in excess of the number of characters provided for by other name field definitions. These long name fields provide the ability to identify subjects cross-culturally by simply passing as many names as are required to identify a subject in the order that subject's name appears. NAM1 could represent the last name (or surname) (e.g., Smith) or the third of a string of four or five names, possibly to indicate tribal, village, or parentage information. The maximum length of the NAM1 field is 50 characters.

NAM2 2.2002 – Name-Two. <nc:PersonGivenName> (Future Capability)

This alpha-special character field is the second of five name fields (see NAM1) specifically to facilitate the communication of long names in excess of the number of characters provided for by other name field definitions. This field will represent the given name (e.g., Brian) or an only name used in a single name culture (e.g., David) or the first of a string of four or five names. The maximum length of the NAM2 field is 50 characters.

NAM3 2.2003 – Name-Three. <nc:PersonMiddleName> (Future Capability)

This alpha-special character field is the third of five name fields (see NAM1) specifically to facilitate the communication of long names in excess of the number of characters provided for by other name field definitions. This field could be the middle name for a culture using three names

(e.g., David) or the second of a string of four or five names, possibly to indicate tribal, village, or parentage information. The maximum length of the NAM3 field is 50 characters.

NAM4 2.2004 – Name-Four. <ebts:PersonFourthImportanceName> (Future Capability)

This alpha-special character field is the fourth of five name fields (see NAM1) specifically to facilitate the communication of long names in excess of the number of characters provided for by other name field definitions. This field could be the fourth name for a culture using four or five names (e.g., a tribal or village name, such as “al Tikriti,” or from Tikrit, or to indicate parentage, such as “ben Reuben,” or son of Reuben) or the fourth of a string of four or five names. The maximum length of the NAM4 field is 50 characters.

NAM5 2.2005 – Name-Five. <ebts:PersonFifthImportanceName> (Future Capability) This alpha-special character field is the fifth of five name fields (see NAM1) specifically to facilitate the communication of long names in excess of the number of characters provided for by other name field definitions. This field could be the fifth name for a culture using five names (e.g., a tribal or village name, such as “al Tikriti,” as in from Tikrit, or to indicate parentage, such as “ben Reuben,” as in son of Reuben) or the fifth of a string of five names. The maximum length of the NAM5 field is 50 characters.

NAM 2.018 / NAM1-5 2.2001 - 2.2005

<ebts:PersonName>

NAM2 2.2002

<nc:PersonGivenName>ANTHONY</nc:PersonGivenName>

NAM3 2.2003

<nc:PersonMiddleName>PAUL</nc:PersonMiddleName>

NAM1 2.2001

<nc:PersonSurName>JONES</nc:PersonSurName>

NAM4 2.2004

<ebts:PersonFourthImportanceName>TribalName</ebts:PersonFourthImportanceName>

NAM5 2.2005

<ebts:PersonFifthImportanceName>CulturalName</ebts:PersonFifthImportanceName>

</ebts:PersonName>

NCR 2.079 – Number of Candidates Returned.

<ebts:TransactionImagesRequestedQuantity>

This field contains the maximum number of candidates the submitter desires to receive in response to a latent image or features search. For EQRR, this field identifies the number of Identity History Summary reports that will be returned in response to an EQHR. If this field is blank, then the default value is currently 20.

NDR 2.098 – Name of Designated Repository. <ebts:RecordFBIRepositoryCode>

This field contains the numerical designation of the repository(ies) to be searched. Repository numbers are assigned by the CJIS Division. Multiple entries in this field will indicate a desire to search more than one repository, including Canada’s RTID and authorized DHS records.

Multiple entries in native encoding will be separated by the $\text{\$}$ separator. The following values are acceptable for NDR.

NDR Value	File Name
1	Criminal Master File Records
2	Civil Records
3	Unsolved Latent File
4	Major Case File Records
5	Latent Image File Records
6	Repository for Individuals of Special Concern (RISC)
7	Canada Real Time Identification (RTID)
8	DoD Automated Biometric Identification System (ABIS)
9	DHS IDENT/US-VISIT
10	International Terrorist File (ITF) Participants
11	RISC Wants and Warrants (W&W)
12	RISC Sexual Offender Registry (SOR)
13	RISC Known and Suspected Terrorist (KST)
14	RISC International Terrorist File (ITF)
15	RISC Persons of Special Interest (Other)
16 – 19	Reserved for FBI Future Use
20 - 50	Reserved for Department of Defense
51 - 100	Reserved for FBI Future Use
101-199	FBI or Other Federal Organization Special Population Cognizant Files
200-399	Reserved for State/Local System
400-999	Reserved for FBI Future Use

The NDR values of 4 & 5 will be retired in the next version. The NDR value of 4 for Major Case Records is being subsumed into criminal (NDR=1) and civil (NDR=2). The NDR value of 5 for the Latent Image File Records will only be accessible to the internal Latent Laboratory Examiners, therefore will not be valid for use in this standard.

NIR 2.2010 – Number of Images Requested. <ebts:RecordImagesRequestedQuantity> (NGI Increment 3)

This optional field is used in conjunction with a Subject Photo Request (TOT = CPR) to indicate if more than one photo is being requested (e.g., for tattoos) (see Appendix K). The default value, if not provided in the CPR transaction, will be '1'. This field will also be included in the investigation searches to indicate how many images to be returned in the response. If the field is blank for investigation searches, the default value will be 20..

NOT 2.088 – Note Field. <ebts:TransactionDescriptionText>

This free-text field is used to provide additional information regarding the electronic transaction. For latent search identification results feedback, the NOT field will be used to indicate additional information about the search image. . For UHN transactions, the NOT field will contain case related information about the search transaction with the hit that generated the unsolicited notification.

OCA 2.009 – Originating Agency Case Number. <nc:CaseTrackingID>

This field contains the one-to-twenty-character Originating Agency Case Identifier (OCA) assigned by the originating agency. This alphanumeric-special (ANS) field may contain any printable 7-bit ASCII character with the exception of the period (.). The OCA must not begin with a blank.

OCP 2.040 – Occupation. <nc:EmployeeOccupationText>

This free-text field contains the subject’s occupation. The OCP returned in a response is the same as the one submitted.

OFC 2.053 – Offense Category. <ebts:OffenseCategoryCode>

This field shall contain a “1” for a crime categorized as personal, a “2” for a crime categorized as property, and a “3” for a crime categorized as both.

PAT 2.034 – Pattern Level Classifications. <ebts:FingerprintPatternClassificationCode>

This grouped field contains information about the finger(s) pattern types. It is composed of two subfields:

- Finger Position (FGP)
- Pattern Classification Code (PATCL),

PAT shall consist of two-character finger position code followed by the primary pattern type code as chosen from the following table. Up to two reference pattern classifications per finger are also allowed, thereby making the total number of pattern classes allowable per finger equal to three. For native encoding, if multiple pattern types are used for reference for the same finger, they shall be separated from each other by the § separator. Multiple fingers shall be separated by the R § separator. If submitting a Latent Fingerprint whose actual finger position is unknown, the PAT and FGP (2.074) fields are used in conjunction as follows to supply guesses for which finger position the latent print might be: place a “00” in the FGP subfield of PAT to indicate the actual position is unknown; place the actual pattern in the PATCL subfield; place one or more finger number guesses in the FGP field (2.074). For XML encoding, the FGP is repeated after the initial value of “00” to indicate one or more finger guesses.

Two characters represent each finger as follows:

Finger Position	Code
Right thumb	01
Right index	02
Right middle	03
Right ring	04
Right little	05
Left thumb	06
Left index	07
Left middle	08

Finger Position	Code
Left ring	09
Left little	10

The following is a list of acceptable CJIS pattern level fingerprint classifications.

Pattern	Code
Arch, Type Not Designated	AU
Whorl, Type Not Designated	WU
Right Slant Loop	RS
Left Slant Loop	LS
Complete Scar	SR
Amputation	XX
Unable to print (e.g. bandaged)	UP
Unable to Classify	UC

The following is a native encoding example of the Pattern Level Classification field with only one pattern per finger.

2.034:01^U_SWU^R_S02^U_SLS^R_S03^U_SLS^R_S04^U_SLS^R_S05^U_SLS^R_S06^U_SRS^R_S07^U_SRS^R_S08^U_SLS^R_S09^U_SRS^R_S10^U_SRS^G_S

The following is a native encoding example of the Pattern Level Classification field with extra pattern references for some of the fingers.

2.034:01^U_SRS^U_SWU^U_SAU^R_S02^U_SRS^U_SAU^U_SWU^R_S03^U_SWU^R_S04^U_SRS^R_S05^U_SWU^R_S06^U_SLS^R_S07^U_SWU^R_S08^U_SAU^R_S09^U_SAU^U_S10^U_SWU^U_SAU^G_S

The following is an XML representation of a single finger, with a FGP, FPC, PAT, and RCN1 & RCN2

```
PAT 2.034 / RCD1 2.091 / RCD2 2.092
<ebts:FingerprintImageFinger>
  FGP 2.074 / 2.034A / 2.091A / 2.092A
  <ansi-nist:FingerPositionCode>1</ansi-nist:FingerPositionCode>
  FPC 2.033
  <ebts:NCICFingerprintClassificationCode>PI</ebts:NCICFingerprintClassificationCode>
  <ebts:RidgeCoreDelta>
    PATCL 2.034B
    <ebts:FingerprintPatternClassificationCode>WU</ebts:FingerprintPatternClassificationCode>
    RCN1 2.091B
    <ansi-nist:RidgeCountValue>13</ansi-nist:RidgeCountValue>
    RCN2 2.092B
    <ansi-nist:RidgeCountValue>10</ansi-nist:RidgeCountValue>
  </ebts:RidgeCoreDelta>
</ebts:FingerprintImageFinger>
```

If you wanted to guess the finger positions as 3 and 8, it would look like this:

PAT 2.034 / RCD1 2.091 / RCD2 2.092

<ebts:FingerprintImageFinger>

FGP 2.074 / 2.034A / 2.091A / 2.092A

<ansi-nist:FingerPositionCode>3</ansi-nist:FingerPositionCode>

<ansi-nist:FingerPositionCode>8</ansi-nist:FingerPositionCode>

FPC 2.033

<ebts:NCICFingerprintClassificationCode>PI</ebts:NCICFingerprintClassificationCode>

<ebts:RidgeCoreDelta>

PATCL 2.034B

<ebts:FingerprintPatternClassificationCode>WU</ebts:FingerprintPatternClassificationCode>

RCN1 2.091B

<ansi-nist:RidgeCountValue>13</ansi-nist:RidgeCountValue>

RCN2 2.092B

<ansi-nist:RidgeCountValue>10</ansi-nist:RidgeCountValue>

</ebts:RidgeCoreDelta>

</ebts:FingerprintImageFinger>

PEN 2.078 – Penetration Query Response.

<ebts:TransactionPenetrationQueryResponsePercent>

This field provides a response to the penetration query that includes a set of search parameters for a new search. The response will be an estimated size, in percentage, of the repository(s) that will be searched given the input parameters.

PHT 2.036 – “Photo Available” Indicator. <ebts:PersonDigitalImageAvailableIndicator>

If a photograph of the subject is available, this field shall contain a “Y”; otherwise, the field shall be omitted. For XML encoding, this field is represented as a Boolean value. As NGI expands its support with new fields, this field will be retired in upcoming versions.

POB 2.020 – Place of Birth. <ebts:PersonBirthPlaceCode>

The subject’s place of birth shall be entered in this field. Indicate in this POB field the state (Mexico or United States), territorial possession, province (Canada), or country of birth. The appropriate two-letter abbreviation shall be used as listed in the NCIC State and Country Data Code Table found in Appendix O. The criteria listed below shall also be considered when assigning POB.

If the following condition exists:	Enter Code
POB stated as state AND country and applicable code not contained in Code Table; OR city can be ascertained as not being located in the United States; OR foreign POB and applicable code not contained in Code Table	YY
POB stated as only city AND city can be ascertained as being located in the United States	US
POB is Mexico or any Mexican state or province not in Code Table	MM
POB is “Mexico, Mexico”	MX
POB is unknown	XX

PPA 2.035 – “Palmprints Available” Indicator. <*ebts:PersonPalmPrintAvailableIndicator*>

If palmprints are available, this field shall contain a “Y”; otherwise, the field shall be omitted. For XML encoding, this field is represented as a Boolean value.

PPD 2.2030 – Print Position Descriptors. <*ebts:TransactionPrintPositionDescriptors*> (NGI Increment 3)

This field will be present if and only if the finger position code "19" appears in Field 2.074. This field will consist of two mandatory information items:

- The first is the probable integer finger position code (0-10) taken from finger position table.
- The second information item is the code taken from Table P-1, found in Appendix P, to indicate the portion of the EJI or tip image that is a part of the transaction.

PPD 2.2028E, 2.2032G, 2.2033F – Print Position Descriptors. (NGI Increment 3)

This PPD is a subfield to fields of Type Set. This subfield will be present if and only if the subfield Friction ridge Generalized Position code (FGP) or the Friction ridge Number(s) Requested (FNR) code "19" appears in the Set field. These PPD subfields have no subfields (unlike PPD 2.2030). This field shall consist of two mandatory information items. The first is the Probable Decimal finger Position code (0-10) taken from the ANSI/NIST-ITL specification. But for the finger position it must be a two character numeric; implying a leading zero for positions 0 thru 9. The second code information item is the Finger Image Code; it also is taken from the ANSI/NIST-ITL specification to indicate the portion of the EJI or tip image. There may be up to 8 such images for a single finger, but NGI only expects the values of EJI or TIP for Increment 3. Examples of valid values are: 01EJI or 10TIP.

PRI 2.076 – Priority. <*ebts:TransactionSearchPriorityCode*>

This field shall indicate the priority of a latent search (from 1 to 3, with 1 being the highest priority). The priority levels will generally correspond to the following crime types in descending order of priority.

1. Homicide, rape, and special circumstances
2. Kidnap, assault, and robbery
3. Arson, drugs, personal crimes, and property crimes

Federal agencies will determine their own priority schemes. No additional validation of priorities will be provided. CJIS will not interrupt searches in progress upon receipt of higher priority searches.

PTD 2.063 – Person Type Designator. <*ebts:PersonTypeDesignatorCode*>

This field is used in the submittal of comparison fingerprints, and it indicates that the fingerprints belong to a victim, suspect, individual with legitimate access to the object, or other individuals involved in the latent case. The following codes will be used.

Code	Designation
S	Suspect
V	Victim
E	Elimination
O	Other

PTY 2.2009 – Photo Type. <ansi-nist:ImageCategoryCode> (Future Capability)

This optional field is used in conjunction with a subject photo request (TOT = CPR) (see Appendix K) to define the type of photo being requested (*i.e.*, face, scar, mark, tattoo). The values of PTY correspond to the Type-10 field IMT (10.003). If not provided, the default value will be “FACE,” and the most recent frontal facial photo will be returned. With the expansion of the IMT field, this field will be retired in the next version.

RAC 2.025 – Race. <nc:PersonRaceCode>

This field is used to indicate the race of the subject. Use the predominant race code from the following table:

If Subject Is	Enter Code
Chinese, Japanese, Filipino, Korean, Polynesian, Indian, Indonesian, Asian Indian, Samoan, or any other Pacific Islander	A
A person having origins in any of the black racial groups of Africa	B
American Indian, Eskimo, or Alaskan native, or a person having origins in any of the 48 contiguous states of the United States or Alaska who maintains cultural identification through tribal affiliation or community recognition	I
Of indeterminable race	U
Caucasian, Mexican, Puerto Rican, Cuban, Central or South American, or other Spanish culture or origin, Regardless of race	W

RAP 2.070 – Request for Electronic Rap Sheet.

<ansi-nist:RecordRapSheetRequestIndicator>

The purpose of this field is to allow the contributors to optionally request an electronic identity history of the suspect. That identity history will be an IDRR if an identification was made and an NIDR if the submission resulted in a non-identification. A “Y” indicates that an identity history is desired, and an omitted field or an “N” indicates that no electronic identity history should be returned with the response. The XML encoding should contain “true” or “false”. For the RPIS TOT this field will request the NGI Identity History Summary.

2.2014 – Rap Back Eligibility. <ebts:RecordRapBackEligibilityIndicator> (Future Capability)

This **mandatory** one-character alpha field is used to convey whether the Rap Back owner of record is still eligible to receive Rap Back information (*e.g.*, is the Rap Back subject still

employed by the subscriber?). The native value “Y” or XML value “true” is used to indicate continued eligibility. This field tag acronym will be determined at a later date.

2.052 – Rap Back Request. *<ebts:RecordRapBackRequestCode>* (Future Capability)

This optional field is assigned to the Rap Back Service. This field tag acronym will be determined at a later date.

2.2020 – Rap Back Recipient. *<ebts:RecordRapBackOwnerOrganization>*
<nc:OrganizationIdentification> (Future Capability)

This optional field is assigned to the Rap Back Service. This field tag acronym will be determined at a later date.

2.2011 – Rap Back Verification Status. *<ebts:RecordRapBackVerificationIndicator>* (Future Capability)

This optional field is assigned to the Rap Back Service. This field tag acronym will be determined at a later date.

RCD1 2.091 – Ridge Core Delta One for Subpattern Classification.
<ansi-nist:FingerPositionCode> and *<ansi-nist:RidgeCountValue>*

This grouped field contains information about the finger(s) ridge counts and is used for Native Mode searches in conjunction with the Pattern Level Classification (PAT - 2.034). It is comprised of two subfields:

- Finger Position (FGP)
- Ridge Count Number 1 (RCN1)

For the native encoding, the two-character finger position code as specified for the related Pattern Level Classification (PAT) is followed by the $\frac{U}{S}$ separator and at least one RCN1. Each pattern classification PATCL specified in the tagged field 2.034 must be accompanied by two ridge count indicators, one in RCD1 (2.091) and one in RCD2 (2.092) as described in the table provided with RCD2. If multiple RCN1s are used for reference to the same finger, then they shall be separated from each other by the $\frac{U}{S}$ separator. Multiple fingers, if provided, shall be separated by the $\frac{R}{S}$ separator. For XML encoding, RCD1 and RCD2 are represented by a single grouping which contains the FGP and two ridge count elements. The information for each finger position, patterns, and ridge counts are grouped together within a parent element representing exactly one finger.

RCD2 2.092 - Ridge Core Delta Two for Subpattern Classification.
<ansi-nist:FingerPositionCode> and *<ansi-nist:RidgeCountValue>*

This grouped field contains information about the finger(s) ridge counts and is used for Native Mode searches in conjunction with the Pattern Level Classification (PAT 2.034). It is composed of two subfields:

- Finger Position (FGP)
- Ridge Count Number 2 (RCN2)

For native encoding, the two-character finger position code as specified for the related Pattern Level Classification (PAT) is followed by the $\frac{U}{S}$ separator and at least one RCN2. Each pattern classification PATCL specified in the tagged field 2.034 must be accompanied by two ridge count indicators, one in RCD1 and one in RCD2 as described in the following table. If multiple RCN2s are used for reference to the same finger, they shall be separated from each other by the $\frac{U}{S}$ separator. Multiple fingers, if provided, shall be separated by the $\frac{R}{S}$ separator.

The Ridge Count Number (RCN1 and RCN2) represents the number of ridges between the core and the delta. For right and left slant loops, this count identifies the ridges crossed on a line between the core and the delta. For whorls, both the RCN1 and the RCN2 values have meaning. Permissible values are 1 to 30 for actual ridge counts and 30 if there are more than 30 ridges. The count of 31 indicates an unknown number of ridges, and 0 indicates that the ridge count is not applicable. For XML encoding, when the ridge count is 0 the ridge count element is omitted.

The following native encoding is a list of acceptable CJIS pattern level fingerprint classifications and the allowable ridge count ranges for each.

Pattern	Code	RCN1	RCN2
Arch, Type Not Designated	AU	0	0
Whorl, Type Not Designated	WU	1-31	1-31
Right Slant Loop	RS	1-31	0
Left Slant Loop	LS	1-31	0
Complete Scar	SR	0	0
Amputation	XX	0	0
Unable to print (e.g., bandaged)	UP	0	0
Unable to Classify	UC	0	0

The following native encoding example shows the relationship between the Pattern Level Classification (2.034), Ridge Core Delta 1 (2.091) and Ridge Core Delta 2 (2.092) fields where only the primary classification for each finger is given. In this case, one PATCL, one RCN1, and one RCN2 are associated with each finger. Spaces are shown for clarity only.

```
2.034:01  $\frac{U}{S}$  WU  $\frac{R}{S}$  02  $\frac{U}{S}$  LS  $\frac{R}{S}$  03  $\frac{U}{S}$  AU  $\frac{R}{S}$  04  $\frac{U}{S}$  XX ...  $\frac{R}{S}$  10  $\frac{U}{S}$  WU  $\frac{G}{S}$ 
2.091:01  $\frac{U}{S}$  9  $\frac{R}{S}$  02  $\frac{U}{S}$  4  $\frac{R}{S}$  03  $\frac{U}{S}$  0  $\frac{R}{S}$  04  $\frac{U}{S}$  0 ...  $\frac{R}{S}$  10  $\frac{U}{S}$  14  $\frac{G}{S}$ 
2.092:01  $\frac{U}{S}$  7  $\frac{R}{S}$  02  $\frac{U}{S}$  0  $\frac{R}{S}$  03  $\frac{U}{S}$  0  $\frac{R}{S}$  04  $\frac{U}{S}$  0 ...  $\frac{R}{S}$  10  $\frac{U}{S}$  21  $\frac{G}{S}$ 
```

The following example of the Pattern Classification (2.034) field includes two reference classifications for finger 01, only a primary classification for finger 07, and one reference classification for finger 09. Each PATCL in 2.034 requires a corresponding RCN1 and RCN2 in fields 2.091 and 2.092. Spaces are shown for clarity only.

```
2.034:01  $\frac{U}{S}$  RS  $\frac{U}{S}$  WU  $\frac{U}{S}$  AU  $\frac{R}{S}$  07  $\frac{U}{S}$  XX  $\frac{R}{S}$  09  $\frac{U}{S}$  AU  $\frac{U}{S}$  LS  $\frac{G}{S}$ 
2.091:01  $\frac{U}{S}$  9  $\frac{U}{S}$  9  $\frac{U}{S}$  0  $\frac{R}{S}$  07  $\frac{U}{S}$  0  $\frac{R}{S}$  09  $\frac{U}{S}$  0  $\frac{U}{S}$  8  $\frac{G}{S}$ 
2.092:01  $\frac{U}{S}$  0  $\frac{U}{S}$  11  $\frac{U}{S}$  0  $\frac{R}{S}$  07  $\frac{U}{S}$  0  $\frac{R}{S}$  09  $\frac{U}{S}$  0  $\frac{U}{S}$  0  $\frac{G}{S}$ 
```

REC 2.082 – Response Code. <ebts:TransactionResponseIndicator>

Natively, this one-byte alpha field will contain allowable values of “Y” or “N.” In XML, it is represented as a Boolean value. This field is used in the PDR and PRR transactions to indicate the status of the corresponding request. If the request contains any errors, the response code (REC) will be set to “N.” Otherwise it will be set to “Y.”

RES 2.041 – Residence of Person Fingerprinted. <ebts:PersonResidenceLocation>

The subject’s residential address may be entered in this field as free text, including printable special characters and formatting characters (CR, LF, TAB). The RES returned in a response is the same as the one submitted. For the XML encoding, it contains sub-elements for the subject’s complete address location.

RET 2.005 – Retention Code. <ansi-nist:RecordRetentionIndicator>

This is an alpha field indicating whether the arrest information submitted as a part of a transaction (either electronic or hard copy) is to be retained as a permanent part of the FBI’s Criminal Master File. Submit a “Y” for yes or an “N” for no. For Civil submissions, RET is used to indicate whether the civil submission is to be retained in the civil files. In the case where a Criminal Identification was made against the Criminal File in a Civil Submission (irrespective of the value of RET), under some conditions the record is retained as a Civil Cycle in that Criminal record. For XML encoding, this field is represented as a Boolean value.

2.2015 – Rap Back Expiration Date <ebts:RecordRapBackExpirationDate> (Future Capability).

This optional field is assigned to the Rap Back Service. As a Future Capability, this field tag remains, but the acronym could change as NGI further develops. **RFP 2.037 – Reason Fingerprinted. <nc:ActivityReasonText>**

This alphanumeric-special field is used to indicate the purpose of a civil or applicant fingerprint card submission. Commas, blanks, dashes, hyphens, and slashes are all allowed as special characters. The submitting agency should indicate the specific statutory authority authorizing the fingerprint submission in this field. For MAP submissions, agencies must indicate “Criminal Justice Employment” or “Law Enforcement” in this field or the submission will be rejected.

Option: Agencies may choose to use standard terms in this field related to the purpose of the fingerprint submission instead of the specific statutory authority. The standard reasons are:

- Firearms
- Volunteer
- Criminal Justice Employment
- Child Care/School Employee
- Other Employment and Licensing

Note: The use of RFP requires coordination with FBI prior to use.

RFR 2.095 – Request Features Record <ebts:RecordFeaturesRequestIndicator> (NGI Increment 3).

This one-character alpha field is used to indicate a user's desire to have CJIS return a Type-9 features record associated with an image requested via IRQ, LFIS, and LFFS transactions. The features record can then be overlaid on the image for comparison purposes. A features record will be returned if the RFR value equals "Y." A features record will not be returned if the field is omitted (its use is optional) or if the value of RFR equals "N." For XML encoding, this field is represented as a Boolean value.

RPR 2.096 – Request Photo Record. <ebts:RecordPhotoRequestIndicator>

This one-character alpha field is used to indicate a user's desire to have CJIS return a Type-10 photo record if one is on file and disseminable. The value of a 'Y' indicates a photo record is to be returned. This field is used in conjunction with a Rapid Fingerprint Identification Search transaction (RPIS). For XML encoding, this field is represented as a Boolean value.

RSR 2.065 – Repository Statistics Response. <ebts:TransactionRepositoryResponseRecord>

This field contains a file generated by the NGI Latent Friction Ridge system that provides detailed statistics that can be used to estimate the level of penetration of the repository given a set of search parameters defined in the search request. This field is in the form of a large ASCII file that can contain up to 96,000 bytes of alphanumeric-special (ANS) data. NGI Increment 3 expands further on the RSR field/file to include statistics on not only the Criminal repository, but also the Civil and the Criminal and Civil repositories combined. The field/file will be expanded to include five subfields:

1. Parameter name
2. Parameter Values
3. Criminal, the fraction of the file having that value of the category
4. Civil, the fraction of the file having that value of the category
5. Combined, the fraction of the Criminal and Civil files having that value of the category

In the native encoding formatting, the fields are separated by "whitespace" (spaces and/or tabs) with DOS end-of-line convention (CR+LF). A period character is used as a decimal point in the fraction values. The value should be interpreted as the percentage of records matching that category and code. Some records may specify multiple codes within the same category but such instances are undeterminable from this data. Data rows containing all zeroes will not be returned. See the table below for an example of RSR response data.

Example of RSR Response Data

Parameter	Value	Criminal	Civil	Combined
RACE	U	0.027	0.015	0.025
RACE	A	0.015	0.218	0.120
GENDER	X	0.001	0.000	0.001
GENDER	M	0.748	0.692	0.723
DOB	UNK	0.001	0.001	0.001
DOB	00	0.000	0.003	0.003
DOB	01	0.001	0.002	0.002
POB	AL	0.012	0.020	0.022
ARREST	TX	0.303	0.270	0.432
FINGER	00	0.000	0.000	0.000
FINGER	01	0.901	0.923	0.924
PALM	21	0.072	0.000	0.070
EJI	LEFT	0.081	0.000	0.080
EJI	DST01	0.038	0.000	0.035
ARCH	02	0.270	0.380	0.470
LEFTSLT	03	0.432	0.295	0.552
RIGHTSLT	04	0.470	0.501	0.590
WHORL	05	0.283	0.244	0.372

The following table contains a list of the RSR category specifications for the file contents.

The RSR File Category Specification

Definition	Parameter	Parameter Size	Parameter Values
Race	RACE	5	U, A, B, I, W
Gender	GENDER	7	X, M, N, G, Y, F, Z
Year of Birth	DOB	101	UNK, or last two digits of year
Place of Birth	POB	422	EBTS defined NCIC state and country code table
Place of Arrest	ARREST	422	EBTS defined NCIC state and country code table
Finger Positions	FINGER	11	EBTS defined finger codes: 00-10
Hand Positions	PALM	17	EBTS defined palm codes 20-36
EJI Positions	EJI	30	EBTS defined joint image segments for each finger. PRX01, DST01, PRX02, MED02, DST02, etc. and LEFT/RIGHT when only full EJI is identified
Arch	ARCH	10	EBTS defined finger codes: 01-10
Left Slant Loop	LEFTSLT	10	EBTS defined finger codes: 01-10

Definition	Parameter	Parameter Size	Parameter Values
Right Slant Loop	RIGHTSLT	10	EBTS defined finger codes: 01-10
Whorl	WHORL	10	EBTS defined finger codes: 01-10

SAN 2.099 – State Arrest Number. <j:ArrestSequenceID> (Future Capability)

This field contains a unique arrest number assigned by the state to a criminal subject. The SAN is an optional element that may assist in matching the submitted disposition data to the correct court cycle. If present in the submission, this field should be returned in the response. Any printable 7-bit ASCII character with the exception of a period (.) is acceptable. Embedded blanks are not permitted. SAN must not begin with a blank.

SCNA 2.086 – AFIS Segment Control Number. <ebts:AFISSegmentControlID>

This field contains an alphanumeric identifier used by the NGI AFIS/FBI to allow tracking of or referencing specific unsolved latent records. It is used, for example, to indicate the index number for individual records in the CJIS Unsolved Latent File in the response to a Latent Search. This field will contain the UCN of the Unsolved Latent File where designated in the message definition.

SCO 2.007 – Send Copy To. <ansi-nist:RecordForwardOrganizations>

The purpose of this 9-to-19-character alphanumeric-special (ANS) field is to indicate that additional electronic responses need to be forwarded to agencies other than the contributor by the State Identification Bureau. The first nine characters shall be alphanumeric and shall contain the NCIC-assigned Originating Agency Identifier (ORI) for an agency who is to receive a copy of the response. At the option of the transmitting agency, the ORI may be expanded to a size of 19 characters, with 10 characters of alphanumeric-special (ANS) data appended to the end to assist in proper routing of the responses. However, no $\frac{U}{S}$ or $\frac{R}{S}$ separator may be used between the ORI and routing extension (use any printable ASCII special character (e.g., a slash) as a separator). Upon receiving an electronic response, the State Identification Bureau will forward a copy of the electronic response to each agency listed in the “SEND COPY TO” block.

SDOB 2.2007 – Submitted Date of Birth. <ebts:PersonSubmittedBirthDate> (Future Capability)

A date of birth as provided in a submission that is determined to be different than the date of birth in the record of the identified subject.

SEAL 2.2019 – Seal Arrest Flag. <ebts:ArrestSealIndicator> (Future Capability)

This is a one-byte field that will indicate whether the arrest is to be sealed upon establishment of the record identified on the CAR and CNA TOTs. The permissible values are ‘Y’ or ‘N’. For XML encoding, this field is represented as a Boolean value.

SEX 2.024 – Sex. <ebts:PersonSexCode>

This field is used to report the gender of the subject. The entry is a single character selected from the following table.

If Following Condition Exists	Enter Code
Subject's gender reported as female	F
Occupation or charge indicated "Male Impersonator"	G
Subject's gender reported as male	M
Occupation or charge indicated "Female Impersonator" or transvestite	N
Male name, no gender given	Y
Female name, no gender given	Z
Unknown gender	X

SID 2.015 – State Identification Number. <nc:PersonStateIdentification>

This field contains any known state identification number. The native encoding format is the standard two-character abbreviation of the state name followed by the number. Embedded blanks are not permitted. SIDs from New York, Oregon, or Pennsylvania may contain a hyphen in the last position. The SID returned in a response is dependent upon the search results. The XML encoding will include subfields; one for the state code and one for the number itself.

SII 2.2023 – Supplementary Identity Information.

<ebts:TransactionSupplementaryIdentityInformationText>

This field will contain identity information not within the scope of the standard NGI Identity History Summary. The format and content of the information in this field may vary for different transactions.

SLE 2.055 - Custody or Supervisory Literal. <j:ArrestRelease> <nc:ActivityStatus>

This field contains the free-text description of the subject's custody or supervision status. The first character must not be blank. Entry of SLE requires that SSD also be entered.

SMT 2.026 – Scars, Marks and Tattoos. <nc:PersonPhysicalFeature>

For each scar, mark, or tattoo present on the subject, the appropriate NCIC code shall be used in this information item. Blanks are allowed as special characters.

SNAM 2.2008 – Submitted Name. <ebts:PersonSubmittedName> (Future Capability)

A name as provided in a submission that is determined to be different than the name of record of an identified subject. For native encoding, this name will be formatted the same as other name fields (2.018). For the XML encoding of this field, there will be three subfields for the given name, middle name, and surname.

SOC 2.016 – Social Security Account Number. <nc:PersonSSNIdentification>

This field contains the subject’s Social Security number if known. This number shall be entered as nine consecutive digits with no embedded punctuation characters. No foreign social security numbers shall be used.

SPCN 2.093 – Special Population Cognizant File Number.

***<ebts:RecordSpecialPopulationCognizantFileIdentification>* (Future Capability)**

This field contains the identification number for a file in a Special Population Cognizant Repository.

SRF 2.059 – Search Results Findings. *<ebts:TransactionSearchResultsCode>*

This field is used in responses to submissions and contains a single character indicating the results of a comparison. The following table outlines the valid values, their meanings, and permissible submissions that may contain those values.

Value	Definition	TOT
I	Identification	BDEC, LSR, SRE
N	Non-Identification	BDEC, LSR, SRE
P	Pending Verification of Identification	BDEC, LSR
C	Inconclusive	BDEC, LSR
R	Red, Hit on Potential Candidate	RPISR
Y	Yellow, Probable Candidate	RPISR
G	Green, No Hit	RPISR
R	High Confidence Match	UHN
Y	Potential Match	UHN
M	Match of Images Submitted	FVR/SRE
X	Not a Match of Images Submitted	FVR/SRE

SSD 2.054 – Custody or Supervisory Status Start Date. *<j:ArrestRelease>* *<nc:ActivityDate>*

This field contains the start date for the subject’s indicated custody or supervisory status. The date shall appear as an eight-digit number in the same format as specified in Section 1.1 of this appendix. The SSD may not be less than DOA. The SSD shall not exceed the current date except when the submission originates from an international contributor located in a time zone earlier than the Eastern Time Zone. This date field shall contain the local date for the region submitting the request. Edit checks on the CJIS will accept the local date as valid up to 24 hours forward to accommodate the variance between international time zones. If custody data are submitted, all custody fields (SSD, OCA, and SLE) must be present.

TAA 2.087 – Treat as Adult. *<ebts:PersonAdultTreatmentIndicator>*

A one-byte optional field to indicate whether a juvenile is to be processed as an adult. A “Y” indicates yes; an omitted field indicates no. For XML encoding, this field is represented as a Boolean value. The TAA returned in a response is the same as the one submitted.

TSR 2.043 – Type of Search Requested. <ebts:TransactionSearchRequestCategoryCode>

A one-byte code shall be entered in this field from the following table to indicate the type of record being submitted. The field is applicable to the NFUF, CPDR, FNDR, NNDR, CPNU, DOCE, EMUF, NFAP, and NFUE transactions as follows.

Type of Record	Code	Applicable TOT
Confidential Screening	C	CPDR, FNDR, NNDR
Suppress/Modify Unsolicited Want/SOR Notification (Non-Urgent Criminal)	H	CPNU**
Pre-commission candidate record with fingerprints	P	NFUF, DOCE, EMUF, NFAP, NFUE
Civil submission in support of the National Child Protection Act of 1993	V	NFUF*, NFUE*

* When submitting fingerprints using a TSR of V, the contributing agency should specify either the VCA/NCPA or a state statute in the RFP field. To be charged at the volunteer rate, the word “volunteer” must appear with or without the statute.

**For Internal FBI use only.

UCN 2.081 – Universal Control Number. <ebts:PersonUCNIdentification> (Future Capability)

This conditional alphanumeric text field is used to identify the record with which the photo(s) or images being requested is (are) associated, to identify candidates in a candidate list, or otherwise identify individual subject records. If the record requested is other than a criminal record (*i.e.*, civil record), this field is **mandatory**. Can be used with CPR and IRQ transactions to identify either criminal or civil records. As NGI evolves, this field will be used for new and updated criminal and civil numbers (FNU and CRN). As FBI (2.014) will take over the purpose of this field, this field will be retired in the next version of this standard.

ULF 2.083 – Unsolved Latent File. <ebts:TransactionUnsolvedLatentFileIndicator>

This one-character alpha field is used to designate whether a latent image or features record in a search should be added to the Unsolved Latent File. Submit a “Y” for yes. If negative, submit “N”. If the field is omitted, the default behavior will be “Y”. For XML encoding, this field is represented as a Boolean value.

ULR 2.2034 – Unsolved Latent Retained. <ebts:RecordLatentRetentionIndicator> (NGI Increment 3)

This field is used in a Biometric Decision (BDEC) when the decision is a positive identification and the user requests that the unsolved record be retained in the unsolved file. A value of “Y” indicates that the latent record should be retained in the ULF. No value or a value of “N” indicates that the user does not want the unsolved record retained.

WGT 2.029 – Weight. <nc:PersonWeightMeasure> <nc:MeasurePointValue>

In this field, the subject's weight in pounds is entered. If weight is unknown, 000 is entered. All weights in excess of 499 pounds will be set to 499 lbs. WGT must be in the range 050 to 499 lbs. (however, there is no minimum range limit for missing persons or unknown persons).

WTR 2.030 – Weight Range. <nc:PersonWeightMeasure> <nc:MeasureRangeValue>

If a range of weight is given, it shall be expressed as two three-digit numbers indicating the minimum and maximum weights (in pounds) of the subject. There shall be no separator character used between the weights. WTR must be in the range 050 to 499 lbs. (however, there is no minimum range limit for missing persons or unknown persons).

Table C-1 Field Edit Specifications for Type-2 Elements

Identifier	Field Number	Field Name	Character	Field Size ⁹ (not including Character Separators)		Occurrence Count		Example	Comments/Special Characters
				Min	Max	Min	Max		
LEN	2.001	LOGICAL RECORD LENGTH	N	2	7	1	1	2.001:909<GS>	
IDC	2.002	INFORMATION DESIGNATION CHARACTER	N	2	2	1	1	2.002:00<GS>	
FFN	2.003	FBI FILE NUMBER	N	10	10	0	1	2.003:2537597861<GS>	
RET	2.005	RETENTION CODE	A	1	1	1	1	2.005:Y<GS>	
ATN	2.006	ATTENTION INDICATOR	ANS	3	30	0	1	2.006:SA J Q DOE, RM 11867<GS>	Any printable 7-bit ASCII character with the exception of the period is allowed.
SCO	2.007	SEND COPY TO	ANS	9	19	0	9	2.007:NY030025P<GS>	Any printable 7-bit ASCII character is allowed.
OCA	2.009	ORIGINATING AGENCY CASE NUMBER	ANS	1	20	0	1	2.009:Q880312465<GS>	Any printable 7-bit ASCII character is allowed with the exception of the period (.).
CIN	2.010	CONTRIBUTOR CASE IDENTIFIER NUMBER	SET			1	5	2.010:INCIDENT NUMBER<US>1963BRT715<GS>	Any printable 7-bit ASCII character is allowed.
CIN_PRE	2.010A	CONTRIBUTOR CASE PREFIX (CIN_PRE)	ANS	1	24				
CIN_ID	2.010B	CONTRIBUTOR CASE ID (CIN_ID)	ANS	1	24				
CIX	2.011	CONTRIBUTOR CASE IDENTIFIER EXTENSION	N	2	4	1	5	2.011:23<GS>	
FBI	2.014	FBI NUMBER	AN	1	9	0	1000	2.014:62760NY12<GS>	
SID	2.015	STATE IDENTIFICATION NUMBER	ANS	3	10	0	1000	2.015:NY12345678<GS>	NY, OR, and PA may use a hyphen in the last position
SOC	2.016	SOCIAL SECURITY ACCOUNT NUMBER	N	9	9	0	4	2.016:220565855<GS>	
MNU	2.017	MISCELLANEOUS IDENTIFICATION NUMBER	ANS	4	15	0	4	2.017:PP-1234567890P<GS>	A hyphen is allowed as a special character
NAM	2.018	NAME	AS	3	30	1	1	2.018:JONES, ANTHONY P<GS>	Commas, hyphens and blanks are all allowed as special characters.
AKA	2.019	ALIASES	AS	3	30	0	10	2.019:JONES, TONY<RS>JONES, A P<GS>	Hyphens, commas, and blanks are all allowed as special characters.
POB	2.020	PLACE OF BIRTH	A	2	2	1	1	2.020:VA<GS>	
CTZ	2.021	COUNTRY OF CITIZENSHIP	A	2	2	0	1	2.021:US<GS>	
DOB	2.022	DATE OF BIRTH	N	8	8	0	5	2.022:19790815<GS>	
AGR	2.023	AGE RANGE	N	4	4	0	1	2.023:1619<GS>	Estimated age range entered using a pair of two digit numbers
SEX	2.024	SEX	A	1	1	1	1	2.024:M<GS>	
RAC	2.025	RACE	A	1	1	1	1	2.025:W<GS>	
SMT	2.026	SCARS, MARKS, AND TATTOOS	A	3	10	0	10	2.026:MISS L TOE<GS>	Blanks are allowed as special characters.
HGT	2.027	HEIGHT	AN	3	3	1	1	2.027:601<GS>	
HTR	2.028	HEIGHT RANGE	AN	6	6	0	1	2.028:508603<GS>	
WGT	2.029	WEIGHT	N	3	3	1	1	2.029:182<GS>	
WTR	2.030	WEIGHT RANGE	N	6	6	0	1	2.030:175190<GS>	
EYE	2.031	COLOR EYES	A	3	3	1	1	2.031:BLU<GS>	
HAI	2.032	HAIR COLOR	A	3	3	1	1	2.032:BRO<GS>	
FPC	2.033	NCIC FINGERPRINT CLASSIFICATION	AN	20	20	0	1	2.033:AAXXP158PMXM62POTTDI<GS>	
PAT	2.034	PATTERN LEVEL CLASSIFICATIONS	SET			0	10	2.034:01<US>WU<RS>02<US>LS<RS>03<US>LS<RS>04<US>LS<RS>05<US>LS<RS>06<US>RS<RS>07<US>RS<RS>08<US>LS<RS>09<US>RS<RS>10<US>RS<RS>	
FGP	2.034A	FINGER NUMBER (FGP)	N	2	2	1	1		
PATCL	2.034B	PATTERN CLASSIFICATION CODE (PATCL)	A	2	2	1	1		

⁹ Field size includes only the number of bytes for the value in the field.

Table C-1 Field Edit Specifications for Type-2 Elements

Identifier	Field Number	Field Name	Character	Field Size ⁹ (not including Character Separators)		Occurrence Count		Example	Comments/Special Characters
				Min	Max	Min	Max		
PPA	2.035	PALM PRINTS AVAILABLE INDICATOR	A	1	1	0	1	2.035:Y<GS>	
PHT	2.036	PHOTO AVAILABLE INDICATOR	A	1	1	0	1	2.036:Y<GS>	
RFP	2.037	REASON FINGERPRINTED	ANS	1	75	1	1	2.037:CONSIDERING FOR EMPLOYMENT<GS>	Commas, blanks, dashes, hyphens, and slashes are all allowed as special characters
DPR	2.038	DATE PRINTED	N	8	8	1	1	2.038:19950324<GS>	
EAD	2.039	EMPLOYER AND ADDRESS	ANS	1	120	0	1	2.039:ACE CONSTRUCTION COMPANY,327 MAPLE AVE, BUFFALO,NY<GS>	Any printable 7-bit ASCII character is allowed.
OCP	2.040	OCCUPATION	ANS	1	50	0	1	2.040:PLUMBER<GS>	Any printable 7-bit ASCII character is allowed.
RES	2.041	RESIDENCE OF PERSON FINGERPRINTED	ANS	1	120	0	1	2.041:5021 OAK LEAF DRIVE, BUFFALO NY, USA., 14221<GS>	Any printable 7-bit ASCII character is allowed.
MIL	2.042	MILITARY CODE	A	1	1	0	1	2.042:M<GS>	
TSR	2.043	TYPE OF SEARCH REQUESTED	A	1	1	0	1	2.043:P<GS>	
GEO	2.044	GEOGRAPHICAL AREA OF SEARCH	A	2	2	0	5	2.044:MD<GS>	
DOA	2.045	DATE OF ARREST	N	8	8	1	1	2.045:19950324<GS>	
DOS	2.046	DATE OF ARREST-SUFFIX	A	1	1	0	1	2.046:L<GS>	
ASL	2.047	ARREST SEGMENT LITERAL	SET			1	40	2.047:DUI<RS>19940920<US>POSSESSION OF FIREARMS<GS>	Any printable 7-bit ASCII character is allowed.
DOO	2.047A	DATE OF OFFENSE (DOO)	N	8	8	0	1		
AOL	2.047B	ARREST OFFENSE LITERAL (AOL)	ANS	1	300	1	1		Any printable 7-bit ASCII character is allowed.
CSR	2.048	CIVIL SEARCH REQUESTED INDICATOR	A	1	1	0	1	2.048:Y<GS>	
EID	2.049	EMPLOYEE IDENTIFICATION NUMBER	AN	1	10	0	1	2.049:USSS123456<GS>	
CSL	2.051	COURT SEGMENT LITERAL	SET			0	40	2.051:19940930<US>DUI<US>5 DAYS JAIL, PAY COURT COSTS<RS>19940930<US>POSSESSION OF FIREARMS<US>10 DAYS JAIL, PAY COURT COSTS, \$50<GS>	Any printable 7-bit ASCII character is allowed.
CDD	2.051A	COURT DISPOSITION DATE (CDD)	N	8	8	0	1		
COL	2.051B	COURT OFFENSE LITERAL (COL)	ANS	1	300	1	1		Any printable 7-bit ASCII character is allowed.
CPL	2.051C	OTHER COURT SENTENCE PROVISION LITERAL (CPL)	ANS	1	300	0	1		Any printable 7-bit ASCII character is allowed.
*tbd	2.052	REQUEST FOR RAP BACK SERVICE (Future Capability)	N	1	1	0	0	2.052:1<GS>	
OFC	2.053	OFFENSE CATEGORY	N	1	1	0	1	2.053:1<GS>	
SSD	2.054	CUSTODY OR SUPERVISORY STATUS - START DATE	N	8	8	0	1	2.054:19940930<GS>	
SLE	2.055	CUSTODY OR SUPERVISORY STATUS LITERAL	ANS	1	300	0	1	2.055:RELEASED BY COURT ORDER,19940930<GS>	Any printable 7-bit ASCII character is allowed. . First character must not be blank.
ICO	2.056	IDENTIFICATION COMMENTS	ANS	1	50	0	1	2.056:ARMED AND DANGEROUS<GS>	Any printable 7-bit ASCII character is allowed.
FNR	2.057	FINGER NUMBER(S) REQUESTED	N	2	2	0	13	2.057:01<RS>06<RS>10<GS>	
SRF	2.059	SEARCH RESULTS FINDINGS	A	1	1	1	1	2.059:N<GS>	
MSG	2.060	STATUS/ERROR MESSAGE	ANS	1	300	1	11	2.060:MATCH MADE AGAINST SUBJECTS FINGERPRINTS ON 05/01/94. PLEASE NOTIFY SUBMITTING STATE IF MATCH RESULTS<GS>	Any printable 7-bit ASCII character is allowed.
CST	2.061	CASE TITLE	ANS	1	50	1	1	2.061:ARMED ROBBERY FIRST COUNTY<GS>	Any printable 7-bit ASCII character is allowed.

Table C-1 Field Edit Specifications for Type-2 Elements

Identifier	Field Number	Field Name	Character	Field Size ⁹ (not including Character Separators)		Occurrence Count		Example	Comments/Special Characters
				Min	Max	Min	Max		
IMT	2.062	IMAGE TYPE (IF TYPE -7 or 13 IMAGES)	N	1	2	1	1000	2.062:1<RS>2<RS>3<RS>4<RS>5<GS>	
PTD	2.063	PERSON TYPE DESIGNATOR	A	1	1	1	1	2.063:S<GS>	
CAN	2.064	CANDIDATE LIST	SET			0	99 ¹⁰	2.064:273849CA2<US>BROWN,JOHN D<RS>83625NY<US>COLLINS,TERRY G<GS>	Commas, hyphens, or blanks are all allowed as special characters.
UCN	2.064A	UNIVERSAL CONTROL (UCN) NUMBER	AN	1	9				
NAM	2.064B	NAME (NAM)	AS	3	30				Commas, hyphens, or blanks are all allowed as special characters.
RSR	2.065	REPOSITORY STATISTICS RESPONSE	ANS	1	96,000	1	1	2.065:(ASCII TEXT DATA)<GS>	Period (as decimal point), Tab (as field delimiter), Newline (as record separator)
IMA	2.067	IMAGE CAPTURE EQUIPMENT	SET			0	1	2.067:DBI<US>1134<US>12345<GS>	Any printable 7-bit ASCII character is allowed.
MAK	2.067A	ORIGINATING FINGERPRINT READING SYSTEM MAKE (MAK)	ANS	1	25	1	1		Any printable 7-bit ASCII character is allowed.
MODL	2.067B	ORIGINATING FINGERPRINT READING SYSTEM MODEL (MODL)	ANS	1	25	1	1		Any printable 7-bit ASCII character is allowed.
SERNO	2.067C	ORIGINATING FINGERPRINT READING SYSTEM SERIAL NUMBER (SERNO)	ANS	1	50	1	1		Any printable 7-bit ASCII character is allowed.
RAP	2.070	REQUEST FOR ELECTRONIC RAP SHEET	A	1	1	0	1	2.070:Y<GS>	
ACN	2.071	ACTION TO BE TAKEN	ANS	0	300	0	1	2.071:IF NON-IDENT, SUBMIT TO UNSOLVED LATENT FILE<GS>	Commas, hyphens, ampersands, slashes, number signs, and blanks are all allowed as special characters.
FIU	2.072	FINGERPRINT IMAGE(S) UPDATED	AN	1	2	1	13	2.072:01<US>02<US>05<US>07<US>08<US>11<US>13<GS>	
CRI	2.073	CONTROLLING AGENCY IDENTIFIER	ANS	9	9	1	3	2.073:NY0303000<GS>	
FGP	2.074	FINGER POSITION	N	2	2	0	99	2.074:01<RS>02<RS>03<RS>04<RS>05<RS>06<RS>07<RS>08<RS>09<RS>10<GS>	
ERS	2.075	ELECTRONIC RAP SHEET	ANS	4	200,000	0	1	2.075:<rap sheet example here><GS>	Any printable 7-bit ASCII character is allowed.
PRI	2.076	PRIORITY	N	1	1	1	1	2.076:1<GS>	
PEN	2.078	PENETRATION QUERY RESPONSE	N	2	2	1	1	2.078:10<GS>	
NCR	2.079	NUMBER OF CANDIDATES' RETURNED	N	1	2	0	1	2.079:10<GS>	
EXP	2.080	RESPONSE EXPLANATION	ANS	1	50	0	1	2.080:PHOTO NOT FOUND FOR SPECIFIED DOA DOS<GS>	Any printable 7-bit ASCII character is allowed.
UCN	2.081	UNIVERSAL CONTROL NUMBER (Future Capability)	AN	9	9	0	0	2.081: 410530890<GS>	Field will be retired in next version.
REC	2.082	RESPONSE CODE	A	1	1	1	1	2.082:Y<GS>	
ULF	2.083	UNSOLVED LATENT FILE	A	1	1	0	1	2.083:Y<FS>	
AMP	2.084	AMPUTATED OR BANDAGED	SET			0	13	2.084:03<US>XX<RS>09<US>UP<GS>	
FGP	2.084A	FINGER NUMBER (FGP)	N	2	2				
AMPCD	2.084B	AMPUTATED OR BANDAGED CODE (AMPCD)	A	2	2				SR can only be entered by an ITN/FBI Service Provider
CRN	2.085	CIVIL RECORD NUMBER	AN	9	9	0	1	2.085:V12345678<GS>	
SCNA	2.086	AFIS SEGMENT CONTROL NUMBER	AN	1	10	0	1	2.086:3124<GS>	
TAA	2.087	TREAT AS ADULT	A	1	1	0	1	2.087:Y<GS>	
NOT	2.088	NOTE FIELD	ANS	1	1,000	0	1	2.088:NOTE<GS>	Any printable 7-bit ASCII character is allowed.
MSC	2.089	MATCHSCORE	N	1	6	0	99	2.089:1200<GS>	

¹⁰ Tenprint transactions have a limit of 25 and Latent transactions have a limit of 100

Table C-1 Field Edit Specifications for Type-2 Elements

Identifier	Field Number	Field Name	Character	Field Size ⁹ (not including Character Separators)		Occurrence Count		Example	Comments/Special Characters
				Min	Max	Min	Max		
RCD1	2.091	RIDGE CORE DELTA ONE FOR SUBPATTERN CLASSIFICATION	SET			10	10	2.091:01<US>13<RS>02<US>6<RS>03<US>11<RS>04<US>10<RS>05<US>11<RS>06<US>11<RS>07<US>12<RS>08<US>10<RS>09<US>13<RS>10<US>11<GS>	
FGP	2.091A	FINGER NUMBER (FGP)	N	2	2	1	1		
RCN1	2.091B	RIDGE COUNT NUMBER 1 (RCN1)	N	1	2	1	1		
RCD2	2.092	RIDGE CORE DELTA TWO FOR SUBPATTERN CLASSIFICATION	SET			0	10	2.092:01<US>10<RS>02<US>0<RS>03<US>0<RS>04<US>0<RS>05<US>0<RS>06<US>0<RS>07<US>0<RS>08<US>0<RS>09<US>0<RS>10<US>0<GS>	
FGP	2.092A	FINGER NUMBER (FGP)	N	2	2	1	1		
RCN2	2.092B	RIDGE COUNT NUMBER 2 (RCN2)	N	1	2	1	1		
SPCN	2.093	SPECIAL POPULATION COGNIZANT FILE NUMBER (Future Capability)	AN	3	20	0	0	2.093:SLC1031234<GS>	
CCN	2.094	COURT CASE NUMBER (Future Capability)	ANS	1	20	0	0	2.094:NY123456789<GS>	Any printable 7-bit ASCII character except period is allowed. Embedded blanks are not allowed. CCN must not begin with a blank.
RFR	2.095	REQUEST FEATURES RECORD (NGI Increment 3)	A	1	1	0	1	2.095:Y<GS>	
RPR	2.096	REQUEST PHOTO RECORD	A	1	1	0	1	2.096:Y<GS>	
NDR	2.098	NAME OF DESIGNATED REPOSITORY	N	1	3	0	10	2.098:1<GS>	
SAN	2.099	STATE ARREST NUMBER (Future Capability)	ANS	0	20	0	1	2.099:NY123456789<GS>	Any printable 7-bit ASCII character is allowed. except period (.). Embedded blanks not permitted. Must not begin with blank.
NAM1	2.2001	NAME-ONE (Future Capability)	AS	1	50	0	0	2.2001:SMITH<GS>	Any 7-bit non-Ctrl character
NAM2	2.2002	NAME-TWO (Future Capability)	AS	1	50	0	0	2.2002:BRIAN<GS>	Any 7-bit non-Ctrl character
NAM3	2.2003	NAME-THREE (Future Capability)	AS	1	50	0	0	2.2003:DAVID<GS>	Any 7-bit non-Ctrl character
NAM4	2.2004	NAME-FOUR (Future Capability)	AS	1	50	0	0	2.2004:MAHFOUZ<GS>	Any 7-bit non-Ctrl character
NAM5	2.2005	NAME-FIVE (Future Capability)	AS	1	50	0	0	2.2005:al ARABI<GS>	Any 7-bit non-Ctrl character
CSF	2.2006	CASCADED SEARCH FLAG (Future Capability)	A	2	2	0	0	2.2006:CR<GS>	
SDOB	2.2007	SUBMITTED DATE OF BIRTH (Future Capability)	N	8	8	0	0	2.2007:10470123<GS>	
SNAM	2.2008	SUBMITTED NAME (Future Capability)	AS	3	30	0	0	2.2008:JONES, ANTHONY P<GS>	Commas, hyphens and blanks are all allowed as special characters.
PTY	2.2009	PHOTO TYPE (Future Capability)	N	1	1	0	0	2.2009:1<GS>	
NIR	2.2010	NUMBER OF IMAGES REQUESTED (NGI Increment 3)	N	0	2	0	1	2.2010:2<GS>	
*tbd	2.2011	RAP BACK VERIFICATION STATUS (Future Capability)	A	1	1	0	0	2.2011:Y<GS>	
IIR	2.2012	IRIS IMAGES REQUESTED (Future Capability)	N	1	1	0	0	2.2012:0<GS>	
DMI	2.2013	DISPOSITION MAINTENANCE INDICATOR (Future Capability)	A	1	1	0	0	2.2013:A<GS>	
*tbd	2.2014	RAP BACK ELIGIBILITY (Future Capability)	A	1	1	0	0	2.2014:Y<GS>	
*tbd	2.2015	RAP BACK EXPIRATION DATE (Future Capability)	N	8	8	0	0	2.2015:20100101<GS>	
DNAF	2.2016	DNA FLAG (Future Capability)	A	1	1	0	0	2.2016:N<GS>	
DORI	2.2017	DNA LOCATION (Future Capability)	AN	9	9	0	0	2.2017:TX9876543<GS>	
DNAC	2.2018	DNA IN CODIS FLAG (Future Capability)	N	1	1	0	0	2.2018:Y<FS>	
SEAL	2.2019	SEAL ARREST FLAG (Future Capability)	A	1	1	0	0	2.2019:N<GS>	
*tbd	2.2020	RAP BACK RECIPIENT (Future Capability)	ANS	9	9	0	0	2.2020:NY0303000<GS>	
IFS	2.2021	IDENTIFICATION FIREARMS SALES (Future Capability)	A	1	1	0	0	2.2021:D<GS>	

Table C-1 Field Edit Specifications for Type-2 Elements

Identifier	Field Number	Field Name	Character	Field Size ⁹ (not including Character Separators)		Occurrence Count		Example	Comments/Special Characters
				Min	Max	Min	Max		
CIDN	2.2022	CONTRIBUTOR ASSIGNED IDENTIFICATION NUMBER	AN	10	10	0	1	2.2022:CINR12345<GS>	
SII	2.2023	SUPPLEMENTARY IDENTITY INFORMATION	ANS	4	10,000	0	1	2.2023:<sample SII content><GS>	Any printable 7-bit ASCII character is allowed.
HTI	2.2024	HIT TYPE INDICATOR	A	1	10	0	1	2.2024:RISC<GS>	
GEO_TIME	2.2025	GEOGRAPHIC COORDINATE DATE TIME STAMP (Future Capability)	AN	15	15	0	0	2.305:201002041400500z<GS>	
GEO_CORD	2.2026	GEOGRAPHIC COORDINATE LOCATION (Future Capability)	SET			0	1	2.306:43<US>02<US>55<US>123<US>14<US>35<GS>	
LATD	2.2026A	LATITUDE DEGREE (Future Capability)	NS	1	9	1	1		Period, Plus, Hyphen
LATM	2.2026B	LATITUDE MINUTE (Future Capability)	NS	1	8	0	1		Period
LATS	2.2026C	LATITUDE SECOND (Future Capability)	NS	1	8	0	1		Period
LOND	2.2026D	LONGITUDE DEGREE (Future Capability)	NS	1	10	1	1		Period, Plus, Hyphen
LONM	2.2026E	LONGITUDE MINUTE (Future Capability)	NS	1	8	0	1		Period
LONS	2.2026F	LONGITUDE SECOND (Future Capability)	NS	1	8	0	1		Period
DATUM_ID	2.2027	GEOGRAPHIC COORDINATE DATUM (Future Capability)	ANS	4	13	0	1	2.307:AIRY<GS>	Slash, Hyphen
BID	2.2028	BIOMETRIC IMAGE DESCRIPTION (NGI Increment 3)	SET			0	1000		
FBI/UCN	2.2028A	FBI NUMBER/UCN (NGI Increment 3)	AN	1	9				
IMT	2.2028B	IMAGE TYPE (NGI Increment 3)	N	1	2				
BSI	2.2028C	BIOMETRIC SET IDENTIFIER (NGI Increment 3)	N	4	24				
FNR	2.2028D	FINGER NUMBER REQUESTED (NGI Increment 3)	N	2	2				
PPD	2.2028E	PRINT POSITION DESCRIPTOR (NGI Increment 3)	AN	5	5				
BSI	2.2029	BIOMETRIC SET IDENTIFIER (NGI Increment 3)	N	4	24	0	1,000	2.2029:9283463<GS>	
PPD	2.2030	PRINT POSITION DESCRIPTOR (NGI Increment 3)	SET			0	1	2.3030:02<US>FV1<GS>	
FGP	2.2030A	FRICTION RIDGE GENERALIZED POSITION (NGI Increment 3)	N	1	2				
FIC	2.2030B	FINGER IMAGE CODE (NGI Increment 3)	AN	3	3				
BIA	2.2031	BIOMETRIC IMAGE AVAILABLE (NGI Increment 3)	N	1	2	0	1	2.23031:13<GS>	
ATR	2.2032	AUDIT TRAIL RECORD (NGI Increment 3)	SET			0	100		
ORI	2.2032A	ORIGINATING AGENCY IDENTIFIER (NGI Increment 3)	AN	9	9				
DAT	2.2032B	DATE OF DISSEMINATION (NGI Increment 3)	N	8	8				
TOT	2.2032C	TOT OF DISSEMINATION (NGI Increment 3)	A	3	5				
BSI	2.2032D	BIOMETRIC SET IDENTIFIER DISSEMINATED (NGI Increment 3)	N	4	24				
IMT	2.2032E	IMAGE TYPE DISEMINATED (NGI Increment 3)	N	1	2				
FNR	2.2032F	FRICTION RIDGE POSITION REQUESTED (NGI Increment 3)	N	2	2				
PPD	2.2032G	PRINT POSITION DESCRIPTION (NGI Increment 3)	AN	6	7				
CNL	2.2033	CANDIDATE INVESTIGATIVE LIST (NGI Increment 3)	SET			0	99		
UCN	2.2033A	FBI NUMBER/UCN (NGI Increment 3)	AN	1	9				
NAM	2.2033B	MASTER NAME (NGI Increment 3)	ANS	3	50				
BSI	2.2033C	BIOMETRIC SET IDENTIFIER (NGI Increment 3)	N	4	24				
IMT	2.2033D	IMAGE TYPE (NGI Increment 3)	N	1	2				
FGP	2.2033E	FRICTION RIDGE GENERALIZED POSITION (NGI Increment 3)	N	2	2				
PPD	2.2033F	PRINT POSITION DESCRIPTOR (NGI Increment 3)	AN	5	5				
MSC	2.2033G	MATCH SCORE (NGI Increment 3)	N	1	6				

Table C-1 Field Edit Specifications for Type-2 Elements

Identifier	Field Number	Field Name	Character	Field Size ⁹ (not including Character Separators)		Occurrence Count		Example	Comments/Special Characters
				Min	Max	Min	Max		
BIA	2.2033H	BIOMETRIC IMAGE AVAILABLE (NGI Increment 3)	N	1	2				
NDR	2.2033I	NAME OF DESIGNATED REPOSITORY (Future Capability)	NS	1	400				SPC values only separated by commas
IDC	2.2033J	INFORMATION DESIGNATION CHARACTER (NGI Increment 3)	N	1	2				
NOT	2.2033K	NOTE FIELD (NGI Increment 3)	ANS	1	1000				
ULR	2.2034	UNSOLVED LATENT RETAINED (NGI Increment 3)	A	1	1	0	1	2.2034:Y<GS>	
EVI	2.2035	EVENT IDENTIFIER (Future Capability)	N	4	24	0	0		

Table C-2 Type-2 Record Hierarchical Model for XML Encoding

Element Tag	XML Representation	Min	Max
	<itl:PackageDescriptiveTextRecord>	1	*
RCC	<ansi-nist:RecordCategoryCode>	1	1
IDC 2.002	<ansi-nist:ImageReferenceIdentification>	1	1
	<nc:IdentificationID>		
	<itl:UserDefinedDescriptiveDetail>	1	1
	<ebts:DomainDefinedDescriptiveFields>	1	1
RET 2.005	<ansi-nist:RecordRetentionIndicator>	1	1
SCO 2.007	<ansi-nist:RecordForwardOrganizations>	0	1
	<nc:OrganizationIdentification>	1	9
	<nc:IdentificationID>		
RAP 2.070	<ansi-nist:RecordRapSheetRequestIndicator>	0	1
ATN 2.006	<nc:CaveatText>	0	1
IMT 2.062	<ebts:RecordBiometricImageCategoryCode>	0	1000
IMA 2.067	<ebts:RecordImageCaptureDetail>	0	1
MAK 2.067A	<ansi-nist:CaptureDeviceMakeText>	1	1
MODL 2.067B	<ansi-nist:CaptureDeviceModelText>	1	1
SERNO 2.067C	<ansi-nist:CaptureDeviceSerialNumberText>	1	1
*PTY 2.2009	<ansi-nist:ImageCategoryCode>	0	1
	<ebts:RecordBiometricCaptureGeoLocation>	0	1
*GEO_TIME 2.2025	<ansi-nist:TransactionUTCDate>	1	1
	<nc:DateTime>		
*GEO_CORD 2.2026	<nc:GeographicCoordinateLatitude>	1	1
*LATD 2.2026A	<nc:LatitudeDegreeValue>	1	1
*LATM 2.2026B	<nc:LatitudeMinuteValue>	0	1
*LATS 2.2026C	<nc:LatitudeSecondValue>	0	1
	<nc:GeographicCoordinateLongitude>	1	1
*LOND 2.2026D	<nc:LongitudeDegreeValue>	1	1
*LONM 2.2026E	<nc:LongitudeMinuteValue>	0	1

Table C-2 Type-2 Record Hierarchical Model for XML Encoding

Element Tag	XML Representation	Min	Max
*LONS 2.2026F	<nc:LongitudeSecondValue>	0	1
*DATUM_ID 2.2027	<ebts:GeographicCoordinateDatumCode>	1	1
ULR 2.2034	<ebts:RecordLatentRetentionIndicator>	0	1
NDR 2.098	<ebts:RecordFBIRepositoryCode>	0	10
ITD 2.058	<ebts:RecordImageRecordCategoryRequestCode>	0	1
NIR 2.2010	<ebts:RecordImagesRequestedQuantity>	0	1
*IIR 2.2012	<ebts:RecordIrisImagesRequestedCode>	0	1
*CSF 2.2006	<ebts:RecordCascadedSearchCode>	0	1
RFR 2.095	<ebts:RecordFeaturesRequestIndicator>	0	1
RPR 2.096	<ebts:RecordPhotoRequestIndicator>	0	1
*TBD 2.2014	<ebts:RecordRapBackEligibilityIndicator>	0	1
*TBD 2.2015	<ebts:RecordRapBackExpirationDate>	0	1
	<nc:Date>		
*TBD 2.2020	<ebts:RecordRapBackOwnerOrganization>	0	3
	<nc:OrganizationIdentification>	1	1
	<nc:IdentificationID>		
*TBD 2.052	<ebts:RecordRapBackRequestCode>	0	1
*TBD 2.2011	<ebts:RecordRapBackVerificationIndicator>	0	1
*SPCN 2.093	<ebts:RecordSpecialPopulationCognizantFileIdentification>	0	100
	<nc:IdentificationID>		
	<ebts:RecordTransactionData>	0	1
MIL 2.042	<ansi-nist:TransactionSubmissionMilitaryCode>	0	1
EID 2.049	<ansi-nist:TransactionUserIdentification>	0	1
	<nc:IdentificationID>		
CFS 2.077	<ebts:TransactionCancelFingerprintSearchID>	0	200
CSR 2.048	<ebts:TransactionCivilSearchRequestIndicator>	0	1
NOT 2.088	<ebts:TransactionDescriptionText>	0	1
*DMI 2.2013	<ebts:TransactionDispositionMaintenanceCode>	0	1

Table C-2 Type-2 Record Hierarchical Model for XML Encoding

Element Tag	XML Representation	Min	Max
ETC 2.069	<ebts:TransactionEstimatedCompletionMinutesQuantity>	0	200
	<ebts:TransactionFingerprintImagesRequested>	0	1
FNR 2.057	<ansi-nist:FingerPositionCode>	1	13
	<ebts:TransactionFingerprintImagesUpdated>	0	1
FIU 2.072	<ansi-nist:FingerPositionCode>	1	13
**PPD 2.2030	<ebts:TransactionPrintPositionDescriptors>	0	10
	<ansi-nist:FingerPositionCode>	1	1
	<ebts:FingerImageCode>	1	1
NCR 2.079	<ebts:TransactionImagesRequestedQuantity>	0	1
	<ebts:TransactionBiometricImagesRequested>	0	1
**BID 2.2028	<ebts:BiometricImageDescription>	0	1000
FBI/UCN 2.2028A	<j:PersonFBIIdentification>	0	
	<nc:IdentificationID>		
IMT 2.2028B	<ebts:BiometricImageCategoryCode>	0	1
BSI 2.2028C	<ebts:BiometricSetID>	0	1
FNR 2.2028D	<ansi-nist:FrictionRidgePositionCode>	0	1
PPD 2.2028E	<ebts:PrintPositionDescriptors>	0	1
	<ansi-nist:FingerPositionCode>	1	1
	<ebts:FingerImageCode>	1	1
QDD 2.004	<ebts:TransactionQueryDepthCode>	0	1
	<ebts:TransactionResponseData>	0	1
HTI 2.2024	<ebts:TransactionHitCategoryCode>	0	1
EXP 2.080	<ansi-nist:TransactionReasonText>	0	1
ACN 2.071	<ebts:TransactionActionText>	0	1
	<ebts:TransactionAuditTrailRecordList>	0	1
**ATR 2.2032	<ebts:AuditTrailRecord>	1	100
ORI 2.2032A	<ebts:RecordReceivingAgency>	1	1
	<nc:IdentificationID>		

Table C-2 Type-2 Record Hierarchical Model for XML Encoding

Element Tag	XML Representation	Min	Max
DAT 2.2032B	<ebts:RecordDisseminationDate>	1	1
	<nc:Date>		
TOT 2.2032C	<ebts:RecordTransactionCategoryCode>	1	1
BSI 2.2032D	<ebts:BiometricSetID>	0	1
IMT 2.2032E	<ebts:BiometricImageCategoryCode>	0	1
FNR 2.2032F	<ansi-nist:FrictionRidgePositionCode>	0	1
PDD 2.2032G	<ebts:PrintProbablePositionDescriptors>	0	1
	<ansi-nist:FingerPositionCode>	1	1
	<ansi-nist:MajorCasePrintCode>	1	1
**CNL 2.2033	<ebts:TransactionCandidateList>	0	1
	<ebts:Candidate>	1	99
FBI/UCN 2.2033A	<j:PersonFBIIdentification>	1	1
	<nc:IdentificationID>		
NAM 2.2033B	<ebts:PersonName>	0	1
	<nc:PersonGivenName>		
	<nc:PersonMiddleName>		
	<nc:PersonSurName>		
BSI 2.2033C	<ebts:BiometricSetID>	0	1
IMT 2.2033D	<ebts:RecordBiometricImageCategoryCode>	0	1
FGP 2.2033E	<ansi-nist:FrictionRidgePositionCode>	0	1
PPD 2.2033F	<ebts:PrintPositionDescriptors>	0	1
	<ansi-nist:FingerPositionCode>	1	1
	<ebts:FingerImageCode>	1	1
MSC 2.2033G	<ebts:CandidateMatchScoreValue>	0	1
BIA 2.2033H	<ebts:BiometricImageAvailableCode>	0	5
NDR 2.2033I	<ebts:RecordFBIRepositoryCode>	0	100
IDC 2.2033J	<ansi-nist:ImageReferenceIdentification>	0	1
	<nc:IdentificationID/>		

Table C-2 Type-2 Record Hierarchical Model for XML Encoding

Element Tag	XML Representation	Min	Max
NOT 2.2033K	<ebts:ORIPointOfContactText>	0	1
PEN 2.078	<ebts:TransactionPenetrationQueryResponsePercent>	0	1
RSR 2.065	<ebts:TransactionRepositoryResponse>	0	1
	<ebts:TransactionRepositoryResponseRecord>	0	*
	<ebts:RepositoryParameterText>	1	1
	<ebts:RepositoryParameterValueText>	1	1
	<ebts:RepositoryCriminalParameterPercent>	1	1
	<ebts:RepositoryCivilParameterPercent>	1	1
	<ebts:RepositoryCombinedParameterPercent>	1	1
REC 2.082	<ebts:TransactionResponseIndicator>	0	1
SRF 2.059	<ebts:TransactionSearchResultsCode>	0	1
MSG 2.060	<ebts:TransactionStatusText>	0	11
SII 2.2023	<ebts:TransactionSupplementaryIdentityInformationText>	0	1
ERS 2.075	<ebts:TransactionElectronicRapSheetText>	0	1
GEO 2.044	<ebts:TransactionSearchAreaCode>	0	5
PRI 2.076	<ebts:TransactionSearchPriorityCode>	0	1
TSR 2.043	<ebts:TransactionSearchRequestCategoryCode>	0	1
ULF 2.083	<ebts:TransactionUnsolvedLatentFileIndicator>	0	1
	<ebts:RecordActivity>	0	1
DOA 2.045	<nc:ActivityDate>	0	1
	<nc:Date>		
RFP 2.037	<nc:ActivityReasonText>	0	1
*EVI 2.2035	<ebts:EnrollmentEventID>	0	1
OCA 2.009	<nc:CaseTrackingID>	0	1
ICO 2.056	<j:SubjectOffenderNoticeText>	0	1
ASL 2.047	<j:Arrest>	0	40
DOO 2.047A	<nc:ActivityDate>	0	1
	<nc:Date>		
AOL 2.047B	<ebts:ChargeText>	1	1

Table C-2 Type-2 Record Hierarchical Model for XML Encoding

Element Tag	XML Representation	Min	Max
CSL 2.051	<j:ArrestCharge>	0	1
	<j:ChargeDisposition>		
	<j:ChargeDispositionCondition>		
COL 2.051B	<ebts:ChargeText>	1	1
CDD 2.051A	<nc:ConditionSetDate>	0	1
	<nc:Date>		
CPL 2.051C	<j:ChargeDispositionOtherText>	0	1
	<j:ArrestRelease>	0	1
SSD 2.054	<nc:ActivityDate>	1	1
	<nc:Date>		
SLE 2.055	<nc:ActivityStatus>	1	1
	<nc:StatusText>	1	1
*SAN 2.099	<j:ArrestSequenceID>	0	1
	<nc:IdentificationID>		
*CCN 2.094	<j:CourtEventSequenceID>	0	1
	<nc:IdentificationID>		
DOS 2.046	<ebts:ArrestDateSuffixCode>	0	1
*SEAL 2.2019	<ebts:ArrestSealIndicator>	0	1
CRI 2.073	<ebts:RecordControllingAgency>	0	3
	<nc:OrganizationIdentification>		
	<nc:IdentificationID>		
SCNA 2.086	<ebts:AFISSegmentControllID>	0	1
BSI 2.2029	<ebts:BiometricSetID>	0	1000
CST 2.061	<nc:CaseTitleText>	0	1
CRN 2.085	<ebts:CivilRecordIdentification>	0	1
	<nc:IdentificationID>		
CIN 2.010	<ebts:ContributorCaseIdentificationNumber>	0	5
CIN_PRE 2.010A	<ebts:ContributorCasePrefixIdentification>	1	1
	<nc:IdentificationCategoryText/>		

Table C-2 Type-2 Record Hierarchical Model for XML Encoding

Element Tag	XML Representation	Min	Max
CIN_ID 2.010B	<ebts:ContributorCaseIdentification>	1	1
	<nc:IdentificationID>		
CIX 2.011	<ebts:ContributorCaseExtensionIdentification>	1	1
	<nc:IdentificationID>		
FFN 2.003	<ebts:FBIFileNumber>	0	1
	<nc:IdentificationID>		
	<ebts:FBI Latent Case Identification>	0	1
LCN 2.012	<ebts:FBI Latent Case Number>	1	1
	<nc:IdentificationID>		
LCX 2.013	<ebts:FBI Latent Case Number Extension>	1	1
	<nc:IdentificationID>		
CIDN 2.2022	<ebts:ContributorAssignedIdentificationNumber>	0	1
	<nc:IdentificationID>		
OFC 2.053	<ebts:OffenseCategoryCode>	0	1
	<ebts:RecordSubject>	0	1
AGR 2.023	<nc:PersonAgeMeasure>	0	1
	<nc:MeasureRangeValue>		
	<nc:RangeMinimumValue>		
	<nc:RangeMaximumValue>		
AKA 2.019	<ebts:PersonAlternateName>	0	10
	<nc:PersonGivenName>		
	<nc:PersonMiddleName>		
	<nc:PersonMiddleName>		
DOB 2.022	<nc:PersonBirthDate>	0	5
	<nc:Date>		
CTZ 2.021	<ebts:PersonCitizenshipCode>	0	1
EYE 2.031	<nc:PersonEyeColorCode>	0	1
HAI 2.032	<ebts:PersonHairColorCode>	0	1

Table C-2 Type-2 Record Hierarchical Model for XML Encoding

Element Tag	XML Representation	Min	Max
HGT 2.027	<nc:PersonHeightMeasure>	0	1
	<nc:MeasurePointValue>		
	<nc:MeasureUnitText>		
HTR 2.028	<nc:PersonHeightMeasure>	0	1
	<nc:MeasureRangeValue>		
	<nc:RangeMinimumValue>		
	<nc:RangeMaximumValue>		
	<nc:MeasureUnitText>		
NAM 2.018	<ebts:PersonName>	0	1
NAM 2.018/*NAM2 2.2002	<nc:PersonGivenName>		
NAM 2.018/*NAM3 2.2003	<nc:PersonMiddleName>		
NAM 2.018/*NAM1 2.2001	<nc:PersonSurName>		
*NAM4 2.2004	<ebts:PersonFourthImportanceName>		
*NAM5 2.2005	<ebts:PersonFifthImportanceName>		
MNU 2.017	<nc:PersonOtherIdentification>	0	4
	<nc:IdentificationID>	1	1
	<ebts:PersonIDCategoryCode>	1	1
SMT 2.026	<nc:PersonPhysicalFeature>	0	1
	<nc:PhysicalFeatureCategoryCode>	0	10
RAC 2.025	<nc:PersonRaceCode>	0	1
SEX 2.024	<ebts:PersonSexCode>	0	1
SOC 2.016	<nc:PersonSSNIdentification>	0	4
	<nc:IdentificationID>		
SID 2.015	<nc:PersonStateIdentification>	0	1000

Table C-2 Type-2 Record Hierarchical Model for XML Encoding

Element Tag	XML Representation	Min	Max
	<nc:IdentificationID>		
	<nc:IdentificationCategoryText>		
WGT 2.029	<nc:PersonWeightMeasure>	0	1
	<nc:MeasurePointValue>		
WTR 2.030	<nc:PersonWeightMeasure>	0	1
	<nc:MeasureRangeValue>		
	<nc:RangeMinimumValue>		
	<nc:RangeMaximumValue>		
POB 2.020	<ebts:PersonBirthPlaceCode>	0	1
*SDOB 2.2007	<ebts:PersonSubmittedBirthDate>	0	1
	<nc:Date>		
*SNAM 2.2008	<ebts:PersonSubmittedName>	0	1
	<nc:PersonGivenName>		
	<nc:PersonMiddleName>		
	<nc:PersonSurName>		
*UCN 2.081	<ebts:PersonUCNIdentification>	0	1
-	<nc:IdentificationID>		
FBI 2.014	<j:PersonFBIIdentification>	0	1000
	<nc:IdentificationID>		
*IFS 2.2021	<j:PersonFirearmSalesDisqualifiedCode>	0	1
PTD 2.063	<ebts:PersonTypeDesignatorCode>	0	1
TAA 2.087	<ebts:PersonAdultTreatmentIndicator>	0	1
PHT 2.036	<ebts:PersonDigitalImageAvailableIndicator/>	0	1
PPA 2.035	<ebts:PalmPrintAvailableIndicator>	0	1
**BIA 2.2031	<ebts:BiometricImageAvailableCode>	0	5
*DNAF 2.2016	<ebts:PersonDNAAvailableIndicator/>	0	1
*DNAC 2.2018	<ebts:BinaryCODISAvailableIndicator>	0	1
*DORI 2.2017	<nc:BiometricRepositoryOrganization>	0	1
	<nc:OrganizationIdentification>		
	<nc:IdentificationID>		

Table C-2 Type-2 Record Hierarchical Model for XML Encoding

Element Tag	XML Representation	Min	Max
	<ebts:PersonFingerprintSet>		
DPR 2.038	<nc:BiometricCaptureDate>	0	1
	<nc:Date>		
AMP 2.084	<itl:FingerprintImageFingerMissing>	0	13
FGP 2.084A	<ansi-nist:FingerPositionCode>		
AMPCD 2.084B	<itl:FingerMissingCode>		
PAT 2.034 / RCD1 2.091 /RCD2 2.092	<ebts:FingerprintImageFinger>	0	10
FGP 2.074 / 2.034A / 2.091A / 2.092A	<ansi-nist:FingerPositionCode>	1	10
FPC 2.033	<ebts:NCICFingerprintClassificationCode>	0	1
	<ebts:RidgeCoreDelta>	1	3
PATCL 2.034B	<ebts:FingerprintPatternClassificationCode>	1	1
RCN1 2.091B	<ansi-nist:RidgeCountValue>	0	1
RCN2 2.092B	<ansi-nist:RidgeCountValue>	0	1
RES 2.041	<ebts:ResidenceLocation>	0	1
	<nc:LocationAddress>		
	<nc:StructuredAddress>		
	<nc:LocationStreet>		
	<nc:StreetNumberText>		
	<nc:StreetName>		
	<nc:LocationCityName>		
	<nc:LocationStateNCICLSTACode>		
	<nc:LocationPostalCode>		
EAD 2.039	<nc:Employer>	0	1
	<nc:EntityOrganization>		
	<nc:OrganizationName>		
OCP 2.040	<nc:EmployeeOccupationText>	0	1

Table C-2 Type-2 Record Hierarchical Model for XML Encoding

Element Tag	XML Representation	Min	Max
EAD 2.039	<nc:EmploymentLocation>	0	1
	<nc:LocationAddress>		
	<nc:StructuredAddress>		
	<nc:LocationStreet>		
	<nc:StreetNumberText>		
	<nc:StreetName>		
	<nc:LocationCityName>		
	<nc:LocationStateNCICLSTACode>		
	<nc:LocationPostalCode>		
SDF	<ebts:StateDefinedFields>	0	1
* FUTURE CAPABILITIES			
**NGI Increment 3			
DEPRECATED			

APPENDIX D - SUMMARY LOGICAL RECORD LAYOUTS FOR TYPE-2 IDENTIFICATION AND VERIFICATION TRANSACTIONS

1.0 Introduction

Appendix D presents the summary logical record layouts for Identification and Verification transactions. Table D is a summary representation of all Identification and Verification transactions. For detailed specifications of individual fields of these record sets, see Appendix C.

2.0 Interpretation of the Table

The column headers at the top of the page select a particular transaction. The row headers in the left margin give the tag number and ID for each field. The cell at the intersection of any given row and column gives summary information about the use of that field (row) in that transaction (column). If that cell is blank, the field is not used in that record. Otherwise, the number at the right in the cell gives the maximum number of occurrences of that field for that record. If the cell is shaded, then the field's inclusion is optional for that record; unshaded cells indicate mandatory inclusion. The diagonal pattern represents future initiatives, field tags, and type of transactions. In all cases, the minimum number of occurrences for a mandatory field is one, and zero for an optional field. Finally, the superscript in the upper left-hand corner of the cell is a reference to any note (see Appendix D Reference Notes following Table D) pertaining to the use of that field in the record.

Table D-1 Summary Field Lists for Identification and Verification Transactions (Part 1 of 2)
 (Maximum Occurrences of Each Element for Each Logical Record Type)

Tag Elem	AMN	CAR	CNA	CPDR	CPNU	DEK	DEU	DOCE	DSPE	DSPR	EMUF	ERRT	FANC	FAUF	FDSP	FNDR	FVR
2.001 LEN	1	1	1	1	1	1	1	1			1	1	1	1		1	1
2.002 IDC	1	1	1	1	1	1	1	1			1	1	1	1		1	1
2.005 RET	1	1	1 ¹	1	1	1	1	1			1		1	1		1	1
2.006 ATN	1	1		1	1	1	1	1			1	1	1	1		1	1
2.007 SCO	9	9		9	9	9	9	9			9	9	9	9		9	9
2.009 OCA	1	1	1	1	1	1	1	1			1	1	1	1		1	1
2.014 FBI		5 ⁵	5 ⁵	5 ⁵	5 ⁵	5		5			5	5	5	5		5	1
2.015 SID		1 ⁶	1 ⁶	1 ⁶	1 ⁶	1		1			1	1					1
2.016 SOC		4	4	4	4	4		4			4		4	4		4	4
2.017 MNU	4	4	4	4	4	4	4	4			4	4	4 ³	4 ³		4 ³	4
2.018 NAM	1 ⁴	1	1	1	1	1	1 ⁴	1			1		1	1		1	1
2.019 AKA		10	10	10	10	10		10			10		10	10		10	10
2.020 POB		1	1	1	1	1		1			1		1	1		1	1
2.021 CTZ	1	1	1	1	1	1	1	1			1		1	1		1	1
2.022 DOB	5 ⁴	5	5	5	5	5	5 ⁴	5			5		5	5		5	5
2.024 SEX	1	1	1	1	1	1	1	1			1		1	1		1	1
2.025 RAC	1	1	1	1	1	1	1	1			1		1	1		1	1
2.026 SMT	10	10	10	10	10	10	10	10			10		10	10		10	10
2.027 HGT	1	1	1	1	1	1	1	1			1		1	1		1	1
2.029 WGT	1	1	1	1	1	1	1	1			1		1	1		1	1
2.031 EYE	1	1	1	1	1	1	1	1			1		1	1		1	1
2.032 HAI	1	1	1	1	1	1	1	1			1		1	1		1	1
2.033 FPC																	
2.034 PAT																	
2.035 PPA		1	1	1	1												
2.036 PHT		1	1	1	1												
2.037 RFP								1			1		1	1		1	
2.038 DPR	1					1	1	1			1		1	1		1	1

Table D-1 Summary Field Lists for Identification and Verification Transactions (Part 1 of 2)
 (Maximum Occurrences of Each Element for Each Logical Record Type)

Tag Elem	AMN	CAR	CNA	CPDR	CPNU	DEK	DEU	DOCE	DSPE	DSPR	EMUF	ERRT	FANC	FAUF	FDSP	FNDR	FVR
2.039 EAD		1	1	1	1	1		1	/	/	1		1	1	/	1	
2.040 OCP		1	1	1	1			1	/	/	1		1	1	/	1	
2.041 RES	1	1	1	1	1	1	1	1	/	/	1		1	1	/	1	
2.042 MIL									/	/	1		1	1	/	1	1
2.043 TSR				1	1			1	/	/	1				/	1	1
2.045 DOA		1	1	1	1				/	/					/		
2.047 ASL		40 ²	40 ²	40 ²	40 ²				/	/					/		
2.048 CSR	1						1		/	/					/		
2.051 CSL		40	40	40	40				/	/					/		
2.052 *tbd	/	/	/	/	/	/	/	/	/	/	/	/	/	/	/	/	/
2.054 SSD		1	1	1	1				/	/					/		
2.055 SLE		1 ⁹	1 ⁹	1 ⁹	1 ⁹				/	/					/		
2.056 ICO	1	1	1	1	1	1	1		/	/					/		1
2.057 FNR									/	/					/		
2.059 SRF									/	/					/		
2.060 MSG									/	/		11			/		
2.064 CAN									/	/					/		
2.067 IMA	1	1	1	1	1	1	1	1	/	/	1		1	1	/	1	1
2.070 RAP	1	1		1	1	1	1	1	/	/	1		1	1	/	1	1
2.071 ACN	1								/	/					/		
2.073 CRI	3	3	3	3	3	3	3	3	/	/	3	3	3	3	/	3	3
2.074 FGP									/	/					/		
2.075 ERS									/	/					/		
2.079 NCR									/	/					/		
2.081 UCN	/	/	/	/	/	/	/	/	/	/	/	/	/	/	/	/	/
2.084 AMP	1 ⁷	1 ⁷	1 ⁷	1 ⁷	1 ⁷	1 ⁷	1 ⁷	1 ⁷	/	/	1 ⁷		1 ⁷	1 ⁷	/	1 ⁷	1 ⁷
2.085 CRN									/	/					/		
2.087 TAA		1	1	1	1				/	/					/		

Table D-1 Summary Field Lists for Identification and Verification Transactions (Part 1 of 2)
 (Maximum Occurrences of Each Element for Each Logical Record Type)

Tag Elem	AMN	CAR	CNA	CPDR	CPNU	DEK	DEU	DOCE	DSPE	DSPR	EMUF	ERRT	FANC	FAUF	FDSP	FNDR	FVR
2.091 RCD1									/	/					/		
2.092 RCD2									/	/					/		
2.094 CCN	/	/	/	/	/	/	/	/	/	/	/	/	/	/	/	/	/
2.098 NDR	/	/	/	/	/	/	/	/	/	/	/	/	/	/	/	/	/
2.099 SAN	/	/	/	/	/	/	/	/	/	/	/	/	/	/	/	/	/
2.2001 NAM1	/	/	/	/	/	/	/	/	/	/	/	/	/	/	/	/	/
2.2002 NAM2	/	/	/	/	/	/	/	/	/	/	/	/	/	/	/	/	/
2.2003 NAM3	/	/	/	/	/	/	/	/	/	/	/	/	/	/	/	/	/
2.2004 NAM4	/	/	/	/	/	/	/	/	/	/	/	/	/	/	/	/	/
2.2005 NAM5	/	/	/	/	/	/	/	/	/	/	/	/	/	/	/	/	/
2.2006 CSF	/	/	/	/	/	/	/	/	/	/	/	/	/	/	/	/	/
2.2007 SDOB	/	/	/	/	/	/	/	/	/	/	/	/	/	/	/	/	/
2.2008 SNAM	/	/	/	/	/	/	/	/	/	/	/	/	/	/	/	/	/
2.2011 *tbd	/	/	/	/	/	/	/	/	/	/	/	/	/	/	/	/	/
2.2013 DMI	/	/	/	/	/	/	/	/	/	/	/	/	/	/	/	/	/
2.2014 *tbd	/	/	/	/	/	/	/	/	/	/	/	/	/	/	/	/	/
2.2015 *tbd	/	/	/	/	/	/	/	/	/	/	/	/	/	/	/	/	/
2.2016 DNAF	/	/	/	/	/	/	/	/	/	/	/	/	/	/	/	/	/
2.2017 DORI	/	/	/	/	/	/	/	/	/	/	/	/	/	/	/	/	/
2.2018 DNAC	/	/	/	/	/	/	/	/	/	/	/	/	/	/	/	/	/
2.2019 SEAL	/	/	/	/	/	/	/	/	/	/	/	/	/	/	/	/	/
2.2020 tbd	/	/	/	/	/	/	/	/	/	/	/	/	/	/	/	/	/
2.2021 IFS	/	/	/	/	/	/	/	/	/	/	/	/	/	/	/	/	/
2.2022 CIDN	/	/	/	/	/	/	/	/	/	/	/	/	/	/	/	/	/
2.2023 SII	/	/	/	/	/	/	/	/	/	/	/	/	/	/	/	/	/
2.2024 HTI	/	/	/	/	/	/	/	/	/	/	/	/	/	/	/	/	/
2.2025 GEO_TIME	/	/	/	/	/	/	/	/	/	/	/	/	/	/	/	/	/
2.2026 GEO_CORD	/	/	/	/	/	/	/	/	/	/	/	/	/	/	/	/	/

Table D-1 Summary Field Lists for Identification and Verification Transactions (Part 1 of 2)
 (Maximum Occurrences of Each Element for Each Logical Record Type)

Tag Elem	AMN	CAR	CNA	CPDR	CPNU	DEK	DEU	DOCE	DSPE	DSPR	EMUF	ERRT	FANC	FAUF	FDSP	FNDR	FVR
2.2027 DATUM_ID																	
2.2030 PPD																	
2.2031 BIA																	

Table D-1 Summary Field Lists for Identification and Verification Transactions (Part 2 of 2) (Maximum Occurrences of Each Element for Each Logical Record Type)											
Tag Elem	LFS	LSR	MAP	MPR	NFAP	NFUE	NFUF	NNDR	RPIS	RPISR	SRE
2.001 LEN	1	1	1	1	1	1	1	1	1	1	1
2.002 IDC	1	1	1	1	1	1	1	1	1	1	1
2.003 FFN	1	1									
2.005 RET			1	1	1	1	1	1			
2.006 ATN	1	1	1	1	1	1	1	1	1	1	1
2.007 SCO	9	9	9	9	9	9	9	9			9
2.009 OCA			1	1	1	1	1	1	1	1	1
2.012 LCN		1									
2.013 LCX		1									
2.014 FBI		1 ¹⁰	5		5	5	5	5		2	1 ⁸
2.015 SID		5 ¹⁰	1		1	1	1				1
2.016 SOC		4 ¹¹	4	4	4	4	4	4			
2.017 MNU	4	4 ¹¹	4	4	4	4	4	4 ³			
2.018 NAM		1 ¹⁰	1	1	1	1	1	1	1	1	1
2.019 AKA		10 ¹¹	10	10	10	10	10	10			
2.020 POB	1	1 ¹⁰	1	1	1	1	1	1		1	
2.021 CTZ		1 ¹¹	1	1	1	1	1	1			
2.022 DOB		5 ¹¹	5	5	5	5	5	5	1		
2.023 AGR	1										
2.024 SEX	1	1 ¹¹	1	1	1	1	1	1	1		
2.025 RAC	1	1 ¹¹	1	1	1	1	1	1			
2.026 SMT	10	10 ¹¹	10	10	10	10	10	10			
2.027 HGT		1 ¹¹	1	1	1	1	1	1			
2.028 HTR	1										
2.029 WGT		1 ¹¹	1	1	1	1	1	1			
2.030 WTR	1										
2.031 EYE	1	1 ¹¹	1	1	1	1	1	1			

Table D-1 Summary Field Lists for Identification and Verification Transactions (Part 2 of 2) (Maximum Occurrences of Each Element for Each Logical Record Type)											
Tag Elem	LFS	LSR	MAP	MPR	NFAP	NFUE	NFUF	NNDR	RPIS	RPISR	SRE
2.032 HAI	1	1 ¹¹	1	1	1	1	1	1			
2.033 FPC		1									
2.034 PAT	1	1 ¹¹									
2.035 PPA		1									
2.036 PHT		1									
2.037 RFP			1		1	1	1	1			
2.038 DPR		1	1	1	1	1	1	1			
2.039 EAD			1	1	1	1	1	1			1
2.040 OCP			1	1	1	1	1	1			1
2.041 RES			1	1	1	1	1	1			1
2.042 MIL								1			
2.043 TSR					1	1	1	1			
2.044 GEO	5										
2.045 DOA											
2.047 ASL	40 ³										
2.048 CSR				1							
2.051 CSL											
2.052 *tbd											
2.053 OFC	1										
2.054 SSD											
2.055 SLE											
2.056 ICO				1							
2.057 FNR											
2.059 SRF		1								1	1
2.060 MSG		1								1	
2.061 CST	1	1									
2.062 IMT	10										
2.064 CAN											

Table D-1 Summary Field Lists for Identification and Verification Transactions (Part 2 of 2)
 (Maximum Occurrences of Each Element for Each Logical Record Type)

Tag Elem	LFS	LSR	MAP	MPR	NFAP	NFUE	NFUF	NNDR	RPIS	RPISR	SRE
2.067 IMA	1		1	1	1	1	1	1	1	1	
2.070 RAP	1		1	1	1	1	1	1	1		
2.071 ACN		1		1						1	
2.073 CRI	3	3	3	3	3	3	3	3	3	3	3
2.074 FGP	10	10									
2.075 ERS		1								1	1
2.076 PRI	1										
2.081 UCN											
2.083 ULF	1										
2.084 AMP			1 ⁷	1 ⁷	1 ⁷	1 ⁷	1 ⁷	1 ⁷	1 ⁷		
2.085 CRN											1 ⁸
2.087 TAA											1
2.088 NOT	1									1	
2.091 RCD1											
2.092 RCD2											
2.094 CCN											
2.096 RPR									1		
2.098 NDR								10			
2.099 SAN											
2.2001 NAM1											
2.2002 NAM2											
2.2003 NAM3											
2.2004 NAM4											
2.2005 NAM5											
2.2006 CSF											
2.2007 SDOB											
2.2008 SNAM											

Table D-1 Summary Field Lists for Identification and Verification Transactions (Part 2 of 2)
 (Maximum Occurrences of Each Element for Each Logical Record Type)

Tag Elem	LFS	LSR	MAP	MPR	NFAP	NFUE	NFUF	NNDR	RPIS	RPISR	SRE
2.2009 PTY	/	/	/	/	/	/	/	/	/	/	/
2.2010 NIR	/	/	/	/	/	/	/	/	/	/	/
2.2011 *tbd	/	/	/	/	/	/	/	/	/	/	/
2.2012 IIR	/	/	/	/	/	/	/	/	/	/	/
2.2013 DMI	/	/	/	/	/	/	/	/	/	/	/
2.2014 *tbd	/	/	/	/	/	/	/	/	/	/	/
2.2015 *tbd	/	/	/	/	/	/	/	/	/	/	/
2.2016 DNAF	/	/	/	/	/	/	/	/	/	/	/
2.2017 DORI	/	/	/	/	/	/	/	/	/	/	/
2.2018 DNAC	/	/	/	/	/	/	/	/	/	/	/
2.2019 SEAL	/	/	/	/	/	/	/	/	/	/	/
2.2020 *tbd	/	/	/	/	/	/	/	/	/	/	/
2.2021 IFS	/	/	/	/	/	/	/	/	/	/	/
2.2023 SII										1	
2.2030 PPD	10	/	/	/	/	/	/	/	/	/	/
2.2031 BIA	/	1	/	/	/	/	/	/	/	/	/

APPENDIX D REFERENCE NOTES

1. For this transaction, this field must contain a "Y."
2. The DOO portion of this field is optional, but should be provided if known. ASL is required when the submission contains a RET = Y.
3. This field is mandatory for applicant submissions from DIS and OPM.
4. It is obviously not expected that full Name and Date of Birth of Unknown Deceased and Amnesia victims will be known. These fields, however, must be submitted with formatted information.
5. FBI number must be present if known for inquiry prints.
6. Field is mandatory if fingerprint submission is from an NFF State.
7. This field is mandatory if any finger is either amputated or a rolled impression was not made.
8. Either an FBI number or a Civil Record Number (CRN) may be returned, but not both, depending upon transaction results. No number (neither FBI nor CRN) is returned when none is assigned (*e.g.*, Non-Identification with RET = "N"). FBI number will be returned for any submission resulting in an Identification against the Criminal File or when a Non-Identification results in an add to the Criminal File. CRN will be returned when a submission results in a Non-Identification which causes an add to the Civil file.
9. CSL must be included where submission includes SLE.
10. This field will be returned in the response if subject identification is made.
11. Field is optional unless Identification has been made and subject criminal history was requested in submission.

APPENDIX E - SUMMARY LOGICAL RECORD LAYOUTS FOR TYPE-2 INVESTIGATION, INFORMATION, AND NOTIFICATION TRANSACTIONS

1.0 Introduction

Appendix E presents the summary logical record layouts for all Investigation, Information, and Notification transactions which are currently active. Table E is the summarized representation of all currently active Investigation and Information transactions. As the 'Future Capability' transactions are developed they will be added to Table E. For detailed specifications of individual fields of these record sets, see Appendix C.

2.0 Interpretation of the Table

The column headers at the top of the page select a particular transaction. The row headers in the left margin give the tag number and ID for each field. The cell at the intersection of any given row and column gives summary information about the use of that field (row) in that transaction (column). If that cell is blank, the field is not used in that record. Otherwise, the number at the right in the cell gives the maximum number of occurrences of that field for that record. If the cell is shaded, then the field's inclusion is optional for that record; unshaded cells indicate mandatory inclusion. The diagonal pattern represents future initiatives, field tags, and type of transactions. In all cases, the minimum number of occurrences for a mandatory field is one, and zero for an optional field. Finally, the superscript in the upper left-hand corner of the cell is a reference to any note (see Appendix E Reference Notes following Table E) pertaining to the use of that field in the record.

**Table E-1 Summary Field Lists for Investigation, Information, and Notification Transactions (Part 1 of 2)
(Maximum Occurrences of Each Element for Each Logical Record Type)**

Tag Elem	BATQ	BATR	CPR	EHRR	EQER	EQHR	EQRR	ERRA	ERRL	ERRR	IRQ	IRR	ISR	LFFS	LFIS	LPNQ
2.001 LEN	1	1	1	1	1	1	1	1	1	1	1	1	1	1	1	1
2.002 IDC	1	1	1	1	1	1	1	1	1	1	1	1	1	1	1	1
2.003 FFN									1							
2.005 RET																
2.006 ATN			1					1	1		1	1	1	1	1	1
2.007 SCO	1	1	9					9	9		9	9	9	9	9	
2.009 OCA	9	9														
2.010 CIN									5					1	1	1
2.011 CIX									5					1	1	1
2.014 FBI	1	1	1	1		1	20			1	1,000	1	1,000			
2.015 SID												1	1,000			
2.016 SOC						1										
2.017 MNU						4			4							
2.018 NAM						1	1					1				
2.019 AKA						10										
2.020 POB						1								1	1	1
2.021 CTZ						1										
2.022 DOB						1	1									
2.023 AGR														1	1	1
2.024 SEX						1	1							1	1	1

**Table E-1 Summary Field Lists for Investigation, Information, and Notification Transactions (Part 1 of 2)
(Maximum Occurrences of Each Element for Each Logical Record Type)**

Tag Elem	BATQ	BATR	CPR	EHRR	EQER	EQHR	EQRR	ERRA	ERRL	ERRR	IRQ	IRR	ISR	LFFS	LFIS	LPNQ
2.025 RAC						1	1							1	1	1
2.026 SMT						10								10	10	10
2.027 HGT						1										
2.028 HTR														1	1	1
2.029 WGT						1										
2.030 WTR														1	1	1
2.031 EYE						1								1	1	1
2.032 HAI						1								1	1	1
2.033 FPC																
2.034 PAT														1	1	1
2.035 PPA												1				
2.036 PHT												1				
2.037 RFP																
2.038 DPR																
2.039 EAD																
2.040 OCP																
2.041 RES																
2.042 MIL						1										
2.044 GEO														5	5	5
2.045 DOA			1													
2.046 DOS			1													

**Table E-1 Summary Field Lists for Investigation, Information, and Notification Transactions (Part 1 of 2)
(Maximum Occurrences of Each Element for Each Logical Record Type)**

Tag Elem	BATQ	BATR	CPR	EHRR	EQER	EQHR	EQRR	ERRA	ERRL	ERRR	IRQ	IRR	ISR	LFFS	LFIS	LPNQ
2.047 ASL																
2.049 ID																
2.051 CSL																
2.053 OFC																
2.054 SSD																
2.055 SLE																
2.056 ICO																
2.057 FNR											13					
2.059 SRF																
2.060 MSG		1			11			11	11	11						
2.061 CST									1							
2.062 IMT	10											1	1000			
2.063 PTD																
2.064 CAN																
2.065 RSR																
2.067 IMA															1	
2.070 RAP						1										
2.071 ACN																
2.073 CRI	3	3	3	1	1	1	1	3	3	1	3	3	3	3	3	3
2.074 FGP														10	10	10
2.075 ERS				1												

Table E-1 Summary Field Lists for Investigation, Information, and Notification Transactions (Part 1 of 2)
(Maximum Occurrences of Each Element for Each Logical Record Type)

Tag Elem	BATQ	BATR	CPR	EHRR	EQER	EQHR	EQRR	ERRA	ERRL	ERRR	IRQ	IRR	ISR	LFFS	LFIS	LPNQ
2.076 PRI														1	1	
2.078 PEN																
2.079 NCR							1							1	1	
2.083 ULF														1	1	
2.084 AMP												13				
2.086 SCNA																
2.088 NOT																
2.089 MSC																
2.091 RCD1														1	1	1
2.092 RCD2														1	1	1
2.093 SPCN																
2.095 RFR											1			1	1	
2.098 NDR														10	10	10
2.2006 CSF																
2.2010 NIR														1	1	
2.2022 CIDN				1	1	1	1			1						
2.2024 HTI																
2.2028 BID											1000					
2.2029 BSI	1											1	1000			
2.2030 PPD														10	10	10
2.2031 BIA												1				

Table E-1 Summary Field Lists for Investigation, Information, and Notification Transactions (Part 1 of 2)
(Maximum Occurrences of Each Element for Each Logical Record Type)

Tag Elem	BATQ	BATR	CPR	EHRR	EQER	EQHR	EQRR	ERRA	ERRL	ERRR	IRQ	IRR	ISR	LFFS	LFIS	LPNQ
2.2032 ATR		100														
2.3033 CNL																

**Table E-1 Summary Field Lists for Investigation, Information, and Notification Transactions
(Part 2 of 2) (Maximum Occurrences of Each Element for Each Logical Record Type)**

Tag Elem	LPNR	LRSQ	LRSR	PRR	SRL	SRT	TPFS	TPIS	TPRS	TPRR	UHN	ULM	UULD
2.001 LEN	1	1	1	1	1	1	1	1	1	1	1	1	1
2.002 IDC	1	1	1	1	1	1	1	1	1	1	1	1	1
2.003 FFN													
2.005 RET													
2.006 ATN	1	1	1	1	1	1	1	1	1	1	1	1	1
2.007 SCO				9	9	9	9	9	9	9			
2.009 OCA						1	1	1	1	1	1		
2.010 CIN	1				1							1	1
2.011 CIX	1				1							1	1
2.014 FBI				1	1						1	1	1
2.015 SID							1	1					
2.016 SOC							4	4					
2.017 MNU							4	4	1				
2.018 NAM							1	1				1	
2.019 AKA							10	10				10	
2.020 POB							1	1				1	
2.021 CTZ							1	1				1	
2.022 DOB							5	5				5	
2.023 AGR													
2.024 SEX							1	1	1			1	
2.025 RAC							1	1				1	
2.026 SMT							10	10				10	
2.027 HGT							1	1				1	
2.028 HTR													
2.029 WGT							1	1				1	

**Table E-1 Summary Field Lists for Investigation, Information, and Notification Transactions
(Part 2 of 2) (Maximum Occurrences of Each Element for Each Logical Record Type)**

Tag Elem	LPNR	LRSQ	LRSR	PRR	SRL	SRT	TPFS	TPIS	TPRS	TPRR	UHN	ULM	UULD
2.030 WTR													
2.031 EYE							1	1				1	
2.032 HAI							1	1				1	
2.033 FPC													
2.034 PAT							1	1 ⁴	1 ⁴				
2.035 PPA							1	1				1	
2.036 PHT							1	1				1	
2.037 RFP													
2.038 DPR											1	1	
2.039 EAD						1	1	1	1	1			
2.040 OCP						1	1	1	1	1			
2.041 RES						1	1	1	1	1			
2.042 MIL													
2.044 GEO													
2.045 DOA				1									
2.046 DOS				1									
2.047 ASL													
2.049 EID													
2.051 CSL													
2.053 OFC													
2.054 SSD													
2.055 SLE													
2.056 ICO													
2.057 FNR							13	13					
2.059 SRF											1		

**Table E-1 Summary Field Lists for Investigation, Information, and Notification Transactions
(Part 2 of 2) (Maximum Occurrences of Each Element for Each Logical Record Type)**

Tag Elem	LPNR	LRSQ	LRSR	PRR	SRL	SRT	TPFS	TPIS	TPRS	TPRR	UHN	ULM	UULD
2.060 MSG					1							1	11
2.061 CST													
2.062 IMT												1	
2.063 PTD													
2.064 CAN					99	25							
2.065 RSR			1										
2.067 IMA													
2.070 RAP									1				
2.071 ACN													
2.073 CRI	3	3	3	3	3	3	3	3	3	3	1	3	3
2.074 FGP					99							10	
2.075 ERS										1			
2.076 PRI													
2.078 PEN	1												
2.079 NCR					1								
2.080 EXP				1									
2.082 REC				1									
2.083 ULF					1								
2.084 AMP						1							
2.086 SCNA					1							1	1
2.088 NOT											1		
2.089 MSC					99								
2.091 RCD1							1	1					
2.092 RCD2							1	1					
2.093 SPCN													

**Table E-1 Summary Field Lists for Investigation, Information, and Notification Transactions
(Part 2 of 2) (Maximum Occurrences of Each Element for Each Logical Record Type)**

Tag Elem	LPNR	LRSQ	LRSR	PRR	SRL	SRT	TPFS	TPIS	TPRS	TPRR	UHN	ULM	UULD
2.098 NDR	10												
2.2010 NIR					1								
2.2022 CIDN													
2.2024 HTI											1		
2.2028 BID													
2.2029 BSI												1	
2.2030 PPD												10	
2.2031 BIA												1	
2.2032 ATR													
2.2033 CNL					99								

APPENDIX E REFERENCE NOTES

1. If the originator of this TOT is the FBI, then the field is mandatory.
2. The AOL field for this TOT is optional. If provided, the DOO portion of this field is optional, but should be provided if known.
3. Mandatory whenever comparison fingerprints are of a subject.
4. If known, mandatory to enter.
5. ASL must be included where submission includes CSL. CSL and ASL must be included where submission includes SLE.

APPENDIX F - CJIS IMAGE QUALITY SPECIFICATIONS

1.0 Scope and Purpose

These specifications apply to: (1) systems that scan and capture fingerprints¹¹ in digital, softcopy form, including hardcopy scanners such as tenprint card scanners, and live scan devices, altogether called “fingerprint scanners”; and (2) systems utilizing a printer to print digital fingerprint images to hardcopy called “fingerprint printers.” These specifications provide criteria for ensuring the image quality of fingerprint scanners and printers that input fingerprint images to, or generate fingerprint images from within, the Integrated Automated Fingerprint Identification System (IAFIS).

Digital softcopy images obtained from fingerprint scanners must have sufficient quality to allow the following functions to be performed: (1) conclusive fingerprint comparisons (identification or non-identification decision), (2) fingerprint classification, (3) automatic feature detection, and (4) overall Automated Fingerprint Identification System (AFIS) search reliability. The fingerprint comparison process requires a high-fidelity image. Finer detail, such as pores and incipient ridges, are needed because they can play an important role in the comparison.

The fingerprint examiners in the CJIS environment will depend upon softcopy-displayed images of scanned fingerprints to make comparisons, but will also need to accept and utilize hardcopy images in certain instances. For example, some contributors may print cards from live scan or card scan systems for submission to the FBI. These hardcopy prints will be obtained from printers that include printing algorithms optimized for fingerprints. The printer’s principal function is to produce life-size prints of digital fingerprints that have met CJIS format requirements and provide sufficient print quality to support fingerprint comparisons, *i.e.*, support identification or non-identification decisions.

The image quality requirements covered in the following Section 2 for fingerprint scanners, Section 3 for fingerprint identification flats, Section 4 for fingerprint printers, Section 5 for mobile scanners, and Section 6 for fast-track requirements have associated test procedures that are described in detail in [Test Procedures].

These test procedures will be used by the FBI principally for certification of fingerprint systems; they may also be used in acceptance testing and in performance capability demonstrations as an indication of capability to perform. Equipment shall be tested to meet the requirements in normal operating modes, e.g., scanners shall not be tested at slower-than-normal operating speeds in an attempt to meet geometric accuracy specifications. A vendor may recommend alternate testing methods if the test procedures given in this appendix are not applicable or cannot be applied to the particular system under test.

¹¹ The term “fingerprint” in this appendix may also include palmprint, whole hand print, or a print from other parts of the human body.

2.0 Fingerprint Scanner

The fingerprint scanner must be capable of producing images that exhibit good geometric fidelity, sharpness, detail rendition, gray-level uniformity, and gray-scale dynamic range, with low noise characteristics. The images must be true representations of the input fingerprints without creating any significant artifacts, anomalies, false detail, or cosmetic image restoration effects.

The scanner's final output resolution in both sensor detector row and column directions shall be in the range: $(R-0.01R)$ to $(R+0.01R)$ and shall be gray-level quantized to eight bits per pixel (256 gray-levels). The magnitude of "R" is either 500 pixels per inch (ppi) or 1,000 ppi; a scanner may be certified at either one or both of these resolution levels. The scanner's true optical resolution shall be greater than or equal to R.

A scanner intended to scan standard 8.0 by 8.0 inch tenprint cards, *e.g.*, applicant fingerprint card type FD-258 or FD-249, shall be capable of capturing an area of at least 5.0 by 8.0 inches, which captures all 14 printblocks, either each printblock as a separate image or all printblocks together as a single image. In terms of individual printblocks, Table F-1 gives the preferred capture sizes applicable to both card scan and live scan systems, with the exception that, when scanning fingerprint cards, the card form dimensions take precedence.

Table F-1 Preferred Capture Sizes

	Preferred Width (inches)	Preferred Height (inches)
roll finger	1.6*	1.5
plain thumb	1.0	2.0
plain 4-fingers (sequence check)	3.2	2.0
plain 4-fingers (identification flat)	3.2	3.0
full palm	5.5	8.0
half palm	5.5	5.5
writer's palm	1.75	5.0

* Live scanner must be capable of capturing at least 80% of full roll arc length, where full roll arc length is defined as arc length from nail edge to nail edge.

2.1 Linearity

Requirement:

When measuring a stepped series of uniform target reflectance patches (*e.g.*, step tablet) that substantially cover the scanner's gray range, the average value of each patch shall be within 7.65 gray-levels of a linear, least squares regression line fitted between target reflectance patch values (independent variable) and scanner output gray-levels (dependent variable).

Background:

All targets used in Image Quality Specifications (IQS) compliance verification are expected to be scanned with the scanner operating in a linear input/output mode. Linearity enables valid comparisons of test measurements with requirements, *e.g.*, a system's spatial frequency response in terms of Modulation Transfer Function (MTF) is, strictly speaking, a linear systems concept. Linearity also facilitates comparisons between different scanners through the "common ground" concept. In atypical cases, a small amount of smooth, monotonic nonlinearity may be acceptable for the test target scans, *i.e.*, when it is substantially impractical and unrepresentative of operational use, to force linearity on the scanner under test (*e.g.*, some live scan devices). Linearity is not a requirement for the operational or test fingerprint scans, which allows for processing flexibility to overcome inadequate tonal characteristics of fingerprint samples.

2.2 Geometric Accuracy

Requirement (across-bar):

When scanning a multiple, parallel bar target, in both vertical bar and horizontal bar orientations, the absolute value of the difference between the actual distance across parallel target bars and the corresponding distance measured in the image shall not exceed the following values for at least 99.0 percent of the tested cases in each printblock measurement area and in each of the two orthogonal directions.

For 500-ppi scanner:

$$D \leq 0.0007, \quad \text{for } 0.00 < X \leq 0.07$$

$$D \leq 0.01X, \quad \text{for } 0.07 \leq X \leq 1.50$$

for 1,000-ppi scanner:

$$D \leq 0.0005, \text{for } 0.00 < X \leq 0.07$$

$$D \leq 0.0071X, \quad \text{for } 0.07 \leq X \leq 1.5$$

where:

$$D = |Y - X|$$

X = actual target distance

Y = measured image distance

D, X, Y are in inches.

Requirement (along-bar):

When scanning a multiple, parallel bar target, in both vertical bar and horizontal bar orientations, the maximum difference in the horizontal or vertical direction, respectively, between the locations of any two points within a 1.5-inch segment of a given bar image shall not exceed 0.016 inches for at least 99.0 percent of the tested cases in each printblock measurement area and in each of the two orthogonal directions.

Background:

In this Section 2.2, the phrase: *multiple, parallel bar target* refers to a Ronchi target, which consists of an equal-width bar and space square wave pattern at 1.0 cy/mm, with high contrast ratio and fine edge definition. This target is also used to verify compliance with the scanner resolution requirement given in Section 2.0 of this appendix.

Across-bar geometric accuracy is measured across the imaged Ronchi target bars that substantially cover the total image capture area. The 500-ppi requirement corresponds to a positional accuracy of ± 1.0 percent for distances between 0.07 and 1.5 inches and a constant ± 0.0007 inches (1/3 pixel) for distances less than or equal to 0.07 inches. The 1,000-ppi requirement corresponds to a positional accuracy of ± 0.71 percent for distances between 0.07 and 1.5 inches and a constant ± 0.0005 inches (1/2 pixel) for distances less than or equal to 0.07 inches.

This measurement procedure is also used to verify the ppi resolution requirement given in Section 2.0 of this appendix.

Along-bar geometric accuracy is measured along the length of an individual Ronchi target bar in the image. For a given horizontal bar, for example, the maximum difference between bar center locations (in vertical direction), determined from bar locations measured at multiple points along a 1.5" bar segment length, is compared to the maximum allowable difference requirement (analogously for vertical bar). This requirement is to ensure that pincushion or barrel distortion over the primary area of interest, *i.e.*, a single fingerprint, is not too large.

2.3 Spatial Frequency Response

Requirements:

The spatial frequency response shall be measured using a continuous tone sine wave target denoted as MTF measurement unless the scanner cannot obtain adequate tonal response from this target, in which case a bi-tonal bar target shall be used to measure the spatial frequency response, denoted as Contrast Transfer Function (CTF) measurement. When measuring the sine wave MTF, it shall meet or exceed the minimum modulation values given in Table F-2 in both the detector row and detector column directions and over any region of the scanner's field of view. When measuring the bar CTF, it shall meet or exceed the minimum modulation values defined by equation 2-1 or equation 2-2 (whichever applies) in both the detector row and detector column directions and over any region of the scanner's field of view. CTF values computed from equations 2-1 and 2-2 for nominal test frequencies are given in Table F-3. None of the MTF or CTF modulation values measured at specification spatial frequencies shall exceed 1.05.

The output sine wave image or bar target image shall not exhibit any significant amount of aliasing.

Table F-2 MTF Requirement Using Sine Wave Target

Frequency (cy/mm)	Minimum Modulation for 500 ppi Scanner	Minimum Modulation for 1000 ppi Scanner	Maximum Modulation
1	0.905	0.925	1.05 at all frequencies
2	0.797	0.856	
3	0.694	0.791	
4	0.598	0.732	
5	0.513	0.677	
6	0.437	0.626	
7	0.371	0.579	
8	0.312	0.536	
9	0.255	0.495	
10	0.200	0.458	
12		0.392	
14		0.336	
16		0.287	
18		0.246	
20		0.210	

Note: Testing at 7 and 9 cy/mm is not a requirement if these frequency patterns are absent from the sine wave target.

Table F-3 CTF Requirement Using Bar Target (Nominal Test Frequencies)

Frequency (cy/mm)	Minimum Modulation for 500 ppi Scanner	Minimum Modulation for 1000 ppi Scanner	Maximum Modulation
1.0	0.948	0.957	1.05 at all frequencies
2.0	0.869	0.904	
3.0	0.791	0.854	
4.0	0.713	0.805	
5.0	0.636	0.760	
6.0	0.559	0.716	
7.0	0.483	0.675	
8.0	0.408	0.636	
9.0	0.333	0.598	
10.0	0.259	0.563	
12.0		0.497	
14.0		0.437	
16.0		0.382	
18.0		0.332	
20.0		0.284	

Note: Testing at or near 7 and 9 cy/mm is a requirement when using a bar target. It is not required that the bar target contain the exact frequencies listed in Table F-3; however, the target does need to cover the listed frequency range and contain bar patterns close to each of

the listed frequencies. The following equations are used to obtain the specification CTF modulation values when using bar targets that contain frequencies not listed in Table F-3.

500-ppi scanner, for $f = 1.0$ to 10.0 cy/mm:

$$\text{CTF} = 3.04105\text{E-}04 * f^2 - 7.99095\text{E-}02 * f + 1.02774 \quad (\text{eq.2 -1})$$

1,000-ppi scanner, for $f = 1.0$ to 20.0 cy/mm:

$$\text{CTF} = -1.85487\text{E-}05 * f^3 + 1.41666\text{E-}03 * f^2 - 5.73701\text{E-}02 * f + 1.01341 \quad (\text{eq.2 - 2})$$

Background:

For MTF assessment, the single, representative sine wave modulation in each imaged sine wave frequency pattern is determined from the sample modulation values collected from within that pattern. The sample modulation values are computed from the maximum and minimum levels corresponding to the “peak” and adjacent “valley” in each sine wave period. For a sine wave image, these maximum and minimum levels represent the image gray-levels that have been locally averaged in a direction perpendicular to the sinusoidal variation and then mapped through a calibration curve into target reflectance space. Sample image modulation in target reflectance space is then defined as:

$$\text{modulation} = (\text{maximum} - \text{minimum}) / (\text{maximum} + \text{minimum})$$

The calibration curve is the curve of best fit between the image gray-levels of the density patches in the sine wave target and the corresponding target reflectance values. [It is assumed that sine wave target modulations and target density patch values are supplied by the target manufacturer.] The scanner MTF at each frequency is then defined as:

$$\text{MTF} = \text{peak image modulation} / \text{target modulation}$$

For CTF assessment, the modulations are determined directly in image space, normalized by the image modulation at zero frequency, instead of using a calibration curve. The scanner CTF at each frequency is then defined as:

$$\text{CTF} = \text{peak image modulation} / (\text{zero frequency image modulation})$$

The bar target must contain at least 10 parallel bars at each of the higher spatial frequencies (~50% Nyquist to Nyquist frequency), which helps to ensure capture of optimum scanner – target phasing and aids investigation of potential aliasing. The bar target must also contain a very low frequency component, *i.e.*, a large square, bar, or series of bars whose effective frequency is less than 2.5 percent of the scanner’s final output resolution. This low frequency component is used in normalizing the CTF; it must have the same density (on the target) as the higher frequency target bars.

The upper limit of 1.05 modulation is to discourage image processing that produces excessive edge sharpening, which can add false detail to an image.

Aliasing on sine wave images or bar images may be investigated by quantitative analysis and from visual observation of the softcopy-displayed image.

2.4 Signal-to-Noise Ratio (SNR)

Requirement:

The white signal-to-noise ratio (SNR) and black signal-to-noise ratio shall each be greater than or equal to 125.0 in at least 97.0 percent of respective cases within each printblock measurement area.

Background:

The signal is defined as the difference between the average output gray-levels obtained from scans of a uniform low reflectance and a uniform high reflectance target, measuring the average values over independent 0.25 by 0.25 inch areas within each printblock area. The noise is defined as the standard deviation of the gray-levels in each of these quarter-inch measurement areas. Therefore, for each high reflectance, low reflectance image pair there are two SNR values, one using the high reflectance standard deviation and one using the low reflectance standard deviation. To obtain a true measure of the standard deviation, the scanner is set up such that the white average gray-level is several gray-levels below the system's highest obtainable gray-level and the black average gray-level is several gray-levels above the system's lowest obtainable gray-level.

2.5 Gray-Level Uniformity

Requirement – adjacent row, column uniformity:

At least 99.0 percent of the average gray-levels between every two adjacent quarter-inch-long rows and 99.0 percent between every two adjacent quarter-inch-long columns within each imaged printblock area shall not differ by more than 1.0 gray-levels when scanning a uniform low-reflectance target and shall not differ by more than 2.0 gray-levels when scanning a uniform high-reflectance target.

Requirement – pixel-to-pixel uniformity:

For at least 99.9 percent of all pixels within every independent 0.25 by 0.25 inch area located within each imaged printblock area, no individual pixel's gray-level shall vary from the average by more than 22.0 gray-levels when scanning a uniform high-reflectance target and shall not vary from the average by more than 8.0 gray-levels when scanning a uniform low-reflectance target.

Requirement – small area uniformity:

For every two independent 0.25 by 0.25 inch areas located within each imaged printblock area, the average gray-levels of the two areas shall not differ by more than 12.0 gray-levels when scanning a uniform high-reflectance target and shall not differ by more than 3.0 gray-levels when scanning a uniform low-reflectance target.

Background:

Measurements are made over multiple, independent test areas on a printblock-by-printblock basis. (For a live scanner, the entire capture area is normally considered a single printblock area). To obtain a true measure of the standard deviation, the scanner is set up such that the white average gray-level is several gray-levels below the system's highest obtainable gray-level and the black average gray-level is several gray-levels above the system's lowest obtainable gray-level.

2.6 Fingerprint Image Quality

The scanner shall provide high quality fingerprint images; the quality will be assessed with respect to the following requirements.

Requirement – Fingerprint Gray Range:

At least 80.0 percent of the captured individual fingerprint images shall have a gray-scale dynamic range of at least 200 gray-levels, and at least 99.0 percent shall have a dynamic range of at least 128 gray-levels.

Background:

Card and live scan systems at a booking station have some control over dynamic range on a subject-by-subject or card-by-card basis, *e.g.*, by rolling an inked finger properly or by adjusting gain on a livescanner. However, with central site or file conversion systems where a variety of card types and image qualities are encountered in rapid succession, automated adaptive processing may be necessary. The eight-bits-per-pixel quantization of the gray-scale values for very low contrast fingerprints needs to more optimally represent the reduced gray-scale range of such fingerprints, but without significant saturation. The intent is to avoid excessively low contrast images without adding false detail.

Dynamic range is computed in terms of number of gray-levels present that have signal content, measuring within the fingerprint area and substantially excluding white background and card format lines, boxes, and text.

For card scanners, compliance with these dynamic range requirements will be verified using a statistically stratified sample set of fingerprint cards assembled by the FBI. The test fingerprint card set may include cards with difficult-to-handle properties, *e.g.*, tears, holes, staples, glued-on photos, or lamination, for testing card scanners that have automatic document feeder mechanisms. For live scanners, compliance will be verified with sets of livescans produced by the vendor.

Requirement – Fingerprint Artifacts and Anomalies:

Artifacts or anomalies detected on the fingerprint images that are due to the scanner or image processing shall not significantly adversely impact support to the functions of conclusive fingerprint comparisons (identification or non-identification decision), fingerprint classification, automatic feature detection, or overall Automated Fingerprint Identification System (AFIS) search reliability.

Background:

The fingerprint images will be examined to determine the presence of artifacts or anomalies that are due to the scanner or image processing; assessment may include measurements to quantify their degree of severity and significance. Image artifacts or anomalies such as the following non-inclusive list may be investigated.

- jitter noise effects
- sharp truncations in average gray-level between adjacent printblocks
- gaps in the gray-level histograms, *i.e.*, zero pixels in intermediate gray-levels, or clipping to less than 256 possible gray-levels
- imaging detector butt joints
- noise streaks
- card bleed-through
- gray-level saturation

Requirement – Fingerprint Sharpness & Detail Rendition:

The sharpness and detail rendition of the fingerprint images, due to the scanner or image processing, shall be high enough to support the fingerprint functions stated in Section 1, paragraph 2.

Background:

Fingerprint sharpness and detail rendition that is due to the scanner or image processing may be investigated by employing suitable, objective image quality metrics, as well as by visual observation of the softcopy-displayed image.

3.0 Identification Flats

Traditional fingerprint sets contain both rolled and plain fingerprint images. The rolled impressions support the search processing and identification functions and the plain impressions are used primarily for sequence verification. Fingerprinting systems designed for “Identification Flats” civilian background checks capture a single set of plain impressions. This single set of plain impressions must support finger sequence verification, search processing, and identification.

Image quality has historically been a challenge for civil background checks. Some programs require a large number of relatively low-volume capture sites, which makes training difficult. A key goal for identification flats scanners is to reduce the need for training so that inexperienced users consistently capture quality fingerprint images.

The identification flats scanner shall meet all of the requirements stated in Section 2 of this appendix as well as the following requirements.

Requirement – Capture Protocol:

The system shall provide a simple capture protocol.

Background:

A simple capture protocol supports the inexperienced user's ability to more consistently capture high quality fingerprints. Identification flats collection systems will be evaluated for their ability to produce a very small rate of failure to enroll in an operational setting. Systems with a minimum capture area of 3.2 inches (width) by 3.0 inches (height) that can capture four fingers simultaneously in an upright position will be considered in compliance with the simple capture protocol requirement. Other capture approaches will require specific testing and documentation.

Requirement – Verifiable Finger Sequence Data:

The method of capturing the fingers shall result in very low probability of error in the finger numbers.

Background:

The fingerprinting system's capture protocol will be evaluated for its ability to capture verifiable finger sequence data. Based on the Ohio WebCheck National trial systems with a minimum capture area of 3.2 inches (width) by 3.0 inches (height) that capture the left four fingers simultaneously, the right four fingers simultaneously and the two thumbs simultaneously (4-4-2) in an upright position will be considered in compliance with the finger sequence requirements. Other capture approaches will require specific testing and documentation.

4.0 Fingerprint Printer

Requirement:

The fingerprint printer, consisting of a printer and specialized print algorithm, must be capable of producing hardcopy images that exhibit good geometric fidelity, sharpness, detail rendition, gray-level uniformity, and gray-scale dynamic range characteristics, with low noise, no significant creation of false detail, and with the capability to support magnified viewing of the print without breakup of the virtual fingerprint image presented to the eye. This printer is expected to provide high throughput, good repeatability, good print permanency characteristics, and low cost per copy. A typical fingerprint printer is a gray-scale laser printer¹² with 1,200 black/white dots per inch resolution combined with a printing algorithm that typically includes image contrast and printer gamma/highlight/lowlight adjustments, image rescaling, and an error diffusion model with randomized dot dither printing applied to the rescaled image.

The print system's principal function is to produce life-size prints of digital fingerprints that have met CJIS format requirements as specified in EBTS and ANSI/NIST-ITL and to provide sufficient print quality to support fingerprint comparisons, *i.e.*, support identification or non-identification decisions. The printer should also have the capability to print gray-scale mugshots and property/evidence photos (not necessarily using a fingerprint printing algorithm), as well as print black & white documents containing text and graphics, onto 8.5 x 11.0 inch paper.

¹² In this appendix, "laser printer" refers to a type of printer in which a laser beam "draws" an electrostatic image of an input signal onto a drum. Toner (typically dry powder) is then transferred to the charged areas of the drum, which then transfers the toner onto paper, where it is fused by heat, creating a black/white/gray image.

A required printer resolution is 500 ppi, which produces the required life-size print when the input digital fingerprint is 500 ppi or when a 1,000-ppi digital fingerprint is down-scaled to 500 ppi prior to printing. In both cases, all other 500-ppi printer requirements must also be met.

Background:

Verification of the specific performance requirements in Section 4 of this appendix is accomplished by evaluating the printer's output print of an FBI-designated test set of digitized fingerprints and FBI-designated digital test target. Requirements compliance verification is performed by a combination of visual assessments of the test prints (aided by visual instruments) and computer-aided assessments of scanned digital images of the test prints. With respect to those requirements that depend on assessments of print scans for compliance verification, the scan resolution is expected to be twice the required gray-scale print resolution, *e.g.*, a print with 500-ppi resolution is scanned at 1,000 ppi, and the scanner is expected to be setup in a calibrated linear input/output, grayscale reflectance capture mode.

4.1 Spatial Frequency Response

Requirement:

The printer shall provide sufficient spatial frequency response to support visually resolving the required printer resolution in orthogonal directions on the print.

Background:

Resolution verification is performed by printing high-contrast digital bar targets and visually inspecting the print under magnification. (When employing a laser printer with a fingerprint printing algorithm, it is recognized and accepted that the effective resolution may vary in complex image areas such as a fingerprint.)

The resolution limit is a single point on the spatial frequency response curve; the entire curve may be measured by scanning the print of an appropriate target, performing appropriate computer-aided assessment on the scan, and comparing results to a minimally acceptable spatial frequency response curve.

4.2 Gray-levels

Requirement:

At least 16 gray-levels shall be visually distinguishable on the print.

Background:

Visual observation of the print of a digital target containing a step tablet is used to verify the 16-gray-level requirement. A higher number of gray-levels is expected to be distinguishable by appropriate computer-aided assessment of the scanned image of the print.

4.3 Dynamic Range

Requirement:

The printer shall have the capability to print an input digital image gray range of at least 130, excluding print black saturation and print white saturation.

Background:

The print of a digital step tablet is scanned, each pixel's output gray-level value is converted to the corresponding print reflectance value, and the average print reflectance value within each step is computed. A plot of step average print reflectance versus input digital step tablet gray-level must result in a gray range of at least 130, excluding any saturation on the low end (print black reflectance) and high end (print white reflectance). (The scanner output gray-level to print reflectance conversion is established by generating the scanner's input/output curve using a calibrated step tablet.)

4.4 Geometric Accuracy and Print Scale

Requirement (across-bar):

When printing a digital bar target containing multiple, parallel bars, the absolute value of the difference between the measured distance across parallel bars on the print and the correct distance on the print shall not exceed the values given in Table F-4 for at least 97 percent of the tested "short distance" and "medium distance" cases in each direction (vertical and horizontal).

Table F-4 Printer Geometric Accuracy Requirements

Distance Error (D)	Distance Range (X)	Comment
$D \leq 0.001$	$0.00 < X \leq 0.07$	short distance
$D \leq 0.015X$	$0.07 < X \leq 1.50$	medium distance
$D \leq 0.010X$	$4.75 < X \leq 8.00$	long distance

Table Note: $D = |Y-X|$
X = correct distance = digital target pixels / required print resolution
Y = measured distance on print
D, X, Y are in inches

The average of all "medium distance" test cases, in each direction, shall not exceed the corresponding values of D given in Table F-4.

The average of all "long distance" test cases, in each direction, shall not exceed the corresponding values of D given in Table F-4.

Requirement (along-line):

Straight target lines printed parallel to or at a 45-degree angle to the paper or card edges shall be straight on the print with no significant waviness, bow, or "staircasing."

Background:

The across-bar requirement corresponds to a positional accuracy of ± 1.5 percent for distances greater than 0.07 inches and less than or equal to 1.5 inches and a constant ± 0.001 inches for distances less than or equal to 0.07 inches. With a 500 ppi-required print resolution, a digital bar target with a period of 18 pixels is used, which corresponds to a bar frequency of $500 / (25.4 * 18)$ cy/mm on the print, when printed life-size. The measured distance on the print can be obtained by scanning the print and applying computer-assisted assessment on the resulting digital image. The requirement takes into account the geometric errors inherent in a good quality scanner. For life-size printing, the print scale error is measured over a distance in the 0.07 to 1.50 inch range. Print scale error is equal to: (correct distance - measured distance) / correct distance. For lifesize printing at 500 ppi, a 1.5 percent allowable error in distance, measured in inches, is equivalent to an allowable print ppi error equal to ± 7.5 ppi.

The along-line requirement can be assessed visually, aided, *e.g.*, by a straight-edge and magnifying lens.

4.5 Noise

Requirement:

For a required printer resolution of 500 ppi, the noise magnitude shall be less than 0.120 at each average print reflectance level when noise magnitude is defined as the standard deviation of print reflectance values within an area on the print corresponding to a constant gray-level on the input digital target. (Print reflectance is measured in fractional units: 0.0 to 1.0 range.)

Background:

A digital step tablet is printed, the print is scanned at 1000 ppi, each pixel's output gray-level value is converted to the corresponding print reflectance value, and the standard deviation of print reflectance values within each step is computed. The scanner output gray-level to print reflectance conversion is established by generating the scanner's input/output curve using a calibrated step tablet.

4.6 Print Polarity and Color

Requirement:

The printed fingerprints shall appear as dark gray-to-black ridges on a light gray-to-white background.

4.7 Print Permanence

Requirement:

The printed fingerprints shall not smear or smudge with normal handling.

4.8 Print Stability

Requirement:

Both the fingerprints and the card stock or paper on which they are printed shall retain their visually neutral (black, white, gray) color over time.

4.9 Hazardous Materials

Requirement:

The prints shall not produce any health hazard as a result of handling. They shall not produce any noxious, annoying, or unpleasant odors when accumulated in large numbers and handled in areas having limited ventilation.

Background:

Requirements 4.7 (print permanence), 4.8 (print stability), and 4.9 (hazardous materials) are met by standard laser printers.

4.10 Fingerprint Prints

4.10.1 Print Types Requirements

Requirement:

The printer shall have the capability to print a set of individual livescans or previously scanned, individual inked fingerprints, life-size and in their correct printblock locations, onto a standard tenprint fingerprint card (*e.g.*, fingerprint card type FD-258), or print onto blank 8.0 by 8.0 inch card stock, or print onto blank 8.5 x 11.0 inch plain paper. In the case of printing fingerprints onto blank card stock or blank paper, the printer shall also print the printblock boundary lines and labeling that normally appears on a standard tenprint card.

The printer shall have the capability to print a previously scanned tenprint card in its entirety and life-size onto blank 8.0 x 8.0 inch card stock or onto blank 8.5 by 11.0 inch plain paper.

NOTE: Printer margins for any printblock when printed on 8.0 x 8.0 inch card stock may not exceed 10% of the image width dimensions. For an image 1.6 inches wide, this means a margin of 0.16 inches or less. In worst case, truncation of card edges is acceptable. Any shrinkage resulting in image reduction is unacceptable.

The printer shall have the capability to print a single fingerprint magnified up to five times beyond life-size onto 8.5 by 11.0 inch plain paper.

When printing in tenprint card format onto tenprint card stock, blank card stock, or plain paper, the printer shall also have the capability to print labels, bar chart, step tablet, and finger condition codes, all on the same print with the fingerprints. Figure F-1 illustrates the printing of this auxiliary information. Sections 4.10.2 through 4.10.5 of this appendix give the detailed requirements.

4.10.2 Labels

Requirement:

When printing fingerprints in tenprint card format, the printing process shall have the capability to print a character string of scanner information within the left four finger plain impression printblock and a character string of printer information within the right four finger plain impression printblock. Each character string shall be printed along the top inside edge of the respective printblock in a type font and size that is large enough for human readability without the aid of a magnifier and small enough so as not to unduly impinge on fingerprint structure.

The scanner information string shall include the scanner make, model number, and serial number, if available, and/or similar information on the scanner system. The printer information string shall include the printer make, model number, and serial number, if available, and shall include similar information on the fingerprint printing algorithm, if available, and shall include the date and time of printing.

The scanner and printer character strings shall be printed without a background, border, or any other type of added surround.

Background:

Information for the scanner string can typically be obtained from the EBTS Type-2 record field identified as "IMA 2.067 – Image Capture Equipment," which includes scanner system make, model number, and serial number.

A printer is certified as a combination of a specific brand/model printer and fingerprint printing algorithm; the latter may also have a name or version designation.

Character string printing: a solid background (*e.g.*, white) to the character string is unacceptable because it would unnecessarily obliterate some parts of fingerprints on some images. Individual characters with no background that overprint the fingerprint would obliterate a much smaller proportion of the fingerprint and are acceptable. Printing the character strings in an open space created by offsetting printblocks 6-10 from printblocks 11-14 is unacceptable because it changes the dimensions of the standard tenprint card format, and it cannot adequately accommodate fingerprints that stray across printblock boundaries.

Proper text size typically would correspond to a height of a numeral or upper case letter being in the range: 0.067 inches to 0.095 inches.

4.10.3 Bar Chart

Requirement:

When printing fingerprints in tenprint card format, the printing process shall have the capability to print a bar chart consisting of equally spaced horizontal black bars and vertical black bars printed at the required printer resolution.

The bar chart shall be positioned at the top edge within the right thumb plain impression printblock and shall have a maximum width of 0.8 inches and a maximum height of 0.125 inches. The bar chart shall contain at least 10 parallel bars in each direction, vertical and horizontal, with a bar length of at least 0.0625 inches (not necessarily the same number of bars, or same bar length, in the two directions).

An optional, uniform mid-grey-level patch may be included between the horizontal and vertical bar components.

The bar chart shall be printed without border or any other type of added surround.

Background:

For a 500-ppi printer requirement, the limiting frequency is 250 cycles per inch, which implies that 250 black bars per inch are printed, where the 0.002-inch width of an individual bar is equal to the width of the white space between two bars.

If a mid-gray patch between the vertical and horizontal bar patterns appears to have the same overall gray-level on the print as the two bar patterns, then this may indicate that the printer gamma/highlight/lowlight settings are optimum and/or that the printer toner supply was adequate for printing.

4.10.4 Step Tablet

Requirement:

When printing fingerprints in tenprint card format, the printing process shall have the capability to print a step tablet, consisting of two adjacent horizontal bands, each band having 16 gray-levels. The top band should progressively darken from left to right and the bottom band should progressively darken from right to left. The 16 digital input gray-levels corresponding to one band shall be identically the same as for the other band, and both bands shall substantially cover the total gray-level range. This step tablet shall be positioned at the top edge within the left thumb plain impression printblock and shall have a total width between 0.5 inches and 0.8 inches and a total height between 0.0625 inches and 0.125 inches.

The step tablet shall be printed without border or any other type of added surround.

Background:

If the top band and bottom band appear “balanced” on the print, *i.e.*, the same mid-gray level appears in the middle of both the top and bottom bands, then this may indicate that the printer gamma/highlight/lowlight settings are optimum.

4.10.5 Finger Condition Codes

Requirement:

When printing fingerprints in tenprint card format, the printing process shall have the capability to notate the presence of an abnormal finger condition in the appropriate printed fingerprint block for those cases where the EBTS Type-2 record field identified as “AMP” (amputated or bandaged) is available and/or for those cases where similar information is available from other sources, such as a state system (possibly with other notation codes).

4.10.6 Fingerprint Quality

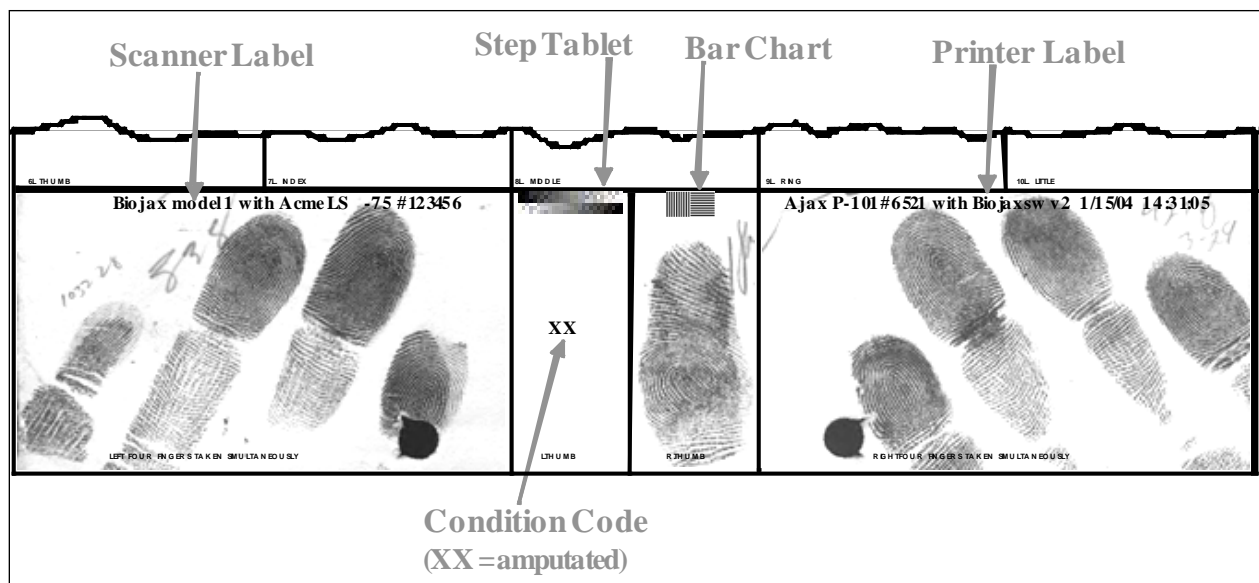
Requirement:

The printer shall produce sufficient print quality to allow usable viewing of life-size fingerprint prints under magnification to support fingerprint comparisons, *i.e.*, identification or non-identification decisions. The print image shall maintain its sharpness and detail rendition structure up to at least 4X magnification to the extent that ridges and ridge joints, bifurcations, and terminations that exist in the input digital image to the printer can be substantially discerned by the human observer on the output print without being “lost in the noise.” In addition, the printing process shall not create significant false detail, *e.g.*, it shall not create ridges where none existed in the input digital image.

Background:

Assessment of the requirement is performed by visual inspection of the print augmented by appropriate quantitative analysis of the scanned print.

**Figure F-1 Auxiliary Information Printed in Tenprint Card Format Print
(Example Text)**



5.0 Mobile ID

A mobile identification device is a livescanner viewed in the context of a portable biometric acquisition station, i.e. one that is not intended to be stationary and hardwired to a much larger system used for comparing or matching biometric samples. Since mobile devices may satisfy a variety of collection modalities with differing image size and accuracy requirements, a set of Fingerprint Acquisition Profiles (FAP) for fingerprint images has been developed. Table F-5 summarizes the image sizes and IQS specification requirements relevant for each image interchange profile allowed by the FBI for an RPIS transaction.

Requirement – Image Size/Impression Type:

For a given FAP, the minimum image dimensions and full range of simultaneous number of fingers specified in Table F-5 shall be met. The device shall be able to collect flat impressions. Rolled acquisition is optional.

Requirement – Image Quality:

As indicated in Table F-5, two IQS specification requirements are supported for mobile ID scanners. When the IQS specification requirement is PIV, then all requirements in Personal Identity Verification (PIV) Image Quality Specifications for Single Finger Capture Devices shall be met. When the IQS specification requirement is App F, then all the requirements in Section 2 of this document shall be met.

Background:

FAP 30 and lower are for single finger sensors and are primarily for identification/verification, while FAP 40 and above support simultaneous image capture which is faster, reduce sequence errors and produces higher quality images for both enrollment and identification searches. For RISC participation, the FBI will require acquisition devices to meet a minimum FAP 30 to allow the following biometric processing functions to be performed: (1) automatic feature detection; (2) fingerprint classification; (3) overall AFIS search reliability; and (4) conclusive fingerprint comparisons. The final clarification and definition of minimum FAP level may be the result of future testing to analyze the effects of different FAP levels against the aforementioned functions. Agencies submitting RPIS transactions should select a FAP level based on their specific requirements.

RISC Conformance:

The FBI is aware that devices with FAP levels 10 and 20 are currently used in conjunction with the RISC pilot as well as existing AFIS systems with mobile submissions. In order to enable this installed base of lower FAP devices to continue to operate, the FBI will grandfather their continued usage in RISC after the NGI RISC deployment. Any new devices acquired after January 1, 2013 will be subjected to the FAP 30 minimum requirement, even if acquired and deployed by RISC pilot agencies as well as other state and local agencies.

Table F-5 Mobile ID IQS Requirements

Fingerprint Acquisition Profile (FAP)	Minimum Image Dimensions (WxH in inches)	IQS Specification Requirements	Simultaneous # of Fingers
10	0.5 x 0.65	PIV	1
20	0.6 x 0.8	PIV	1
30	0.8 x 1.0	PIV	1
40	1.6 x 1.5	PIV	1-2
45	1.6 x 1.5	App F	1-2
50	2.5 x 1.5	App F	1-3
60	3.2 x 3.0	App F	1-4

NOTE: Although the RISC will accept submissions from Mobile Fingerprint Scanners that don't meet these requirements, the CJIS Division reserves the right to enforce these, or any other, scanner requirements deemed necessary to meet accuracy levels established by the CJIS Division's Advisory Policy Board. NGI RISC participants should refer to the FBI Biometric Specification (www.fbibiospecs.org) IAFIS Certified Products List/Mobile ID Category for a list of mobile identification devices which have been certified by the FBI as tested and in compliance with the FBI's Next Generation Identification (NGI) initiatives and Integrated Automated Fingerprint Identification System (IAFIS) Image Quality Specifications (IQS). The certification process is not intended to endorse one product over a competitor's product but merely to certify that the product meets FBI standards and that, between two products that meet FBI standards, the FBI does not recommend one over the other.

6.0 Fast-Track Certification

First, to review, full certification testing is required when:

- An uncertified livescan device is presented together with suitable SW such that the combination prospectively meets all IQS requirements.
- A hardcopy scanner or printer (typically a COTS product) is presented together with suitable SW such that the combination prospectively meets all IQS requirements. (The specific SW may be sold separately from the COTS HW, but only the specific HW/SW combination is certified.)
- Substantive modifications are made to an already-certified device. For example, the sensor or optics is changed, the capture area is expanded, the signal processing is substantively changed, or a 500 ppi-certified device is extended for operation at 1000 ppi.

Fast track certification testing is sufficient when:

- A vendor adds "value" to an already certified device by, for example, integrating additional SW and/or HW and repackaging the combination to create a Value-Added Reseller (VAR)

label system. However, if there is a reasonable expectation that the added SW, HW, or repackaging will affect the image quality performance of the original certified device, then full certification testing would be required.

- A vendor makes relatively minor modifications to a previously certified device. For example, a membrane is added to (or deleted from) a certified livescanner, an automatic document feeder is added to a certified manual-feed cardscanner, or a 1000 ppi-certified scanner is operated at 500 ppi using the same optics, sensor, and illumination.

Table F-6 presents the test data requirements for some common fast track certification scenarios; for test requirements for other scenarios, contact the FBI. In addition to the test data, the vendor seeking fast track certification must provide a written statement to the FBI (letter or e-mail) affirming that the previously certified fingerprint device has not been changed with respect to device functions, hardware, firmware, or software that could reasonably be expected to affect image quality performance.¹³ Specific to a scanner, the optics and optical layout, sensor, illumination, image capture electronics, and signal processing have not been changed and the maximum capture area has not been increased.

No certification testing is necessary when:

- The original recipient of a certification wishes to change the model name and there are no other changes to the certified product.
- The original recipient of a certification wishes to repackage the device if there is a reasonable expectation that the repackaging will not affect the image quality performance of the device. All device HW/SW components that may affect image quality performance must remain the same as they were when originally certified. For example, repackaging a device into a ruggedized cabinet or repackaging a floor-standing device as a desktop device by separating out the host computer would not necessarily require further testing, but changing the optical path or optical train of elements to accommodate the repackaging would normally require retesting.
- A reseller of a certified device wishes to sell the device under its own label or under the original label. The certified device must remain intact, unmodified, and as a stand-alone product with no added HW/SW. If relabeled by reseller, the certification is only valid when that label does in fact contain the originally certified device, *i.e.*, no blanket certification for rebrands.¹⁴

An end user receives a certified device to be used “as is” without modification (an end-user does not need its own certification).

¹³ Except for inherent image quality changes in specific situations, e.g., when recertifying a 1000 ppi scanner at 500 ppi.

¹⁴ If there is no Fast Track testing, the device will not be listed under the resellers name in the FBI certification list. Instead it will remain listed / certified under the original vendor and device name. A separate reseller listing requires some Fast Track data.

Table F-6 Fast Track Certification Procedures (Common Scenarios)

Fast Track Certification	Type	Test Data to be Provided to FBI	Requirements Compliance within Appendix F
Livescanner	Vendor A incorporates vendor B's certified device into vendor A's value-added system. Vendor adds (or deletes) platen membrane to certified device.	Livescans from 5 subjects (10 rolls & 4 plains, each subject) Sinewave or bar target scans (target supplied by vendor) and livescans from 5 subjects (10 rolls & 4 plains, each subject).	Section 2.6 Sections 2.1, 2.3, & 2.6
Cardscanner	Vendor A incorporates vendor B's certified device into vendor A's value-added system.	Ten 10-print card scans (cards supplied by FBI)	Section 2.6
Cardscanner with Automatic Document Feeder (ADF)	Vendor recertifies manual card scanner for use with ADF.	100 10-print card scans (cards supplied by FBI)	Section 2.6
Printer	Vendor A incorporates vendor B's certified device into vendor A's value-added system.	Print of printer test target (target supplied by FBI)	all subsections under section 4.0 pertaining to digital test target
1000 ppi fingerprint scanner as 500 ppi fingerprint scanner	Vendor recertifies its own fingerprint scanner in alternate operating mode.	Cardscanner: Sinewave target scans (target supplied by vendor) and ten 10-print card scans (cards supplied by FBI) Livescanner: Sinewave or bar target scans (target supplied by vendor) and livescans from 5 subjects (10 rolls & 4 plains, each subject)	Sections 2.1, 2.3, & 2.6

Appendix F Definition of Terms:

HW – Hardware, which may include firmware

SW – Software, which may include firmware

COTS – Commercial-Off-The-Shelf product

Vendor – generic term to include Original Equipment Manufacturer (OEM), reseller, VAR, product assembler, systems integrator, and similar.

Full IQS Certification – a complete set of test data covering all IQS requirements is submitted.

Fast Track IQS Certification – a partial set of test data covering defined IQS requirements is submitted.

APPENDIX F REFERENCES

[MobileID] - *Mobile ID Device Best Practice Recommendation & Specification*, Aug 2009, National Institute of Standards and Technology (NIST), available at <http://fingerprint.nist.gov/mobileid>

[PIVspec] – *Personal Identity Verification (PIV) Image Quality Specifications for Single Finger Capture Devices*, FBI Biometric Specifications, 10 July 2006, available at <http://www.fbibiospecs.org/fbibometric/docs/pivspec.pdf>

[ANSI/NIST-ITL 1-2007] - *American National Standard for Information Systems-Data Format for the Interchange of Fingerprint Facial, & Other Biometric Information – Part 1*, April 20, 2007

[TestProcedures] – *Test Procedures for Verifying IAFIS Image Quality Requirements for Fingerprint Scanners and Printers*, MITRE Technical Report MTR050016R1, September 2008.

APPENDIX G - RESERVED

APPENDIX H - DESCRIPTORS AND FIELD EDIT SPECIFICATIONS FOR TYPE-7 LOGICAL RECORDS

Table H-1 summarizes the content of each of the fields in the Type-7 record. However, the byte counts do not account for any separator characters.

FGP - Finger Position. This **mandatory**, fixed-length field shall occupy the 7th through 12th bytes of a Type-7 record. It shall contain possible finger positions beginning with the least-most byte of the field (byte seven of the record). The decimal code number for the known or most probable finger position shall be taken from Table 12 “Finger Position code & maximum size” of the standard “Data Format for the Interchange of Fingerprint, Facial & Scar Mark & Tattoo (SMT) Information,” ANSI/NIST-ITL. The number shall be entered as a binary number, right justified, and left zero filled within the eight-bit byte. Up to five additional finger positions may be referenced by entering the alternate finger positions in the remaining five bytes using the same format. If fewer than five finger position references are to be used, the unused bytes shall be filled with the binary equivalent of “255.” The code “0” (for unknown finger) shall be used to reference every finger position from one through ten.

GCA – Grayscale Compression Algorithm. This **mandatory**, one-byte field shall occupy the 18th byte of a Type-7 record. It shall be used to specify the type of grayscale compression algorithm used (if any). A binary “0” denotes no compression. Otherwise, the content of this byte shall be a binary representation for the number allocated to the particular compression technique used by the interchange parties. The FBI maintains a registry relating these numbers to the compression algorithms.

HLL - Horizontal Line Length. This **mandatory**, two-byte field shall occupy the 14th and 15th bytes of the Type-7 record. It shall be used to specify the number of pixels contained on a single horizontal line of the transmitted image.

IDC – Information Designation Character. This **mandatory**, one-byte binary field shall be used to identify the image data contained in this record. The IDC contained in this field shall be a binary representation of the IDC found in the file content field of the Type-1 record.

IMG – Image Data. This binary field shall contain all of the high-resolution grayscale image data. Each pixel of the uncompressed image shall be quantized to eight bits (256 gray-levels) contained in a single byte. If compression is used, the pixel data shall be compressed in accordance with the compression technique specified in the GCA field. This completes the high-resolution image description for a single image.

IMP – Impression Type. This **mandatory** one-byte field shall occupy the sixth byte of a Type-7 record. The code selected from Table 11 “Finger impression type” in the ANSI/NIST-ITL standard referenced above describes the manner by which the fingerprint image information was obtained.

ISR – **Image Scanning Resolution.** This **mandatory**, one-byte field shall occupy the 13th byte of a Type-7 record. It shall contain a binary value of “0” if the minimum scanning resolution is used and a “1” if the native scanning resolution is used.

LEN – **Logical Record Length.** This **mandatory**, four-byte binary field shall contain the length of the logical record specifying the total number of bytes, including every byte of all the fields contained in the record.

VLL – **Vertical Line Length.** This **mandatory**, two-byte field shall occupy the 16th and 17th bytes of the Type-7 record. It shall be used to specify the number of horizontal lines contained in the transmitted image.

Table H-1 Field List for Type-7 (Miscellaneous Image) Logical Records

Identifier	Condition	Field No.	Field Name	Character Type	Field Size Per Occurrence		Occurrences		Max. No. of Bytes	Example Data	Special Characters Allowed
					Min.	Max.	Min.	Max.			
LEN	M		LOGICAL RECORD LENGTH	B	4	4	1	1	4		
IDC	M		INFORMATION DESIGNATION CHARACTER	B	1	1	1	1	1		
IMP	M		IMPRESSION TYPE	B	1	1	1	1	1		
FGP	M		FINGER POSITION	B	6	6	1	1	6		
ISR	M		IMAGE SCANNING RESOLUTION	B	1	1	1	1	1		
HLL	M		HORIZONTAL LINE LENGTH	B	2	2	1	1	2		
VLL	M		VERTICAL LINE LENGTH	B	2	2	1	1	2		
GCA	M		GRAYSCALE COMPRESSION ALGORITHM	B	1	1	1	1	1		
IMG	M		IMAGE DATA	B	1	6,200,000	1	1	6,200,000		

Under the Condition column: O = optional; M = mandatory; C = conditional, see notes.

Under the Character Type column: A = alpha; B = binary; N = numeric; S = special characters.

APPENDIX I - SUMMARY LOGICAL RECORD LAYOUTS FOR TYPE-2 DATA MANAGEMENT TRANSACTIONS

1.0 Introduction

Appendix I presents the summary of the Type-2 logical record layouts for Data Management transactions. Table I-1 is a summarization representation of these transactions. For detailed specifications of individual fields of these record sets, see Appendix C.

2.0 Interpretation of the Table

The column headers at the top of the page select a particular transaction. The row headers in the left margin give the tag number and ID for each field. The cell at the intersection of any given row and column gives summary information about the use of that field (row) in that transaction (column). If that cell is blank, the field is not used in that record. Otherwise, the number at the right in the cell gives the maximum number of occurrences of that field for that record. If the cell is shaded, then the field's inclusion is optional for that record; unshaded cells indicate mandatory inclusion. The diagonal pattern represents future initiatives, field tags, and type of transactions. In all cases, the minimum number of occurrences for a mandatory field is one, and zero for an optional field.

Table I-1 Summary Field Lists for Data Management Transactions
(Maximum Occurrences of Each Element for Each Logical Record Type)

Tag	BDEC	BDECR	BDEL	BDELR	CPD	PDR	ERRI	FIS	FISR	ULD	ULDR
2.001 LEN	1	1	1	1	1	1	1	1	1	1	1
2.002 IDC	1	1	1	1	1	1	1	1	1	1	1
2.003 FFN											
2.005 RET											
2.006 ATN	1	1	1	1	1	1	1	1	1	1	1
2.007 SCO					9	9	9	9	9	9	
2.010 CIN	1		1							1	1
2.011 CIX	1		1							1	1
2.014 FBI	1	1	1	25	1	5	1	1	1		
2.015 SID							1	1	1		
2.016 SOC											
2.017 MNU											
2.018 NAM								1	1		
2.019 AKA											
2.020 POB											
2.021 CTZ											
2.022 DOB											
2.023 AGR											
2.024 SEX											
2.025 RAC											
2.026 SMT											
2.027 HGT											
2.028 HTR											
2.029 WGT											
2.030 WTR											
2.031 EYE											
2.032 HAI											
2.033 FPC											

Table I-1 Summary Field Lists for Data Management Transactions
(Maximum Occurrences of Each Element for Each Logical Record Type)

Tag	BDEC	BDECR	BDEL	BDELR	CPD	PDR	ERRI	FIS	FISR	ULD	ULDR
2.034 PAT											
2.035 PPA								1			
2.036 PHT											
2.037 RFP											
2.038 DPR								1			
2.039 EAD											
2.040 OCP											
2.041 RES											
2.042 MIL											
2.044 GEO											
2.045 DOA					1	1					
2.046 DOS					1	1					
2.047 ASL											
2.049 EID											
2.051 CSL											
2.053 OFC											
2.054 SSD											
2.055 SLE											
2.056 ICO											
2.057 FNR											
2.059 SRF	1										
2.060 MSG		1		1			11		1		
2.061 CST											
2.062 IMT									3		
2.063 PTD											
2.064 CAN											
2.065 RSR											
2.067 IMA											

Table I-1 Summary Field Lists for Data Management Transactions
(Maximum Occurrences of Each Element for Each Logical Record Type)

Tag	BDEC	BDECR	BDEL	BDELR	CPD	PDR	ERRI	FIS	FISR	ULD	ULDR
2.069 ETC											
2.070 RAP											
2.071 ACN											
2.072 FIU									13		
2.073 CRI	3	3	3	3	3	3	3	3	3	3	3
2.074 FGP											
2.075 ERS											
2.076 PRI											
2.078 PEN											
2.079 NCR											
2.080 EXP						1					
2.081 UCN											
2.082 REC						1					
2.083 ULF											
2.084 AMP								1			
2.086 SCNA										1	1
2.088 NOT											
2.089 MSC											
2.091 RCD1											
2.092 RCD2											
2.095 RFR											
2.098 NDR											
2.2009 PTY											
2.2010 NIR											
2.2012 IIR											
2.2029 BSI	1		1						3		
2.2034 ULR	1										
2.2035 EVI											

APPENDIX J - DESCRIPTORS AND FIELD EDIT SPECIFICATIONS FOR TYPE-9 LOGICAL RECORDS

This appendix provides the field specifications for submitting a Type-9 Image Feature record with a transaction. Along with a detailed explanation of the FBI IAFIS block fields and the Extended Feature Set block that can be included in this record type, the XML tag name has been included. Specifications for minutiae data are based on the ANSI/NIST-ITL Type-9 Record. As NGI moves forward with replacing latent functionality, CJIS will be adding the 'public' templates (Extended Feature Set). These templates are outlined at the end of the detailed CJIS block fields. This standard has additional requirements for this message and therefore contains a created substitution element for the abstract ANSI/NIST-ITL element <itl:RecordMinutiae>. This standard uses this element, <ebts:Minutiae>, to represent information specific to an FBI Biometric Identification message.

Table J-1 summarizes all possible fields in the Type-9 according to the ANSI/NIST and includes the IAFIS defined fields. The following subsections layout in alphabetically order the complete definition of fields used by NGI while processing a Type-9 record. NGI will allow for both FBI IAFIS Feature Set and the ANSI/NIST Extended Feature Set. When both sets are present, NGI will use the Extended Feature Set. When features are being returned, NGI will place those features in the Extended Feature Set.

1) Common Fields

The following list of fields are those common to both the FBI IAFIS Feature Set and the Extended Feature Set.

FMT 9.004 – Minutiae Format. <ansi-nist:MinutiaeFormatNISTStandardIndicator>

This one-byte field shall be used to indicate whether the remainder of the record adheres to the ANSI/NIST-ITL standard or is user-defined. This field shall contain an "S" to indicate the minutiae are formatted as specified by the ANSI/NIST-ITL standard fields 9.005 to 9.012 or a "U" to indicate user-defined, such as CJIS-defined minutiae. If the minutiae record is formatted in user-defined terms, the remaining fields of the logical record may not be applicable. The XML encoding uses a Boolean value to indicate if the record is "standard" ("true") or not ("false").

IDC 9.002 – Information Designation Character. <ansi-nist:ImageReferenceIdentification>

This two-byte field shall be used for the identification and location of the minutiae data. The IDC contained in this field shall match the IDC found in the file content field of the Type-1 record.

IMP 9.003 – Impression Type.

<ansi-nist:FingerprintImageImpressionCaptureCategoryCode>

This one-byte binary field describes the manner by which the fingerprint image information was obtained. The allowable codes, as defined by Table 11 of the ANSI/NIST-ITL 1-2007 standard, are as follows.

Description		Code				
		Fingerprint		Palm	Plantar	Unknown Friction-ridge
		Plain	Rolled			
Livescan	Livescan (type unknown or unspecified)	0	1	10	30	
	Vertical Swipe	8		N/A		
	Optical contact	20	21			
	Non-optical contact	22	23			
	Optical contactless	24	25			
Non-optical contactless	26	27				
Non-livescan (e.g. inked)		2	3	11	31	
Latent	Impression	4		12	32	36
	Tracing	5		13	33	37
	Photo	6		14	34	38
	Lift	7		15	35	39
Other		28				
Unknown		29				

LEN 9.001 – Logical Record Length. This ASCII field shall contain the length of the logical record specifying the total number of bytes, including every character of all the fields contained in the record. The number of characters added to the record by the LEN field itself shall be included in calculating the value of LEN.

2) FBI IAFIS Feature Set Fields

The following list of fields are those used in the FBI IAFIS Feature Set.

AFV 9.013 – AFIS Feature Vector. <nc:BinaryBase64Object>

This field is a bit-packed field on the minutiae, the nearest neighbors, pattern class, and ridge counts. Its presence in the Type-9 record is allowed by including a “U” in the tagged field 9.004. It possesses sufficient features data to replace the rest of the Type-9 native mode record.

APC 9.017 – AFIS/FBI Pattern Classification. <ebts:MinutiaeFingerPattern>

This field contains one to three subfields. For native encoding, these fields will be separated by the \mathbb{R} separator with each subfield composed of three information items separated by the \mathbb{U} separator character. Each subfield reports a possible basic pattern class (APAT) and the ridge counts (RCN1, RCN2) defining its subpattern class. The AFIS/FBI automatic classifier recognizes only four basic pattern classes: arch (AU), left slant loop (LS), right slant loop (RS), and whorl (WU). It further subdivides the basic pattern classes of loops and whorls according to the count of ridges crossed or touched along a straight line joining the core(s) to the delta(s). The count is one more than the number of intervening ridges. For latents, the latent examiner is expected to make a best estimate as opposed to a range. AFIS/FBI treats all indicated pattern classes equally (*i.e.*, no significance given to the order of the possible classes provided). AFIS/FBI will apply a suitable tolerance to the specified ridge count for search space penetration.

The tagged field accommodates a primary pattern and up to two reference patterns in the one-to-three subfields. The first information item of a subfield contains the two-character symbol for the pattern being designated. The second and third information items contain the appropriate subpattern class ridge count between the core(s) and the delta(s) with permissible values of 1 to 30 for actual ridge counts. For native encoding, a zero (0) should be entered if a ridge count is not appropriate; a thirty-one (31) if it was appropriate but not counted or indeterminate. For XML encoding, the field is omitted if the value is zero (0). Both information fields in the native encoding are zero for an arch, the second information item in a subfield should be zero if the pattern for the subfield is a loop, and neither information item should be zero for a whorl. If a whorl is indicated in pattern classification, the second information item (RCN1) of a subfield contains the ridge count from the left delta to the downward opening core, and the third information item (RCN2) contains the ridge count from the right delta to the upward opening core. This implies that a central pocket whorl will have both a downward and an upward opening (directed) core generally aligned along the major axis of the innermost ellipse. If the automatic or manual classifier indicates all four basic patterns are possible, then the fingerprint should be designated as “fully referenced” by providing only one subfield with the first information item “UC”; the second and third information items should both be “31.” If a particular fingerprint was not characterized for a tenprint native mode search request, no Type-9 logical record should be submitted for that finger position, and the classification code for the missing finger must be placed in the Type-2 pattern class field.

Description	First Information Item	Second Information Item	Third Information Item
Arch (type not designated)	AU	0	0
Left slant loop	LS	1 – 31	0
Right slant loop	RS	1 – 31	0
Whorl (type not designated)	WU	1 – 31	1 - 31
Complete scar	SR	0	0
Amputation	XX	0	0
Unable to classify	UC	0 or 31	0 or 31

CHQ 9.024 – Characterization Quality. <ebts:MinutiaCharacterizationQualityValue>

This is a single information item field of three numeric characters with the possible value of 1 to 254. Within AFIS/FBI, the principal quality parameter is the “Equivalent Number of Minutiae.” The distribution of the parameter over thousands of fingerprints approximates a Gaussian distribution with a mean of about 50 and a standard deviation of about 12. The equivalent number of minutiae is calculated as the sum of the weighted normalized quality with the weighting being the number of qualified neighbors for the minutiae divided by the maximum number of neighbors (eight). The normalized minutiae quality ranges from unity (best) to zero

(worst). A qualified neighbor would be another minutia with a reliable separating ridge count (less than 14) and within a reliable distance (not more than 1/5 inch).

CLQ 9.025 – Classifier Quality. <ebts:MinutiaClassifierQualityValue>

This is a single information item field of seven characters representing a positive real number between one (1.0000) and 99 (99.9999) indicating the quality or confidence of the automatic classification. The presence of the information item may reduce the AFIS/FBI processing load, but its absence will not degrade AFIS/FBI performance. A value of 1.0000 indicates best possible quality or confidence; increasing values indicate progressively worse quality or confidence. The information item format shall be XX.YYYY in which XX represents the integer portion and YYYY the fractional portion to four decimal places with a decimal point (period) between.

COF 9.019 – Coordinate Offsets. <ebts:MinutiaCoordinateOffsets>

This field allows the recording of translation, rotation, and image cropping employed in the characterization process to allow the examiner or an analyst to overlay onto the original or intermediate image the features reported in this record. The field contains five eight-character information items. For native encoding, each item will be separated by the $\frac{U}{S}$ separator. Unused information items may be empty, but the $\frac{U}{S}$ separators must be included.

For AFIS/FBI, the units are in original image pixels and degrees using standard image processing coordinates; that is, (0,0) origin at the upper left, column index increasing from left to right, and row index increasing from top to bottom. For the native encoding, the column and row coordinate indexes (XYP) shall be coded as a single eight-digit integer number composed of a four-digit column coordinate (X) connected to a four-digit row coordinate (Y) using a format of XXXXYYYY. A minus sign is permitted in the leftmost digit of a four-digit group. For the XML encoding, there will be separate fields for X and Y coordinates.

The five information items are:

1. the offset to the upper left corner of a non-rotated sub-image used subsequently in image processing
2. the coordinates of the center of rotation within the sub-image about which the sub-image is rotated
3. the clockwise rotation angle (THET) in ten-thousandths of a degree resolution (e.g., 072.2342) including the decimal point
4. the coordinates of the center of rotation in the rotated sub-image after the sub-image has been translated to eliminate negative column and row indexes
5. the upper-left-corner column and row offsets to a cropped sub-image taken from the rotated image once adjusted to eliminate negative coordinate values.

CRA 9.021 – Core(s) Attribute. <ebts:MinutiaeFingerCoreAttributePosition>

This field is for cores that can be perceived in the fingerprint (both tenprint and latent). If there is no core perceived in the fingerprint image, the tagged field should be omitted. This field contains up to two subfields (one subfield for each core). For native encoding, the subfields will be

separated by the R_S separator. Each subfield contains three information items representing the attributes of each core. For native encoding, these information items will be separated by the U_S separator.

- The first information item of a subfield contains the X and Y coordinate position of the core (XYM). The position shall be established either automatically or manually according to the definitions presented in The Science of Fingerprints. The X and Y values shall be coded as a single eight-digit integer number composed of the four-digit X coordinate (column) followed by the four-digit Y coordinate (row) using a format of XXXXYYYY. The X coordinate and Y coordinate are in units of 10 micrometers with the origin at the upper left. Core positions shall be in the same coordinate system as the minutiae. For the XML encoding, there will be separate fields for X and Y coordinates.
- The second information item of a subfield is of three-digit size and contains the direction of the core in integer degrees (DID). The direction is that of the core opening through the center of curvature for the innermost recurve at maximum curvature. The direction angle is positive counterclockwise from the reference horizontal to the right. Direction angles shall be reported between “001” and “360” degrees only. The value “000” shall be reserved for “direction not provided” while “360” shall be equivalent to zero degrees.
- The third information item of a subfield is of four-digit size representing the radius of position uncertainty (PUM) in the manual or automatic placement of the core in integer units of 10 micrometers.

DLA 9.022 – Delta(s) Attributes. <ebs:MinutiaeFingerDeltaAttributePosition>

This field is for deltas that can be perceived in the fingerprint for both AFIS/FBI latent and tenprint characterizations. If there is no delta perceived in the fingerprint image, the tagged field should be omitted. This field contains up to two subfields (one subfield for each delta). For native encoding, these subfields will be separated by the R_S separator. Each subfield contains five information items representing the attributes of each delta. For native encoding, these information items will be separated by the U_S separator.

- The first information item of a subfield consists of eight characters and contains the X and Y coordinate position (XYM) of the delta(s). The position shall be established either automatically or manually according to the definitions presented in The Science of Fingerprints. The X and Y values shall be coded as a single eight-digit integer number composed of the four-digit X coordinate (column) followed by the four-digit Y coordinate (row) using a format of XXXXYYYY. The X coordinate and Y coordinate are in units of 10 micrometers with the origin at the upper left. For the XML encoding, there will be separate fields for X and Y coordinates. Delta positions shall be in the same coordinate system as the minutiae.
- The next three information items of a subfield shall be of three-digit size each to contain the three directions of ridge flow (DID) outward from the delta in integer degrees.
 - The second information item of a subfield is the direction of the ridge flow upward from the delta.
 - The third information item of a subfield shall be the direction of ridge flow outward from the delta and to the left.

- The fourth information item shall be the direction of the ridge flow outward from the delta to the right. The direction angles are positive counterclockwise from the reference horizontal to the right. Direction angles shall be reported between “001” and “360” degrees only. The value “000” shall be reserved for “direction not provided” while “360” shall be equivalent to zero degrees.
- The fifth subfield of four-digit size represents the radius of position uncertainty (PUM) in the manual or automatic placement of the delta in integer units of 10 micrometers.

FCP 9.016 – Fingerprint Characterization Process. <ebts:MinutiaeReadingSystem>

This field of three information items identifies the characterization equipment and the amount of manual intervention employed in the characterization process. For native encoding, the three information items shall be separated by the $\frac{U}{S}$ separator.

- The first information item shall contain the name of the organization (VEN) providing the automatic process software.
- The second information item shall be a vendor-supplied, alphanumeric character pair (VID) representing the model and/or version of the automatic process.
- The third information item (MET) shall be an ordered sequence of three characters selected from the following list indicating the degree of automation in the characterization process.

Description	Code
First (leftmost) character (classification):	
Automatic pattern classification without manual intervention	C
Manually initiated or verified pattern classification	N
Second (middle) character (minutiae generation):	
Minutiae automatically generated, no manual editing or verification	A
Minutiae automatically generated, examiner verified or edited	E
Minutiae manually generated by examiner	M
Third (rightmost) character (ridge count):	
Automatic, synthesized ridge count without manual verification	S
Automatic, actual ridge count without manual verification	T
Automatic ridge count any method, examiner edited or verified	V

FGN 9.014 – Finger Number. <ansi-nist:MinutiaeFingerPositionCode>

This AFIS/FBI two-byte field shall contain a character designating the finger position that produced the information in this Type-9 record. If the exact finger position cannot be determined, “00” shall be entered. Multiple codes are not permitted. Possible finger positions for single latent characterizations are specified in the accompanying Type-2 logical record. If

multiple latents from the same person are transmitted, the particular finger position corresponding to the Type-9 record must be identified within the Type-9 record.

Allowable codes are taken from the ANSI/NIST-ITL standards, and are as follows.

Finger Position	Code
Unknown finger	00
Right thumb	01
Right index	02
Right middle	03
Right ring	04
Right little	05
Left thumb	06
Left index	07
Left middle	08
Left ring	09
Left little	10

MAT 9.023 – Minutiae and Ridge Count Data. <ebts:MinutiaDetail>

This AFIS/FBI field shall contain all of the individual minutiae and ridge count data associated with the current fingerprint impression. It shall be composed of as many subfields as there are minutiae stated in the minutiae count in the tagged field 9.015, NMN. Each subfield shall be devoted to a single minutia and shall consist of multiple information items. For native encoding, subfields shall be separated by the $\frac{R}{S}$ separator character and all information items within a subfield shall be separated by the $\frac{U}{S}$ separator character. The minutiae shall be indexed from one to NMN and need not be ordered according to any particular attribute. The first two information items are required, and the others allow AFIS/FBI to achieve best possible candidate list performance. An information item may be omitted, but its separator character must remain, except all ridge count data must be present with special values designating missing or omitted data.

Index number (MDX): The first information item shall be the index number, which shall be initialized to one and incremented by one for each additional minutia in the fingerprint. This index number serves to identify each individual minutia.

X, Y, and theta values (XYT): The X and Y coordinates are values ranging from zero upward, and the theta direction value, between 000 and 360, shall comprise the second required information item. These three values shall be coded and recorded as a single 11-digit integer number corresponding to the connected X, Y, and theta values, in that order. If the minutia is of Type D, the theta value shall be recorded as “000.” The origin of the coordinate system shall be

the upper left corner of the image with X increasing to the right and Y increasing downward. For XML encoding, this information field is represented in three separate fields for X, Y, and Theta.

The coordinate system units shall be units of 0.01mm (10 micrometers). The direction of an ending shall be into the ending ridge and the direction of a bifurcation shall be into the white space created by the dividing ridge. Angles shall be in integer degrees measured positive counterclockwise from a reference horizontal and to the right. The XY coordinates shall be applied after all rotation and translation of the image has been accomplished.

Quality measure (QMS): If present, the third information item is the minutiae quality measure. The two-digit values shall range from 0 to 63. The value zero shall indicate a manually encoded minutia. The value “1” shall indicate that no method of indicating a confidence level is available. Values between 2 and 63 shall indicate decreasing levels of confidence, with 2 denoting the greatest confidence.

Minutiae type designation (MNT): The fourth information item is the minutiae type designation. This shall be a single character chosen as follows.

Description	Type
Ridge ending	A
Ridge bifurcation	B
Ridge ending or bifurcation, no distinction provided	C
Type other than ending or bifurcation	D

Ridge count data (MRO): The fifth information item is the ridge count data for the nearest neighboring minutia of the indexed minutia. It shall be formatted as a series of eight sub-items, each consisting of a minutiae index number and a ridge count. This information shall be conveyed by combining the identity (MDX) of the neighboring minutia and the ridge count to that of neighboring minutiae into a five digit number. For AFIS/FBI, the minutiae identification index (MDX) shall increase from 1 to 254. The ridge count values (one more than number of intervening ridges) shall range from 0 to 15; with 14 indicating a count greater than 13, and 15 indicating an indeterminate count. Up to eight neighboring minutiae can be recorded, each being the nearest neighbor in an angular sector of 45 degrees (octant) with the zero-th octant centered (+/- 22.5 degrees) and aligned with the direction of the minutiae and increasing in octant index in the counterclockwise direction. If a minutia does not have a neighbor in a particular octant, the value “25515” should be used for the sub-item in native encoding. For XML encoding, this information item is represented in separate fields for the index and ridge count.

Octant residuals (RSO): The last information item of eight ASCII characters indicates into which half of the octant each neighboring minutia lies. This subfield is beneficial for performance but not mandatory. The characters are ordered left to right according to the ascending octant index. The corresponding character shall be 1 if the neighboring minutia lies in the counterclockwise half of the octant. The corresponding character shall be 0 if the neighboring minutia lies in the clockwise half of the octant or if there is no neighboring minutiae in the octant.

NMN 9.015 – Number of Minutiae. <ansi-nist:MinutiaeQuantity>

This AFIS/FBI field shall contain the count of the number of minutiae recorded for this fingerprint. For AFIS/FBI, the number should not exceed 254. If the number of minutiae provided in this field exceeds the number of minutiae the system can accommodate, the list will be truncated according to the reported minutiae quality. Minutiae below the proximal crease generally are not included.

ORN 9.020 – Orientation Uncertainty. <ansi-nist:PositionUncertaintyValue>

The orientation uncertainty is a substantial contribution for AFIS/FBI latent characterizations and is not used for tenprint searches. This one-to-three-character field contains an estimate of the deviation in degrees of the latent image (after rotation and translation to support editing and characterization) relative to fingertip up. The entry shall be the absolute value of the angular deviation from “tip-up.” The uncertainty would be zero if the impression were made with the extended finger aligned with the vertical of the displayed image. It is expected to be a human visual estimate of “the final image is aligned tip up within about X-degrees.” If the examiner does not provide an estimate, the default value shall be 180.

ROV 9.018 – Region of Value. <ebts:MinutiaPolygonalVerticesPositions>

This is a field of three to twenty subfields separated by the $\frac{R}{S}$ separator defining the vertices of a polygon that bounds the region of the image from which the characterization products have been extracted. For native encoding, each eight-character subfield consists of the combination of the row and column coordinates (XYM), with the first four digits representing the column and the second four digits representing the row in the XXXXYYYY structure. For the XML encoding, there will be separate fields for X and Y coordinates. The vertices shall be identified in the same coordinate system as the minutiae, cores, and deltas in units of 10 micrometers and padded on the left with zeros as appropriate. The order of the vertices must be in their consecutive order around the perimeter of the polygon, either clockwise or counterclockwise. The polygon side defined by the last subfield and the first subfield shall complete the polygon. The polygon must be a simple, plane figure with no sides crossing and no interior holes. For native encoding, the subfields will be separated by the $\frac{R}{S}$ separator.

3) Extended Feature Set Fields

The following list of fields are those used by NGI in the Extended Feature Set.

COM 9.351 – Comment. <ansi-nist:MinutiaeCommentText>

This optional text field contains additional information not noted in other fields. This may include unformatted text information such as location, background information, or descriptive information.

COR 9.320 – Cores. <ansi-nist:MinutiaeCore>

A core is located at the focus of the innermost recurving ridge line of a ridge pattern: if the ridge is viewed as a section of a circle, the core is the center of that circle; if the ridge is viewed as an

ellipse or parabola, the core is the focal point of that curve. Note that the core is not on the innermost recurving ridgeline itself.

The direction of the core is away from the center of the curve. The core or cores of a fingerprint are defined for all pattern classifications other than plain arches, as shown in the table below. Cores may be marked on tented arches if an innermost recurving ridge is present above the delta, so that each side of the recurving ridge extends to either side of the delta. Plain or central pocket loop whorls will only have one core if the innermost recurving ridge is circular, or two cores if elliptical. A circular whorl only has one core and does not have a defined direction. Accidentals may have any number of cores.

If one or more cores are present and the feature set is from a fingerprint, Field 9.307: EFS pattern classification / PAT should be defined. Note that this does not mean that the classification has to be known definitively, but must at least be known to the extent of excluding plain arches. When no cores are present, this field shall not be used.

For palmprints or other non-fingerprint friction ridge images, any number of core-like patterns may be defined using this field if such structures are present. Each core is defined in a separate subfield.

Number of Cores and Deltas by Pattern Class Table

Pattern Classification		Cores	Deltas
Arches	- Plain Arch	0	0
	- Tented Arch	0 or 1	0 or 1
Whorls	- Plain Whorl	1 or 2	2
	- Central Pocket Loop	1 or 2	2
	- Double Loop	2	2
	- Accidental Whorl	N	N
Loops		1	1

Each subfield consists of the following information items:

- The first information item ('x' coordinate / CXC) shall be expressed in integer units of 10 micrometers (0.01mm).
- The second information item ('y' coordinate / CYC) shall be expressed in integer units of 10 micrometers (0.01mm).
- The third information item (direction / CDI) is optional. This shall be set to the average tangent direction of the two closest ridges as measured 1.63mm (0.064 inches) from the focal point. This is approximately the same as the direction of the directrix of the best fitting parabola. The direction shall be omitted (left empty) for circular whorls, or if the direction is unknown.
- The fourth information item (radius of position uncertainty / RPU) defines the radius of a circle centered at the location (X,Y) of the core; the circle is sized to include the area of other possible locations of the core, if the precise location cannot be determined (such as due to poor clarity). If the location is known precisely, the radius of position uncertainty

may be omitted or set to 0. The radius of uncertainty is measured in integer units of 10 micrometers (0.01mm), and may overlap the edge of the image.

- The fifth information item (direction uncertainty / DUY) is optional. It contains the uncertainty of the direction of the core, in non-negative integer degrees. Valid values range from “0” to “180”: a value of “0” (default) indicates a certain direction, while a value of “180” indicates an unknown orientation.

CPF 9.361 – Corresponding Points or Features. <ansi-nist:MinutiaeFeatureCorrespondence>

This optional field is used to label points or features for comparison of the current feature set with other Type-9 feature sets in a transaction, which shows the interrelationships of the CPF labels for three different Type-9 records in a single transaction. This field is to be used only when two or more images contained in a single transaction are compared, either as candidates for individualization (potential mates), or for annotating reasons for exclusion.

For each of the images being compared, specific points or features are marked in each of the Type-9 records, with correspondence indicated by the use of the same label, each in a separate data entry (repeating subfield). Labels within a single Type-9 record shall be unique. For example, if a transaction contains one latent and multiple candidate exemplars, a feature labeled “A” in the latent’s Type-9 feature set corresponds with the feature labeled “A” (if present) in all of the exemplar Type-9 feature sets.

Corresponding Points or Features may refer to arbitrary points, or may refer to predefined features (as noted in the table below). The features include point features (such as minutiae, dots, or pores), but also may refer to areas (such as distinctive characteristics), lines (incipient ridges or creases), or paths (ridge path segments). Arbitrary points may be used to indicate characteristics that were not noted during analysis, or to indicate points in an exemplar that was not previously marked up.

Each feature corresponds to a separate subfield, of up to seven information items.

- The first information item (label / COL) is a mandatory 1-3 character alphanumeric label is used to indicate correspondence between CPFs in different Type-9 records. The label names may be selected and assigned at the discretion of the system or the examiner. Labels within a single Type-9 record shall be unique. Note that the use of a given label in one type-9 record means that that point or feature corresponds with any or all other features with the same label in other Type-9 records in the transaction.
- The second information item (type of correspondence / TOC) is a mandatory 1- or 2-character information item (code) used to indicate the type of correspondence or non-correspondence, set to the appropriate “Code” value from the table below.
- The third information item (corresponding field number / CFN) is conditional, used only if TOC = F or DF. The Field Number information item indicates the type of field being compared, and shall correspond to the “Field number” column of the table below. This is the Type-9 field number of the compared field.
- The fourth information item (corresponding field occurrence / FOC) is conditional, used only if TOC = F or DF. This information item indicates which repeating subfield of the specified field the label is applied to. Note that this is a 1-based index, not a 0-based index. Occurrences are numbered starting with 1.

- The fifth information item (corresponding 'x' coordinate / CXC) is conditional, used only if TOC = P or DP. It is expressed in units of 10 micrometers (0.01mm).
- The sixth information item (corresponding 'y' coordinate / CYC) is conditional, used only if TOC = P or DP. It is expressed in units of 10 micrometers (0.01mm).
- The seventh information item (comment / COC) is optional and may contain a text comment or description related to the CPF.

EFS Codes for Field Numbers Used for Corresponding Features Table

Field number	Type	Field number	Type
320	Cores	341	Incipient Ridges
321	Deltas	342	Creases and Linear Discontinuities
324	Distinctive Characteristics	343	Ridge Edge Features
331	Minutiae	345	Pores
340	Dots	373	Ridge Path Segments

EFS Codes for Types of Corresponding Points and Features Table

Category	Type	Code	Description
Definite correspondence	Feature	F	The labeled feature definitely corresponds to the specific feature defined by the Field Number and Field Occurrence information items. (X and Y information items are unused)
	Point	P	The labeled feature definitely corresponds to the location with the coordinates defined in the X,Y information items. (Field Number and Field Occurrence information items are unused)
Possible or debatable correspondence	Debatable Feature	DF	The labeled feature may debatably correspond to the feature defined by the Field Number and Field Occurrence information items. (X and Y information items are unused)
	Debatable Point	DP	The labeled feature may debatably correspond to the location with the coordinates defined in the X,Y information items. (Field Number and Field Occurrence information items are unused)
Definite lack of correspondence	Does not exist	X	The labeled feature definitely does not exist in the impression, and the consistency of presentation of the potentially corresponding region is sufficient to make a definite determination. (X, Y, Field Number, and Field Occurrence information items are unused)
Inconclusive	Out of region	R	The labeled feature is not visible in the impression because it lies outside of the area of correspondence for this image: the feature may or may not be present, but the impression does not include the relevant area (X, Y, Field Number, and Field Occurrence information items are unused)

Category	Type	Code	Description
	Unclear area	U	The labeled feature is not visible in the impression because the potentially corresponding region is not sufficiently clear: the feature may or may not be present, but local quality issues prevent a definite determination. (X, Y, Field Number, and Field Occurrence information items are unused)

DEL 9.321 – Deltas. <ansi-nist:MinutiaeDelta>

For fingerprints, one or more deltas are defined for all pattern classifications other than plain arches, as shown in the table below. For palmprints or other non-fingerprint friction ridge images, any number of delta-like patterns may be defined using this field if such structures are present. Each delta is defined in a separate subfield.

When no deltas are present, this field shall not be used.

Each subfield consists of the following information items:

- The first information item ('x' coordinate / DXC) is expressed in units of 10 micrometers (0.01mm) and is mandatory.
- The second information item ('y' coordinate / DYC) is expressed in units of 10 micrometers (0.01mm) and is mandatory.
- The third information item (direction up / DUP) is optional and is expressed in degrees counterclockwise from the right.
- The fourth information item (direction left / DLF) is optional and is expressed in degrees counterclockwise from the right.
- The fifth information item (direction right / DRT) is optional and is expressed in degrees counterclockwise from the right.
- The sixth information item (type / DTP) is optional and contains the type of delta, as defined in the table below.
- The seventh information item (radius of position uncertainty / RPU) is optional. It defines the radius of a circle centered at the location (X,Y) of the delta; the circle is sized to include the area of other possible locations of the delta, if the precise location cannot be determined (such as due to poor clarity). If the location is known precisely, the radius of position uncertainty may be omitted or set to 0. The radius of uncertainty is measured in integer units of 10 micrometers (0.01mm), and may overlap the edge of the image.
- The eighth information item (direction uncertainty up / DUU) is optional. It contains the uncertainty of the delta angle up. Valid values range from "0" to "180": a value of "0" (default) indicates a certain direction, while a value of "180" indicates an unknown orientation.
- The ninth information item (direction uncertainty left / DUL) is optional. It contains the uncertainty of the delta angle up. Valid values range from "0" to "180": a value of "0" (default) indicates a certain direction, while a value of "180" indicates an unknown orientation.
- The tenth information item (direction uncertainty right / DUR) is optional. It contains the uncertainty of the delta angle up. Valid values range from "0" to "180": a value of "0"

(default) indicates a certain direction, while a value of “180” indicates an unknown orientation.

EFS Delta Code Table

Applies to	Code	Name	Description
Fingerprint	L	Left fingerprint delta	The delta to the left of the image for whorls or right loops. For accidentals with more than two deltas, this indicates the leftmost delta.
Fingerprint	R	Right fingerprint delta	The delta to the right of the image for whorls or left loops. For accidentals with more than two deltas, this indicates the rightmost delta.
Palm	I00 I02.. ..I10 I16 I17	Interdigital delta (with finger number)	The deltas at the base of the fingers in the interdigital areas. The finger number shall be noted if known (1 – 10 or 16, or 17, selected from Friction Ridge Position Code Table), else set to 0. Note that thumbs do not have interdigital deltas.
Palm	C	Carpal delta	The delta at the base of the palm where the thenar and hypothenar meet.
Fingerprint, Palm, or Foot	<empty>	Other delta	Any other delta or delta-like structure in a friction ridge impression.

FPP 9.302 – Finger-Palm-Plantar Position. <ansi-nist:MinutiaeFingerLocation>

This mandatory field shall contain one or more of the possible physical positions that correspond to the region of interest. For example, a region of interest that includes a finger’s medial and proximal segment can note those as multiple data entries, with polygons to indicate the locations.

This field may contain multiple subfields to designate different friction ridge generalized positions and/or finger segments; polygons are required in this case to delineate the locations of the positions. Polygons may overlap if appropriate. A subfield contains the following four information items:

- The first information item (friction ridge generalized position / FGP) contains the code number corresponding to the known or most probable position shall be taken and entered as a one- or two-character value. The codes are listed in Table P-2.
- The second information item (finger segment / FSM) is optional and only applies to fingerprints in which all or part of the medial or proximal segments (lower joints) are present in the image, in which case the 3-character code from Table P-1 is used to indicate the finger segment position (DST, PRX, or MED) UNK for “Unknown” may also be specified. See Figure 1 for the segment positions. This information item defaults to DST if the friction ridge generalized position / FGP indicates a fingerprint and the Finger Segment is not specified; in which case, the impression shall be regarded as including solely the distal segment with no substantive portions of the medial or proximal segments. This information item shall be omitted if the friction ridge generalized position / FGP indicates a palm or plantar.
- The third information item (off-center fingerprint / OCF) is optional and only applies to fingerprints in which the impression does not contain the central area of the fingerprint (i.e. the core or a center point of reference), in which case the 1- character code from table below is used to indicate the off-center position of the fingerprint image. This information item shall be omitted if the friction ridge generalized position / FGP indicates a palm or plantar.
- The fourth information item (segment polygon / SGP) is optional. It is a closed path polygon that delineates the area that corresponds to the specified position / segment.

Off=Center Fingerprint Positions Table

Name	Code	Description
Tip	T	The plain or rolled tip of the image
Right Side	R	The right side of the finger or thumb
Left Side	L	The left side of the finger or thumb

FQM 9.316 – Friction Ridge Quality Metric. <ansi-nist:ImageQuality>

This optional field specifies one or more different metrics of friction ridge quality for the friction ridge impression corresponding to this record, as delimited by the region of interest. The

meaning attributed to this metric must be defined and interpreted by the producer of the scoring algorithm or by the person or system used to assign the metric to the fingerprint image. The metric may be a predictor of the matcher accuracy performance or a different metric to indicate a value associated with the quality of the fingerprint image for a particular function.

This field may contain up to nine subfields, each consisting of three information items separated by the US separator character.

- The first information item (QVU) shall be a quantitative expression of the predicted matching performance of the biometric sample. This item contains the ASCII representation of the integer image quality score between 0 and 100 assigned to the image data by a quality algorithm. Higher values indicate better quality. An entry of "255" shall indicate a failed attempt to calculate a quality score. An entry of "254" shall indicate that no attempt to calculate a quality score was made. The use of additional values to convey other information should be harmonized with ISO/IEC 19794 standards.
- The second information item (QAV) shall specify the integer value that is the ID of the vendor of the quality algorithm used to calculate the quality score. The IBIA shall maintain the Vendor Registry, which will map the value in this field to a registered organization.
- The third information item (QAP) shall specify a numeric product code assigned by the vendor of the quality algorithm, which may be registered with the IBIA, but registration is not required. It indicates which of the vendor's algorithms was used in the calculation of the quality score. This field contains the ASCII representation of the integer product code and should be within the range 1 to 65,535.

MFD 9.350 – Method of Feature Detection. <ansi-nist:MinutiaeFeatureDetection>

This optional field states the method(s) by which the Extended Friction Ridge features were detected and/or edited. Each time that fields are created or modified, the date and name of the automated algorithm or human examiner is noted in a new data entry (repeating subfield). This field consists of nine information items, of which the first two are mandatory.

- The first information item (field / FIE) indicates which fields correspond to the method noted: it shall contain a single field (e.g. "9.331"), a comma-separated list of fields without spaces (e.g. "9.340,9.341,9.343"), or "ALL".
- The second information item (method / FME) shall state the method by which the fingerprint features were detected and encoded, using the values from the "Code" column of the table below.
- The third information item (algorithm vendor / FAV) should identify the vendor of the encoding algorithm if the method is not "MAN".
- The fourth information item (algorithm / FAL) should identify the algorithm by name and version for methods other than "MAN".
- The fifth information item (examiner surname / ESN) should contain the surname (last name) of the fingerprint examiner, for methods other than "AUTO".

- The sixth information item (examiner given name / EGN) should contain the first name (given name, or first and middle names) of the fingerprint examiner for methods other than “AUTO.”
- The seventh information item (examiner affiliation / EAF) should contain the employer or organizational affiliation of the examiner, for methods other than “AUTO”.
- The eighth information item (date and time / EMT) should contain the date and time that the determination was made, using Greenwich Mean Time (GMT).
- The ninth information item (notes / NTS) is an optional item that may contain text with additional information regarding the detection or modification of features

EFS Codes for Methods of Feature Detection Table

Code	Usage
AUTO	The fingerprint features were detected and encoded by an automated process without any possibility of human editing. The algorithm shall be noted in the appropriate information item.
REV	The fingerprint features were detected and encoded by an automated process, and manually reviewed without the need for manual editing. The algorithm and examiner’s name shall be noted in the appropriate information items.
EDIT	The fingerprint features were detected and encoded by an automated process, but manually edited. The algorithm and examiner’s name shall be noted in the appropriate information items.
MAN	The fingerprint features were manually detected and encoded. The examiner’s name shall be noted in the appropriate information item.

MIN 9.331 – Minutiae. <ansi-nist:EFSSMinutia>

The type of minutiae shall be marked if clearly identifiable as a ridge ending or bifurcation; otherwise, it shall be marked as unknown type. The location for a bifurcation shall be at the “Y” of the ridge, with the direction running down the valley. The location for a ridge ending or unknown type shall be at the “Y” of the valley, with the direction running up the ridge. If the precise location for a ridge ending cannot be ascertained, a radius of uncertainty shall be marked to include the area of possible locations. If the type is unknown, the radius of uncertainty shall be indicated.

When no minutiae are present, this field shall not be used.

This field consists of multiple subfields, each consisting of six information items:

- The first information item ('x' coordinate / MXC) is expressed in units of 10 micrometers (0.01mm).
- The second information item ('y' coordinate / MYC) is expressed in units of 10 micrometers (0.01mm).
- The third information item (theta / MTD) is expressed in degrees.

- The fourth information item (type / MTY) is selected from the “Code” column of the table below.
- The fifth information item (radius of position uncertainty / MRU) defines the radius of a circle centered at the location (X,Y) of the minutia.
- The sixth information item (direction uncertainty / MDU) contains an integer from “0” (default) to “180” indicating the precision in the direction (theta) of the minutia, measured in degrees. The resulting direction is $\text{Theta} \pm \text{Uncertainty}^\circ$.

EFS Codes for Minutia Types Table

Code	Description
E	Ridge ending
B	Ridge bifurcation
X	Ridge ending or bifurcation, no distinction provided

ORT 9.301 – Orientation. <ansi-nist:FingerprintImageFingerprintOrientation>

This optional field allows the orientation (deviation from upright) and its uncertainty to be specified. If this field is omitted, the direction shall default to 0 (upright) and uncertainty shall default to 15, indicating that the image is rotated $0 \pm 15^\circ$. If orientation cannot be determined, the uncertainty value shall be set to 180. This field contains the following two information items:

- The first information item (direction / EOD) contains the deviation of the region of interest from upright (fingertip up) in integer degrees. Positive angles are counterclockwise, negative angles are clockwise. A value of “0” indicates an upright direction. Valid values range from “-179” through “180”.
- The second information item (uncertainty / EUC) contains the uncertainty of the orientation direction, in non-negative integer degrees; the resulting orientation is $\text{Direction} \pm \text{Uncertainty}^\circ$. Valid values range from “0” to “180”.

PAT 9.307 – Pattern Classification. <ansi-nist:FingerprintPatternClassification>

This optional field contains fingerprint classification information for the image. This field shall only be used for fingerprints, and shall be omitted for other friction ridge impressions. The field consists of three information items grouped together in a subfield. There may be up to seven subfields, indicating all possible pattern classifications.

- The first information item (general class / GCF) is the general set of pattern classifications (arch, whorl, left & right loop) used by most current automated systems. This is a two character value selected from the table below.
- The second information item (subclass / SUB) is the detailed sub-classification of arches and whorls that may optionally be provided by a human examiner or automated system. This information item shall only be included for arches or whorls, and only if the sub-classification can be determined precisely. This is a two character value selected from the table below.
- The third information item (whorl - delta relationship / WDR) may optionally be used by a human examiner or automated system to provide the relationship between the deltas in

a whorl. This information item shall only be included for whorls if the subclass is known, and only if the whorl delta relationship can be determined precisely. This information item shall be set to: I (Inner), O (Outer), or M (Meeting).

Pattern Classification Code Table

	Pattern Classification	General Class	Subclass	Whorl – Delta Relationship
Arches	Arch, type not designated	AU		
	- Plain Arch		PA	
	- Tented Arch		TA	
Whorls	Whorl, type not designated	WU		
	- Plain Whorl		PW	I, O, or M
	- Central Pocket Loop		CP	I, O, or M
	- Double Loop		DL	I, O, or M
	- Accidental Whorl		AW	I, O, or M
Loops	Right Slant Loop	RS		
	Left Slant Loop	LS		
Unable to Print	Amputation	XX		
	Temporarily unable to print (e.g., bandaged)	UP		
	Unable to Classify	UC		
Unable to classify	- Complete Scar	SR		
	- Dissociated Ridges/Dysplasia	DR		

ROI 9.300 – Region of Interest. <ansi-nist:FrictionRidgeImageRegionOfInterest>

This field is defined as a rectangle and/or a polygon that bounds the area of the original image containing a single friction ridge impression, and separates it from the background and any other friction ridge data present in the image. All other Extended Friction Ridge Features are in relation to the Region of Interest, not to the original image: all coordinates are relative to the top left corner of the ROI, and may not equal or exceed the width and height of the ROI. The ROI may be identical to the dimensions of the image.

When the ROI is a polygon, the ROI rectangle is simply a bounding box around that polygon: the ROI offset is defined as the minimum of the X and Y coordinates of all ROI vertices, and the ROI width and height are defined as the range (maximum – minimum) of the X and Y coordinates of all ROI vertices. It is permissible for the ROI rectangle to be expanded slightly around the ROI polygon so that its dimensions or offset are evenly divisible by 4 or 8, as long as this does not exceed the bounds of the image itself.

This mandatory field defines a rectangle (and an optional polygon) that bounds the region of the image that contains the fingerprint of interest and separates it from the background and any other fingerprints present in the image. This field contains five information items. Width and height are mandatory. The other items are optional.

- The first information item (width / EWI) is the integer width of the region of interest in units of 10 micrometers (0.01mm)
- The second information item (height / EHI) is the height of the region of interest in units of 10 micrometers (0.01mm).
- The third information item (horizontal offset / EHO) is the horizontal distance in units of 10 micrometers from the left edge of the original image to the left edge of the region of interest. This information item defaults to a value of zero if absent.

- The fourth information item (vertical offset / EVO) is the vertical distance in units of 10 micrometers from the top edge of the original image to the top edge of the region of interest. This information item defaults to a value of zero if absent.
- The fifth information item (ROI Polygon / ROP) contains a polygon (closed path) that further defines the friction ridge area under consideration within the ROI. If the polygon is defined, the ROI rectangle shall be the bounding box for the polygon. The vertices of the polygon are relative to the ROI.

RRC 9.363 – Relative Rotation of Corresponding Print.

<biom:FrictionRidgeImageRelativeRotation/>

This optional field is to be used only when two or more images contained in a single ANSI/NIST-ITL transaction are compared. This field indicates the relative overall rotation necessary for the prints to be compared. For the implementation of this field in the CJIS EBTS, the maximum occurrences of this field will be 1. This field will contain two information items:

- The first information item (Rotation IDC Reference / RIR) indicates the IDC for the target image / Type-9 record for a given RRC.
- The second information item (Relative Overall Rotation / ROR) defines the integer number of degrees the target image/features referenced by RIR must be rotated to correspond to the current print. Positive numbers indicate degrees counterclockwise; negative numbers indicate degrees clockwise. Valid values are in the range (-179 to 180).

SIM 9.372 – Skeletonized Image. *<ansi-nist:FrictionRidgeSkeletonizedImageBinaryObject>*

This optional field contains a skeletonized image, also known as a ridge tracing, which reduces the friction ridge impression to an image with thinned representations of each ridge. The skeletonized image is a 2-tone image with a white background and a black single-pixelwide thinned representation of each ridge. Each black pixel may have 1, 2, or 3 neighboring black pixels; other values (0, 4-8) are errors. The same information may alternatively be represented using Field 9.373: EFS ridge path segments / RPS.

The skeletonized image is stored as a 1-bit grayscale PNG compressed image, bit-packed 6 bits per character using Base-64 representation. The entire PNG45-formatted image is included as a single data entry / information item. Interlacing, alpha transparency, and color palettes shall not be used. . The skeletonized image's dimensions shall be identical width and height of the ROI (See Field 9.300: EFS region of interest / ROI). The resolution of the skeletonized image shall be the same as the original image, and shall be set in the PNG header.

The following tables define the “public” templates that are used by NGI. Although NGI continues to support the FBI IAFIS block of the Type-9, NGI recommends the enhancements provided by the new ANSI/NIST-ITL Extended Feature Set (EFS) definition of the Type-9. The following table lists the EFS fields utilized by the NGI matcher in latent friction ridge investigative search requests (LFFS).

Type-9 EFS fields Utilized by NGI for Matching

Field	Code	Name	Usage	Comment
ROI	9.300	Region of Interest	Mandatory	Defines where the area within or bounds of the latent image containing the feature data has been specified.
ORT	9.301	Orientation	Optional	If absent, this means print is assumed to be upright $\pm 15^\circ$; orientation must be indicated otherwise.
FPP	9.302	Finger/Palm Position	Mandatory	Indicates the source of friction ridge skin (finger or palm); value may be "unknown"
PAT	9.307	Pattern Classification	Optional	This field is used to specify one or more general pattern classification codes to which the fingerprint may match. Any combinations up to all four possible values are allowed (specifying all four is equivalent to no value and implies “unknown”).
COR	9.320	Cores	Optional	All cores must be marked if present in fingerprint images. (Core-like structures in palms may optionally be marked)
DEL	9.321	Deltas	Optional	All deltas must be marked if present in fingerprint images (Delta-like structures in palms may optionally be marked)
MIN	9.331	Minutiae	Optional	All minutiae must be marked if present in the image
SIM	9.372	Skeletonized Image	Optional	Ridges in image may be marked (tracing) for improved accuracy

The table below defines the EBTS field populated by NGI during “public” template creation for an EBTS outbound response where Type-9s have been requested. If the Type-9s are part of a search response the two fields 9.361 (CPF) and 9.363 (RRC) are returned as well, holding the corresponding features (matched minutiae) and probe rotation information, respectively.

Type-9 EFS fields Populated by the NGI Matcher in an EBTS Response

Field	Code	Name	Usage	Comment
ROI	9.300	Region of Interest	Mandatory	The ROI provided as part of original template submission, the area within or the bounds of the image from which the features were extracted.
ORT	9.301	Orientation	Optional	If absent, this means print is assumed to be upright $\pm 15^\circ$; orientation must be indicated otherwise.
FPP	9.302	Finger/Palm Position	Mandatory	Indicates the source of friction ridge skin (finger or palm); value may be "unknown"

Field	Code	Name	Usage	Comment
PAT	9.307	Pattern Classification	Optional	The classification specified as part of original template or that determined by the encoder; may be "UC" (unable to classify)
FQM	9.316	Friction Ridge Quality Metric	Optional	Quality specified on original template submission or the quality computed by the encoder
COR	9.320	Cores	Optional	Any identified cores will be marked; only for fingerprint images.
DEL	9.321	Deltas	Optional	Any identified deltas will be marked; only for fingerprint images.
MIN	9.331	Minutiae	Mandatory	All identified minutiae will be marked. Note this field contains ALL minutiae from the original template.
MFD	9.350	Method of Feature Detection	Optional	The NGI LFR encoder designation if template was created by that algorithm or not given otherwise (externally created)
COM	9.351	Comment	Optional	Additional information that describes the extractor if this template was automatically generated from image.
CPF	9.361	Corresponding Points or Features	Optional	Matching Features between probe and candidate when requested. The Type Of Correspondence (TOC) to be provided for NGI is 'F' (Feature). Note this field contains the labeled feature that definitely corresponds to the specific feature defined by the Field Number and the Field Occurrence information items.
RRC	9.363	EFS Relative Rotation of Corresponding Print	Optional	This field is used when returning search results with Type-9s to indicate the overall rotation of the probe (or target) print that resulted in the match score with the candidate.

Table J-1 Field List for Type-9 (Minutiae) Native-Mode Logical Record

Identifier	Condition	Applicable	Field No.	Field Name	Character Type	Field Size Per Occurrence		Occurrences		Example Data	Special Characters Allowed
						Min.	Max.	Min.	Max.		
LEN	M		9.001	LOGICAL RECORD LENGTH	N	2	5	1	1	9.001:3144<GS>	
IDC	M		9.002	INFORMATION DESIGNATION CHARACTER	N	2	2	1	1	9.002:02<GS>	
IMP	M		9.003	IMPRESSION TYPE	B	1	1	1	1	9.003:0000010<GS>	
FMT	M		9.004	MINUTIAE FORMAT	A	1	1	1	1	9.004:U<GS>	
AFV	C ⁷		9.013	AFIS FEATURE VECTOR	B	2,048	2,048	0	1	9.013:binary data<GS>	
FGN	M		9.014	FINGER NUMBER	N	2	2	1	1	9.014:04<GS>	
NMN	M ⁸		9.015	NUMBER OF MINUTIAE	N	2	3	1	1	9.015:96<GS>	
FCP	M ⁸		9.016	FINGERPRINT CHARACTERIZATION PROCESS				1	1	9.016:AFISFBI<US>R2<US>CAV<GS>	
VEN	M			EQUIPMENT	A	3	12	1	1		
VID	M			VERSION IDENTIFIER	AN	2	2	1	1		
MET	M			METHOD	A	3	3	1	1		
APC	O		9.017	AFIS/FBI PATTERN CLASSIFICATION				0	3	9.017:LS<US>9<US>0<RS>RS<US>13	
APAT	M			PATTERN CLASSIFICATION	A	2	2	1	1		
RCN1	C ¹			FIRST SUBPATTERN RIDGE COUNT	N	1	2	0	1		
RCN2	C ¹			SECOND SUBPATTERN RIDGE COUNT	N	1	2	0	1		
COF	O		9.019	COORDINATE OFFSETS				0	1	9.019:01230444<US>04650433<US><US><US><RS>	
XYPY	M			OFFSET TO UL CORNER SUBIMAGE (XXXXYYYY)	N	8	8	1	1		
XYPY	C ²			CENTER OF ROTATION IN SUBIMAGE (XXXXYYYY)	N	8	8	0	1		
THET	C ²			ROTATION ANGLE CW DEGREES (III.FFFF)	N	8	8	0	1		
XYPY	C ²			ROTATION CENTER IN ROTATED SUBIMAGE (XXXXYYYY)	N	8	8	0	1		

Table J-1 Field List for Type-9 (Minutiae) Native-Mode Logical Record

Identifier	Condition	Applicable	Field No.	Field Name	Character Type	Field Size Per Occurrence		Occurrences		Example Data	Special Characters Allowed
						Min.	Max.	Min.	Max.		
XYPF	C ³			OFFSET TO UL CORNER FINAL SUBIMAGE (XXXXXXXX)	N	8	8	0	1		
ORN	M ³		9.020	ORIENTATION UNCERTAINTY	N	1	3	1	1		
CRA	O		9.021	CORE ATTRIBUTES				0	2	9.021:07612387<US> 265<US>0175<RS>	
XYM	C ⁴			LOCATION (XXXXXXXX)	N	8	8	0	1		
DID	C ⁴			DIRECTION IN DEGREES (DDD)	N	3	3	0	1		
PUM	C ⁴			POSITION UNCERTAINTY (RRRR)	N	4	4	0	1		
DLA	O		9.022	DELTA ATTRIBUTES				0	2	9.022:07612387<US> 078<US>210<US>	
XYM	C ⁵			LOCATION (XXXXXXXX)	N	8	8	0	1		
DIDU	C ⁵			UPWARD FLOW DIRECTION (DDD)	N	3	3	0	1		
DIDL	C ⁵			LEFTWARD FLOW DIRECTION (DDD)	N	3	3	0	1		
DIDR	C ⁵			RIGHTWARD FLOW DIRECTION (DDD)	N	3	3	0	1		
PUM	C ⁵			POSITION UNCERTAINTY (RRRR)	N	4	4	0	1		
MAT	M ⁸		9.023	MINUTIAE AND RIDGE COUNT DATA				1	254	9.023:001<US>XXXX YYYYTTT<US>QQ<U S>A<US>NNNCC<US >NNNCC<US>NNNC C<US>NNNCC<US> NNNCC<US>NNNCC <US>NNNCC<US>N NNCC<GS>	
MDX	M			MINUTIAE INDEX NUMBER (II)	N	3	3	1	1		
XYT	M			LOCATION DIRECTION (XXXXXXXX)	N	11	11	1	1		

Table J-1 Field List for Type-9 (Minutiae) Native-Mode Logical Record

Identifier	Condition	Applicable	Field No.	Field Name	Character Type	Field Size Per Occurrence		Occurrences		Example Data	Special Characters Allowed
						Min.	Max.	Min.	Max.		
QMS	O			QUALITY MEASURE (QMS)	N	2	2	1	1		
MNT	O			MINUTIAE TYPE	A	1	1	1	1		
MRO	C ⁹			MINUTIAE INDEX AND RIDGE COUNT OCTANT 0 (NNCC)	N	5	5	1	1		
MRO1	C ⁹			MINUTIAE INDEX AND RIDGE COUNT OCTANT 1 (NNCC)	N	5	5	1	1		
MRO2	C ⁹			MINUTIAE INDEX AND RIDGE COUNT OCTANT 2 (NNCC)	N	5	5	1	1		
MRO3	C ⁹			MINUTIAE INDEX AND RIDGE COUNT OCTANT 3 (NNCC)	N	5	5	1	1		
MRO4	C ⁹			MINUTIAE INDEX AND RIDGE COUNT OCTANT 4 (NNCC)	N	5	5	1	1		
MRO5	C ⁹			MINUTIAE INDEX AND RIDGE COUNT OCTANT 5 (NNCC)	N	5	5	1	1		
MRO6	C ⁹			MINUTIAE INDEX AND RIDGE COUNT OCTANT 6 (NNCC)	N	5	5	1	1		
MRO7	C ⁹			MINUTIAE INDEX AND RIDGE COUNT OCTANT 7 (NNCC)	N	5	5	1	1		
RSO	O			OCTANT RESIDUALS (RRRRRRRR)	N	8	8	0	1		
CHQ	O		9.024	CHARACTERIZATION QUALITY	N	1	3	0	1	9.024:73<GS>	
CLQ	O		9.025	CLASSIFIER QUALITY	N	6	7	0	1	9.025:1.0525<GS>	
RSV			9.026 - 9.030	RESERVED FOR FBI IAFIS FEATURE SET							

Table J-1 Field List for Type-9 (Minutiae) Native-Mode Logical Record

Identifier	Condition	Applicable	Field No.	Field Name	Character Type	Field Size Per Occurrence		Occurrences		Example Data	Special Characters Allowed	
						Min.	Max.	Min.	Max.			
RSV			9.031 - 9.055	RESERVED FOR COGENT FEATURE SET								
RSV			9.056 - 9.070	RESERVED FOR MOTOROLA FEATURE SET								
RSV			9.071 - 9.099	RESERVED FOR SAGEM MORPHO FEATURE SET								
RSV			9.100 - 9.125	RESERVED FOR NEC FEATURE SET								
RSV			9.126 - 9.150	RESERVED FOR M1-378 FIELDS								
RSV			9.151 - 9.175	RESERVED FOR IDENTIX FEATURE SET								
RSV			9.176 - 9.225	OTHER FEATURE SETS – DEFINED FIELDS								
RSV			9.266 - 9.299	RESERVED FOR FUTURE USE BY ANSI/NIST-ITL								
ROI	M	Inbound/ Outbound	9.300	REGION OF INTEREST	SET			1	1			
EWI	M			Region of Interest Width	N	1	5					Maximum of 50,000
EHI	M			Region of Interest Height	N	1	5					Maximum of 50,000
EHO	O			Region of Interest Horizontal Offset	N	1	5					Maximum of 50,000
EVO	O			Region of Interest Vertical Offset	N	1	5					Maximum of 50,000
ROP	O			Region of Interest Polygon	NS	1	1,188					

Table J-1 Field List for Type-9 (Minutiae) Native-Mode Logical Record

Identifier	Condition	Applicable	Field No.	Field Name	Character Type	Field Size Per Occurrence		Occurrences		Example Data	Special Characters Allowed
						Min.	Max.	Min.	Max.		
ORT EOD	O M	Inbound/ Outbound	9.301	ORIENTATION Orientation Direction	SET NS	1	4	0	1		Valid values: -179 – 180 Valid Values: 0 – 180
EUC	O			Orientation Uncertainty	N	1	3				
FPP FGP FSM OCF SGP	M M O O O	Inbound/ Outbound	9.302	FINGER, PALM, PLANTAR POSITION	SET			1	20		Valid values: DST, PRX, MED or UNK Valid values: T, R, or L
				Friction Ridge Generalized Position	N	1	2				
				Finger Segment	A	3	3				
				Off-Center Fingerprint Segment Polygon	A NS	1 1	1 1,188				
FSP	O		9.303	FEATURE SET PROFILE	N	1	2	0	9		
RSV			9.304 - 9.306	Reserved for Future Use by ANSI/NIST-ITL							
PAT GCF SUB WDR	D M D D	Inbound/ Outbound	9.307	PATTERN CLASSIFICATION	SET			0	1		Valid values: I, O or M
				General Class	A	2	2				
				Subclass	A	2	2				
				Whorl-Delta Relationship	A	1	1				
RQM	O		9.308	RIDGE QUALITY MAP	AN	1	50,000	0	1		
RQF GSZ RDF	O M M		9.309	RIDGE QUALITY MAP FORMAT	SET			0	1		Valid values: 1 – 41 Valid Values: UNC or RLE
		Grid Size		N	1	2					
		Ridge Quality Data Format	A	3	3						
RFM	O		9.310	RIDGE FLOW MAP	AN	1	100,000	0	1		Hexadecimal values
RFF Sfq RDF	O M M		9.311	RIDGE FLOW MAP FORMAT	SET			0	1		Valid Values: 1 – 41 Valid Values: UNC or B64
		Sampling Frequency		N	1	2					
		Ridge Quality Data Format	AN	3	3						
RWM	O		9.312	RIDGE WAVELNGTH MAP	AN	1	100,000	0	1		

Table J-1 Field List for Type-9 (Minutiae) Native-Mode Logical Record

Identifier	Condition	Applicable	Field No.	Field Name	Character Type	Field Size Per Occurrence		Occurrences		Example Data	Special Characters Allowed
						Min.	Max.	Min.	Max.		
RWF	O		9.313	RIDGE WAVELENGTH MAP FORMAT	SET			0	1		
FWS	M			Sampling Frequency	N	1	2				
FDF	M			Data Format	AN	3	3				Valid Value: UNC
TRV	O		9.314	TONAL REVERSAL	A	1	1	0	1		Valid Values: N or P
PLR	O		9.315	POSSIBLE LATERAL REVERSAL	A	1	1	0	1		Valid Values: L or U
FQM	O	Outbound	9.316	FRICITION RIDGE QUALITY METRIC	SET			0	9		
QVU	M			Quality Value	N	1	3				Valid Values: 0 – 100, 254 or 255
QAV	M			Algorithm Vendor Identification	H	4	4				
QAP	M			Algorithm Product Identification	N	1	5				Valid values: 1 – 65,534
PGS	O		9.317	POSSIBLE GROWTH OR SHRINKAGE	SET			0	1		
TGS	M			Growth or Shrinkage Type	A	1	1				
CGS	M			Growth or Shrinkage Comment	ANS	1	1,000				
RSV			9.318 – 9.319	Reserved for Future Use by ANSI/NIST-ITL							
COR	O	Inbound/ Outbound	9.320	CORES	SET			0	15		
CXC	M			X Coordinate	N	1	5				
CYC	M			Y Coordinate	N	1	5				
CDI	O			Direction	NS	1	4				Valid Values: -179 – 180
RPU	O			Radius of Position Uncertainty	N	1	3				Valid Values: 1 – 999
DUY	O			Direction Uncertainty	N	1	3				Valid Values: 0 – 359

Table J-1 Field List for Type-9 (Minutiae) Native-Mode Logical Record

Identifier	Condition	Applicable	Field No.	Field Name	Character Type	Field Size Per Occurrence		Occurrences		Example Data	Special Characters Allowed
						Min.	Max.	Min.	Max.		
NDEL	D		9.326	NO DELTAS PRESENT	A	1	1	0	1		Valid Value: Y
NDIS	D		9.327	NO DISTINCTIVE FEATURES PRESENT	A	1	1	0	1		Valid Value: Y
RSV			9.328 - 9.330	Reserved for Future Use by ANSI/NIST-ITL							
MIN	O	INBOUND/ OUTBOUND	9.331	MINUTIAE	SET			0	999		
MXC	M			X Coordinate	N	1	5				
MYC	M			Y Coordinate	N	1	5				
MTD	M			Theta Degrees	N	1	3				
MTY	M			Minutia Type	A	1	1				
MRU	O			Radius of Position Uncertainty	N	1	3				
MDU	O			Minutia Direction of Uncertainty	N	1	3				
MRA	O		9.332	MINUTIA RIDGE COUNT ALGORITHM	AN	5	6	0	1		Valid Values: OCTANT or EFTS7
MRC	O		9.333	MINUTIAE RIDGE COUNTS	SET			0	7,992		
MIA	M	Minutia Index A		N	1	4					
MIB	M	Minutia Index B		N	1	4					
MIR	M	Ridge Count		N	1	2					
MRN	O	Reference Number		N	1	1					
MRS	O	Residual		N	1	1					
NMIN	D		9.334	NO MINUTIA PRESENT	A	1	1	0	1		Valid Value: Y
RCC	O		9.335	RIDGE COUNT CONFIDENCE	SET			0	7,992		
ACX	M	X Coordinate Point A		N	1	5					
ACY	M	Y Coordinate Point A		N	1	5					
BCX	M	X Coordinate Point B		N	1	5					
GCY	M	Y Coordinate Point B		N	1	5					
MORC	M	Method of Ridge Counting		A	1	1					
MCV	M	Confidence Value		N	1	2					
											Valid Values: 0-99

Table J-1 Field List for Type-9 (Minutiae) Native-Mode Logical Record

Identifier	Condition	Applicable	Field No.	Field Name	Character Type	Field Size Per Occurrence		Occurrences		Example Data	Special Characters Allowed
						Min.	Max.	Min.	Max.		
RSV			9.336 - 9.339	Reserved for Future Use by ANSI/NIST-ITL							
DOT DOX DOY DOL	O		9.340	DOTS DOT X Coordinate DOT Y Coordinate DOT Length	SET N N N	1 1 1	5 5 2	0	999		
INR XIC YIC X2C Y2C	O M M M M		9.341	INCIPIENT RIDGES X Coordinate Point 1 Y Coordinate Point 1 X Coordinate Point 2 Y Coordinate Point 2	SET N N N N	1 1 1 1	5 5 5 5	0	999		
CLD XID YID X2D Y2D TYP	O M M M M O		9.342	CREASES AND LINEAR DISCONTINUITIES X Coordinate Point 1 Y Coordinate Point 1 X Coordinate Point 2 Y Coordinate Point 2 Type	SET N N N N AN	1 1 1 1 2	5 5 5 5 5	0	999		
REF CLX CLY CLT	O M M M		9.343	RIDGE EDGE FEATURES X Coordinate Point Y Coordinate Point Type	SET N N A	1 1 1	5 5 1	0	999		Valid Values: P, I or D
NPOR	D		9.344	NO PORES PRESENT	A	1	1	0	1		Valid Value: Y
POR POX POY	O M M		9.345	PORES X Coordinate Point Y Coordinate Point	SET N N	1 1	5 5	0	9,999		
NDOT	D		9.346	NO DOTS PRESENT	A	1	1	0	1		Valid Value: Y
NINR	D		9.347	NO INCIPIENT RIDGES PRESENT	A	1	1	0	1		Valid Value: Y
NCLD	D		9.348	NO CREASES PRESENT	A	1	1	0	1		Valid Value: Y
NREF	D		9.349	NO RIDGE EDGE FEATURES PRESENT	A	1	1	0	1		Valid Value: Y

Table J-1 Field List for Type-9 (Minutiae) Native-Mode Logical Record

Identifier	Condition	Applicable	Field No.	Field Name	Character Type	Field Size Per Occurrence		Occurrences		Example Data	Special Characters Allowed
						Min.	Max.	Min.	Max.		
MFD	O		9.350	METHOD OF FEATURE DETECTION	SET			0	99		
FIE	M			Field	A	3	999				
FME	M			Method	ANS	3	4				
FAV	D			Algorithm Vendor	ANS	1	40				
FAL	D			Algorithm	ANS	1	40				
ESN	D			Examiner Surname	ANS	1	40				
EGN	D			Examiner Given Name	ANS	1	40				
EAF	D			Examiner Affiliation	ANS	1	99				
EMT	O			Date and Time (GMT)	AN	15	15				Use Greenwich Mean Time
NTS	O			Notes	ANS	1	99				
COM	O	Outbound	9.351	COMMENT	ANS	1	126	0	1		
LPM	O		3.352	LATENT PROCESSING METHOD	A	3	3	0	9		
EAA	O		9.353	EXAMINER ANALYSIS ASSESSMENT	SET			0	1		
AAV	M			Value	A	5	8				
ALN	M			Examiner Last Name	ANS	1	40				
AFN	M			Examiner First Name	ANS	1	40				
AAF	M			Examiner Affiliation	ANS	1	99				
AMT	M			Date and Time (GMT)	AN	15	15				Use Greenwich Mean Time Format
ACM	O			Comment	ANS	1	200				
CXF	O			Analysis Complexity Flag	A	7	7				
EOF	O		9.354	EVIDENCE OF FRAUD	SET			0	4		
FRA	M			Fraud Type	A	3	3				
CFD	O			Comment	ANS	1	200				
LSB	O		9.355	LATENT SUBSTRATE	SET			0	3		
CLS	M			Code	N	1	2				
OSD	O			Comment	ANS	1	1,000				
LMT	O		9.356	LATENT MATRIX	SET			0	3		
TOM	M			Code	N	1	2				
CLA	O			Comment	ANS	1	1,000				

Table J-1 Field List for Type-9 (Minutiae) Native-Mode Logical Record

Identifier	Condition	Applicable	Field No.	Field Name	Character Type	Field Size Per Occurrence		Occurrences		Example Data	Special Characters Allowed
						Min.	Max.	Min.	Max.		
LQI	O		9.357	LOCAL QUALITY ISSUES	SET			0	*		
LQT	M			Type	N	4	10				
LQP	M			Polygon	NS	11	1,188				
LQC	O			Comment	ANS	1	1,000				
RSV			9.358 - 9.359	Reserved for future use by ANSI/NIST-ITL							
AOC	O		9.360	AREA OF CORRESPONDENCE	SET			0	*		
CIR	M			IDC Reference	N	1	2				Valid Values: 0 - 99
AOP	M			Polygon (Closed Path)	NS	11	1,188				
CAC	O			Comment	ANS	1	1,000				
CPF	O		3.361	CORRESPONDING POINTS OR FEATURES	SET			0	*		
COL	M	Outbound		Label	AN	1	3				Valid Values: 0 – 999
TOC	M			Type of Correspondence	A	1	2				
CFN	D			Corresponding Field Number	N	1	3				
FOC	D			Corresponding Field Occurrence	N	1	3				
CXC	D			Corresponding X Coordinate	N	1	5				
CYC	D			Corresponding Y Coordinate	N	1	5				
COC	O			Comment	ANS	1	1,000				

Table J-1 Field List for Type-9 (Minutiae) Native-Mode Logical Record

Identifier	Condition	Applicable	Field No.	Field Name	Character Type	Field Size Per Occurrence		Occurrences		Example Data	Special Characters Allowed
						Min.	Max.	Min.	Max.		
ECD	O		9,362	EXAMINER COMPARISON DETERMINATION	SET			0	*		
EDC	M			IDC Reference	N	1	2				Valid Values: 0 – 255
EDE	M			Determination	AS	4	6				Valid Values: Preliminary or Final
WIP	M			Work in Progress	A	5	11				
ELN	M			Examiner Last Name	ANS	1	40				Use Greenwich Mean Time Format
EFN	M			Examiner First Name	ANS	1	40				
EAF	M			Examiner Affiliation	ANS	1	99				
DTG	M			Date and Time (GMT)	AN	15	15				
CZZ	O			Comment	ANS	1	200				Valid Value: COMPLEX
CCF	O			Complex Comparison Flag	A	7	7				
RRC	O		9.363	RELATIVE ROTATION OF CORRESPONDING PRINT	SET			0	1		
RIR	M	Outbound		IDC Reference	N	1	2				Valid Values: -179 - 180
ROR	M			Relative Overall Rotation	NS	1	4				
RSV			9.364 - 9.371	Reserved for future use by ANSI/NIST-ITL							
SIM	O	Inbound	9.372	SKELETONIZED IMAGE	B	8	*	0	1		
RPS	O		9.373	RIDGE PATH SEGMENTS	NS	11	1,188	0	*		
RSV			9.374 - 9.399	Reserved for future use by ANSI/NIST-ITL							
RSV			9.400 - 9.900	Reserved for future use by ANSI/NIST-ITL							
ULA	O		9.901	UNIVERSAL LATENT ANNOTATION	ANS	22	300	1	*		

Table J-1 Field List for Type-9 (Minutiae) Native-Mode Logical Record

Identifier	Condition	Applicable	Field No.	Field Name	Character Type	Field Size Per Occurrence		Occurrences		Example Data	Special Characters Allowed
						Min.	Max.	Min.	Max.		
ANN	O		9,902	ANNOTATED INFORMATION	SET			0	*		
GMT	M			Greenwich Mean Time	ANS	15	15				
NAV	M			Processing Algorithm Name/Version	ANS	1	64				
OWN	M			Algorithm Owner	ANS	1	64				
PRO	M			Process Description	ANS	1	255				
DUI	O		9,903	DEVICE UNIQUE IDENTIFIER	ANS	13	16	0	1		
MMS	O		9,904	MAKE/MODEL/SERIAL NUMBER	SET			0	1		
MAK	M			Make	ANS	1	50				
MOD	M			Model	ANS	1	50				
SER	M			Serial Number	ANS	1	50				
RSV			9,905 - 9,999	Reserved for future use by ANSI/NIST-ITL							

D Dependent upon certain conditions stated in the text
 Applicable Mandatory for NGI on request (Inbound) and response (Outbound)
 Shaded cells Future/Increment 3 implementation

Element Tag	XML Representation	Min	Max
	<itl:PackageMinutiaeRecord>		
RCC	<ansi-nist:RecordCategoryCode>	1	1
IDC 9.002	<ansi-nist:ImageReferenceIdentification>	1	1
	<nc:IdentificationID>		
IMP 9.003	<ansi-nist:MinutiaeImpressionCaptureCategoryCode>	1	1
FMT 9.004	<ansi-nist:MinutiaeFormatNISTStandardIndicator>	1	1
	<ansi-nist:ExtendedFeatureSetMinutiae>	0	1
ROI 9.300	<ansi-nist:FrictionRidgeImageRegionOfInterest>	1	1
EWI	<ansi-nist:ImageSegmentWidthMeasure>	1	1
EHI	<ansi-nist:ImageSegmentHeightMeasure>	1	1
EHO	<ansi-nist:ImageSegmentHorizontalOffsetMeasure>	0	1
EVO	<ansi-nist:ImageSegmentVerticalOffsetMeasure>	0	1
ROP	<ansi-nist:ImageSegmentPolygon>	0	1
	<ansi-nist:ImageSegmentVertex>	3	99
HPO	<ansi-nist:ImageLocationHorizontalCoordinateMeasure>	1	1
VPO	<ansi-nist:ImageLocationVerticalCoordinateMeasure>	1	1
ORT 9.301	<ansi-nist:FingerprintImageFingerprintOrientation>	0	1
EOD	<ansi-nist:OrientationAngleValue>	1	1
EUC	<ansi-nist:OrientationAngleUncertaintyValue>	0	1
FPP 9.302	<ansi-nist:MinutiaeFingerLocation>	1	*
FGP	<ansi-nist:FingerPositionCode>	1	1
FSM	<ansi-nist:SegmentLocationCode>	0	1
OCF	<ansi-nist:FingerprintOffCenterCode>	0	1
SGP	<ansi-nist:ImageSegmentPolygon>	0	1
	<ansi-nist:ImageSegmentVertex>	3	99
HPO	<ansi-nist:ImageLocationHorizontalCoordinateMeasure>	1	1
VPO	<ansi-nist:ImageLocationVerticalCoordinateMeasure>	1	1
FPP 9.302	<ansi-nist:MinutiaePalmLocation>	1	*
FGP	<ansi-nist:PalmPositionCode>	1	1
SGP	<ansi-nist:ImageSegmentPolygon>	0	1
	<ansi-nist:ImageSegmentVertex>	3	99
HPO	<ansi-nist:ImageLocationHorizontalCoordinateMeasure>	1	1
VPO	<ansi-nist:ImageLocationVerticalCoordinateMeasure>	1	1
FPP 9.302	<ansi-nist:MinutiaePlantarLocation>	1	*
FGP	<ansi-nist:PlantarPositionCode>	1	1
SGP	<ansi-nist:ImageSegmentPolygon>	0	1
	<ansi-nist:ImageSegmentVertex>	3	99
HPO	<ansi-nist:ImageLocationHorizontalCoordinateMeasure>	1	1
VPO	<ansi-nist:ImageLocationVerticalCoordinateMeasure>	1	1
PAT 9.307	<ansi-nist:FingerprintPatternClassification>	0	7
GCF	<ansi-nist:FingerprintPatternGeneralClassCode>	1	1
SUB	<ansi-nist:FingerprintPatternSubClassCode>	0	1
WDR	<ansi-nist:FingerprintPatternWhorlDeltaRelationshipCode>	0	1
FQM 9.316	<ansi-nist:ImageQuality>	0	9
QAP	<ansi-nist:QualityAlgorithmProductIdentification>	1	1
	<nc:IdentificationID>		

Element Tag	XML Representation	Min	Max
<i>QVU</i>	<ansi-nist:QualityValue>	1	1
<i>QAV</i>	<ansi-nist:QualityAlgorithmVendorIdentification>	1	1
	<nc:IdentificationID>		
COR 9.320	<ansi-nist:MinutiaeCore>	0	15
<i>CXC</i>	<ansi-nist:ImageLocationHorizontalCoordinateMeasure>	1	1
<i>CYC</i>	<ansi-nist:ImageLocationVerticalCoordinateMeasure>	1	1
<i>CDI</i>	<ansi-nist:MinutiaeCoreDirectionMeasure>	0	1
<i>RPU</i>	<ansi-nist:ImageLocationUncertaintyRadiusMeasure>	0	1
<i>DUY</i>	<ansi-nist:MinutiaeCoreDirectionUncertaintyValue>	0	1
DEL 9.321	<ansi-nist:MinutiaeDelta>	0	15
<i>DXC</i>	<ansi-nist:ImageLocationHorizontalCoordinateMeasure>	1	1
<i>DYC</i>	<ansi-nist:ImageLocationVerticalCoordinateMeasure>	1	1
<i>DUP</i>	<ansi-nist:MinutiaeDeltaDirectionUpMeasure>	0	1
<i>DLF</i>	<ansi-nist:MinutiaeDeltaDirectionLeftMeasure>	0	1
<i>DRT</i>	<ansi-nist:MinutiaeDeltaDirectionRightMeasure>	0	1
<i>DTP</i>	<ansi-nist:MinutiaeDeltaCategoryCode>	0	1
<i>RPU</i>	<ansi-nist:ImageLocationUncertaintyRadiusMeasure>	0	1
<i>DUU</i>	<ansi-nist:MinutiaeDeltaDirectionUpUncertaintyValue>	0	1
<i>DUL</i>	<ansi-nist:MinutiaeDeltaDirectionLeftUncertaintyValue>	0	1
<i>DUR</i>	<ansi-nist:MinutiaeDeltaDirectionRightUncertaintyValue>	0	1
MIN 9.331	<ansi-nist:EFSSMinutia>	0	999
<i>MXC</i>	<ansi-nist:ImageLocationHorizontalCoordinateMeasure>	1	1
<i>MYC</i>	<ansi-nist:ImageLocationVerticalCoordinateMeasure>	1	1
<i>MTD</i>	<ansi-nist:ImageLocationThetaAngleMeasure>	1	1
<i>MTY</i>	<ansi-nist:EFSSMinutiaCategoryCode>	1	1
<i>MRU</i>	<ansi-nist:ImageLocationUncertaintyRadiusMeasure>	0	1
<i>MDU</i>	<ansi-nist:MinutiaDirectionUncertaintyValue>	0	1
MFD 9.350	<ansi-nist:MinutiaeFeatureDetection>	0	99
<i>FIE</i>	<ansi-nist:MinutiaeFeatureDetectionFieldListText>	1	1
<i>FME</i>	<ansi-nist:MinutiaeFeatureDetectionMethodCode>	1	1
<i>FAV</i>	<ansi-nist:MinutiaeAlgorithmVendorIdentification>	0	1
	<nc:IdentificationID>		
<i>FAL</i>	<ansi-nist:MinutiaeAlgorithmIdentification>	0	1
	<nc:IdentificationID>		
	<ansi-nist:MinutiaeExaminer>	0	1
	<nc:PersonName>	0	1
<i>EGN</i>	<nc:PersonGivenName>	0	1
<i>ESN</i>	<nc:PersonSurName>	0	1
	<ansi-nist:MinutiaeExaminerAffiliation>	0	1
<i>EAF</i>	<nc:OrganizationName>	0	1
<i>EMT</i>	<ansi-nist:MinutiaeFeatureDetectionDateTime>	0	1
	<nc:DateTime>		
<i>NTS</i>	<ansi-nist:MinutiaeCommentText>	0	1
COM 9.351	<ansi-nist:MinutiaeCommentText>	0	1
CPF 9.361	<ansi-nist:MinutiaeFeatureCorrespondence>	0	*
<i>COL</i>	<ansi-nist:MinutiaeFeatureIdentification>	1	1

Element Tag	XML Representation	Min	Max
	<nc:IdentificationID>		
TOC	<ansi-nist:MinutiaeFeatureCorrespondenceCategoryCode>	1	1
CFN	<ansi-nist:MinutiaeFeatureCategoryCode>	0	1
FOC	<ansi-nist:MinutiaeFeatureReferenceIdentification>	0	1
	<nc:IdentificationID>		
CXC	<ansi-nist:ImageLocationHorizontalCoordinateMeasure>	0	1
CYC	<ansi-nist:ImageLocationVerticalCoordinateMeasure>	0	1
COC	<ansi-nist:MinutiaeCommentText>	0	1
SIM 9.372	<ansi-nist:FrictionRidgeSkeletonizedImageBinaryObject>	0	1
	<ebts:Minutiae>	1	1
FGN 9.014	<ansi-nist:MinutiaeFingerPositionCode>	1 ^O	1
	<ebts:MinutiaeFBISStandard>	1	1
MAT 9.023	<ebts:MinutiaDetail>	1	254
MDX 9.023A	<ansi-nist:MinutiaIdentification>	1	1
	<nc:IdentificationID>		
XYT 9.023B	<ansi-nist:PositionHorizontalCoordinateValue>	1	1
	<ansi-nist:PositionVerticalCoordinateValue>	1	1
	<ansi-nist:PositionThetaAngleMeasure>	1	1
QMS 9.023C	<ansi-nist:MinutiaQualityValue>	1	1
MRO 9.023E-L	<ebts:MinutiaRidgeCount>	8	8
	<ansi-nist:RidgeCountReferenceIdentification>	1	1
	<nc:IdentificationID>		
	<ansi-nist:RidgeCountValue>	1	1
	<ebts:MinutiaOctantNumeric>	1	1
RSO 9.023M	<ebts:MinutiaOctantResidualNumeric>	0	1
MNT 9.023D	<ebts:MinutiaTypeCode>	0	1
NMN 9.015	<ansi-nist:MinutiaeQuantity>	1	1
FCP 9.016	<ebts:MinutiaeReadingSystem>	1	1
VEN 9.016A	<ansi-nist:ReadingSystemName>	1	1
VID 9.016B	<ansi-nist:ReadingSystemSubsystemIdentification>	1	1
	<nc:IdentificationID>		
MET 9.016C	<ebts:ReadingSystemCodingMethodCode>	1	1
AFV 9.013	<nc:BinaryBase64Object>	0 ^V	1
COF 9.019	<ebts:MinutiaCoordinateOffsets>	0	1
XYP 9.019A	<ebts:OffsetUpperLeftCoordinates>	1	1
	<ansi-nist:PositionHorizontalCoordinateValue>	1	1
	<ansi-nist:PositionVerticalCoordinateValue>	1	1
XYP 9.019B	<ebts:OffsetCenterOfRotation>	0	1
	<ansi-nist:PositionHorizontalCoordinateValue>	1	1
	<ansi-nist:PositionVerticalCoordinateValue>	1	1
THET 9.019C	<ansi-nist:PositionThetaAngleMeasure>	0	1
XYP 9.019D	<ebts:OffsetTranslatedCenterOfRotation>	0	1
	<ansi-nist:PositionHorizontalCoordinateValue>	1	1
	<ansi-nist:PositionVerticalCoordinateValue>	1	1
XYP 9.019E	<ebts:OffsetTranslatedUpperLeftCoordinates>	0	1
	<ansi-nist:PositionHorizontalCoordinateValue>	1	1

Element Tag	XML Representation	Min	Max
	<ansi-nist:PositionVerticalCoordinateValue>	1	1
ROV 9.018	<ebts:MinutiaPolygonalVerticesPositions>	0	1
	<itl:PositionPolygonVertex>	3	8
	<ansi-nist:PositionHorizontalCoordinateValue>	1	1
	<ansi-nist:PositionVerticalCoordinateValue>	1	1
CRA 9.021	<ebts:MinutiaeFingerCoreAttributePosition>	0	2
<i>DID 9.021B</i>	<ansi-nist:PositionDirectionDegreeValue>	1	1
<i>XYM 9.021A</i>	<ansi-nist:PositionHorizontalCoordinateValue>	1	1
<i>PUM 9.021C</i>	<ansi-nist:PositionUncertaintyValue>	1	1
<i>XYM 9.021A</i>	<ansi-nist:PositionVerticalCoordinateValue>	1	1
DLA 9.022	<ebts:MinutiaeFingerDeltaAttributePosition>	0	2
<i>DID 9.022B</i>	<ansi-nist:PositionDirectionDegreeValue>	1	1
<i>DID 9.022C</i>	<ansi-nist:PositionDirectionDegreeValue>	1	1
<i>DID 9.022D</i>	<ansi-nist:PositionDirectionDegreeValue>	1	1
<i>XYM 9.022A</i>	<ansi-nist:PositionHorizontalCoordinateValue>	1	1
<i>PUM 9.022E</i>	<ansi-nist:PositionUncertaintyValue>	1	1
<i>XYM 9.022A</i>	<ansi-nist:PositionVerticalCoordinateValue>	1	1
APC 9.017	<ebts:MinutiaeFingerPattern>	0	3
<i>APAT 9.017A</i>	<ebts:FingerprintPatternClassificationCode>	1	1
<i>RCN1 9.017B</i>	<ansi-nist:RidgeCountValue>	0	1
<i>RCN2 9.017C</i>	<ansi-nist:RidgeCountValue>	0	1
CHQ 9.024	<ebts:MinutiaCharacterizationQualityValue>	0	1
CLQ 9.025	<ebts:MinutiaClassifierQualityValue>	0	1
ORN 9.020	<ansi-nist:PositionUncertaintyValue>	1 ^L	1

V - In the presence of field 9.013, only fields 9.001-9.004 are Mandatory; all other fields are optional.

O - Optional for Single-finger Latent Search Requests

L - Mandatory for Latent Records Only.

APPENDIX J REFERENCE NOTES

1. If tagged field 9.017 “APC” is present, at least one pattern classification must be provided. Up to two additional reference classes may be provided for a maximum of three total possible patterns.
2. If no rotation has been applied, the second, third, and fourth information item positions may be empty, but the intervening $\frac{U}{S}$ separators must remain.
3. If no second sub-image is generated, the fifth information item position may be empty.
4. Maximum of two cores reported. If only one core, the first subfield shall be terminated with the $\frac{G}{S}$ separator instead of the $\frac{R}{S}$ separator, and the second subfield shall be deleted.
5. Maximum of two deltas reported. If only one delta, the first subfield shall be terminated with the $\frac{G}{S}$ separator instead of the $\frac{R}{S}$ separator, and the second subfield shall be deleted.
6. Mandatory only for multiple-finger latent search request to specify the finger characterized herein.
7. Tagged field 9.04=‘U’ indicates that a Native Mode AFIS/FBI format is being provided in this Type-9 record. If the AFV field (9.013) is not present, the following ANSI/NIST-ITL standard Type-9 record will be parsed for sufficient features information. The Type-9 in Table J-1 defines the ANSI/NIST-ITL standard logical record sequence for a native mode tenprint search request. “9.001:” + LEN + <GS> + “9.002:” + IDC + <GS> + “9.003:” + IMP + <GS> + “9.004:” + FMT + (<GS> + “9.013:” + AFV) + <GS> + “9.014:” + FGN + <GS> + “9.015:” + NMN + <GS> + “9.016:” + FCP + (<GS> + “9.017:” + APC) + (<GS> + “9.019:” + COF) + <GS> + “9.021:” + CRA + <GS> + “9.022:” + DLA + <GS> + “9.023:” + MAT + (<GS> + “9.024:” + CHQ) + (<GS> + “9.025:” + CLQ) + <FS>. The Type-9 in Table J-2 defines the ANSI/NIST-ITL standard logical record sequence for a remote native mode latent search request. “9.001:” + LEN + <GS> + “9.002:” + IDC + <GS> + “9.003:” + IMP + <GS> + “9.004:” + FMT + (<GS> + “9.013:” + AFV) + <GS> + “9.014:” + FGN + <GS> + “9.015:” + NMN + <GS> + “9.016:” + FCP + (<GS> + “9.017:” + APC) + (<GS> + “9.018:” + ROV) + (<GS> + “9.019:” + COF) + <GS> + “9.020:” + ORN + <GS> + “9.021:” + CRA + <GS> + “9.022:” + DLA + <GS> + “9.023:” + MAT + <FS>.
8. This field is optional if the feature vector, field 9.013, has been provided.
9. This field is required when special values for missing or omitted data is specified.

APPENDIX K - DESCRIPTORS AND FIELD EDIT SPECIFICATIONS FOR TYPE-10 LOGICAL RECORDS

Type-10 records shall contain facial and/or SMT image data and related ASCII information pertaining to the specific image contained in this record. It shall be used to exchange both grayscale and color image data in a compressed or uncompressed form. Appendix K provides the Photo/SMT Type-10 image record field descriptions. For complete description of the Type-10 record fields, see ANSI/NIST-ITL.

1. DOA must be present to obtain a specific set of photos, otherwise the latest set of photos will be sent.
2. CRI field required only for a photo delete request.
3. Response code will contain a value to indicate the condition of the request "Y" for successful, "N" for rejected.
4. DOA must be present to request a delete action.
5. FBI number (UCN) is mandatory in the Type-2 record if the photo requested is associated with an existing record.

Table K-1 Field List for Type-10 (Subject Photo) Logical Records

Identifier	Condition	Field No.	Field Name	Character Type	Field Size Per Occurrence		Occurrences		Example Data
					Min.	Max.	Min.	Max.	
LEN	M	10.001	LOGICAL RECORD LENGTH	N	4	8	1	1	10.001:909<GS>
IDC	M	10.002	INFORMATION DESIGNATION CHARACTER	N	1	2	1	1	10.002:20<GS>
IMT	M	10.003	IMAGE TYPE	AS	4	11	1	1	10.003:FACE<GS>
ORI	M	10.004	SOURCE AGENCY/ORI	SET			1	1	10.004:NY0303000S<GS>
			Originating Agency Identifier	AN	9	9	1	1	
			Originating Agency Name	AN	10	36	0	1	
PHD	M	10.005	PHOTO DATE	N	8	8	1	1	10.005:19960201<GS>
HLL	M	10.006	HORIZONTAL LINE LENGTH	N	2	5	1	1	10.006:480<GS>
VLL	M	10.007	VERTICAL LINE LENGTH	N	2	5	1	1	10.007:600<GS>
SLC	M	10.008	SCALE UNITS	N	1	1	1	1	10.008:0<GS>
THPS	M	10.009	TRANSMITTED HORIZONTAL PIXEL SCALE	N	1	5	1	1	10.009:01<GS>
TVPS	M	10.010	TRANSMITTED VERTICAL PIXEL SCALE	N	1	5	1	1	10.010:01<GS>
CGA	M	10.011	COMPRESSION ALGORITHM	A	3	5	1	1	10.011:JPEGB<GS>
CSP	M	10.012	COLOR SPACE	A	3	4	1	1	10.012:YCC<GS>
SAP ²	C ²	10.013	SUBJECT ACQUISITION PROFILE	N	1	2	1	1	10.013:11<GS>
SHPS	O	10.016	SCAN HORIZONTAL PIXEL SCALE	N	1	5	0	1	10.016:<GS>
SVPS	O	10.017	SCAN VERTICAL PIXEL SCALE	N	1	5	0	1	10.017:<GS>
POS	O	10.020	SUBJECT POSE	A	1	1	0	1	10.020:L<GS>
POA	O	10.021	POSE OFFSET ANGLE	NS	1	4	0	1	10.021:45<GS>
PXS	O	10.022	PHOTO DESCRIPTION ¹⁵	A	4	21	0	9	10.022:GLASSES<GS>
PAS	O	10.023	PHOTO ACQUISITION SOURCE	SET			0	1	10.023:<GS>
			Photo Attribute Code	AS	6	14	1	1	
			Vendor-specific Description	ANS	1	64	0	1	
SQS	O	10.024	SUBJECT QUALITY SCORES	SET			0	9	10.024:<GS>
			Quality Value	N	1	3	1	1	
			Algorithm Vendor Identification	H	4	4	1	1	
			Algorithm Produce Identification	N	1	5	1	1	
SPA	O	10.025	SUBJECT POSE ANGLES	SET			0	1	10.025:<GS>
			YAW Angle	NS	1	4	1	1	
			Pitch Angle	NS	1	3	1	1	
			Roll Angle	NS	1	4	1	1	
			Uncertainty in Degrees for YAW	N	1	2	0	1	
			Uncertainty in Degrees for Pitch	N	1	2	0	1	
			Uncertainty in Degrees for Roll	N	1	2	0	1	

¹⁵ Deprecated – Not to be used in new transactions.

Table K-1 Field List for Type-10 (Subject Photo) Logical Records

Identifier	Condition	Field No.	Field Name	Character Type	Field Size Per Occurrence		Occurrences		Example Data
					Min.	Max.	Min.	Max.	
SXS	O	10.026	SUBJECT FACIAL DESCRIPTION	A	3	20	0	50	10.026:<GS>
SEC	O	10.027	SUBJECT EYE COLOR	A	3	3	0	1	10.027:<GS>
SHC	O	10.028	SUBJECT HAIR COLOR	A	3	3	0	2	10.028:<GS>
SFP	O	10.029	SUBJECT FEATURE POINTS	SET			0	88	10.028:<GS>
			Feature Point Type	N	1	1	1	1	
			Feature Point Code	ANS	3	5	1	1	
			X Coordinate	N	1	5	1	1	
			Y Coordinate	N	1	5	1	1	
DMM	O	10.030	DEVICE MONITORING MODE	A	7	10	0	1	10.030:<GS>
TMC	O	10.031	TIERED MARKUP COLLECTION	N	1	3	0	1	
3DF	O	10.032	3D FACIAL FEATURE POINTS	SET			0	88	
			Feature Point Type	N	1	1	1	1	
			Feature Point Code	ANS	3	5	1	1	
			X Coordinate	N	1	5	1	1	
			Y Coordinate	N	1	5	1	1	
			Z Coordinate	N	1	5	1	1	
FEC	O	10.033	FEATURE CONTOURS	SET			0	12	
			Feature Contour Code	A	4	14	1	1	
			Number of Points (NOP)	N	1	2	1	1	
			Horizontal Pixel Offset	N	1	5	3	NOP	
			Vertical Pixel Offset	N	1	5	3	NOP	
		10.034 – 10.037	Reserved for future use by ANSI/NIST-ITL						
COM	O	10.038	COMMENT	ANS	1	126	0	1	
T10	O	10.039	TYPE-10 REFERENCE NUMBER	N	1	3	0	1	
SMT	C ¹	10.040	NCIC DESIGNATION CODE	AN	3	10	1	3	10.040:XXXXXX<GS>
SMS	O	10.041	SCAR/MARK/TATTOO SIZE	SET			0	1	10.041:20<US>40<GS>
			Height	N	1	3	1	1	
			Width	N	1	3	1	1	
SMD	O	10.042	SMT DESCRIPTORS	SET			0	9	10.042:TATTOO<US>SYMBO
			SMT Code Indicator	A	3	8	1	1	L<US>GANG<US>MS13<GS
			Tattoo Class	A	4	8	0	1	>
			Tattoo Subclass	A	3	9	0	1	
			Tattoo Description	ANS	1	256	0	1	
COL	O	10.043	TATTOO COLORS	SET			0	9	10.043:BLACK<GS>
			Tattoo Color Code 1	A	3	7	1	1	
			Tattoo Color Code 2	A	3	7	0	1	
			Tattoo Color Code 3	A	3	7	0	1	
			Tattoo Color Code 4	A	3	7	0	1	
			Tattoo Color Code 5	A	3	7	0	1	
			Tattoo Color Code 6	A	3	7	0	1	

Table K-1 Field List for Type-10 (Subject Photo) Logical Records

Identifier	Condition	Field No.	Field Name	Character Type	Field Size Per Occurrence		Occurrences		Example Data
					Min.	Max.	Min.	Max.	
ITX	O	10.044	IMAGE TRANSFORM	A	3	11	0	18	
OCC	O	10.045	OCCLUSIONS	SET			0	16	
			Occlusion Opacity	A	1	1	1	1	
			Occlusion Type	A	1	1	1	1	
			Number of Points (NOP)	A	1	2	1	1	
			Horizontal Pixel Offset	N	1	5	2	NOP	
Vertical Pixel Offset	N	1	5	2	NOP				
		10.046 - 10.199	Reserved for future use by ANSI/NIST-ITL						
		10.200 - 10.900	Reserved for user defined fields						
		10.901 - 10.998	Reserved for future use by ANSI/NIST-ITL						
DAT	M	10.999	IMAGE DATA	B	2	5,000,000	1	1	10.999:image data<FS>

APPENDIX K REFERENCE NOTES

1. SMT (NCIC designation code) is mandatory if the image type is SMT. The Subject Acquisition Profile (SAP) is a mandatory ASCII text field when field 10.003 contains "FACE".
2. SAP values of 40 and above are preferred by IAFIS/NGI for facial photo enrollment. See ANSI/NIST-ITL for more definition.

APPENDIX L - SUMMARY TABLES

This appendix contains summary tables that collect information otherwise dispersed through the EBTS document. Tables L-1 and L-2 cross-reference all currently used EBTS elements from their Element IDs to their Tag Numbers. The cross-references appear in two ways. Table L-1 lists the fields in Element ID order. Table L-2 lists them in Tag Number order.

In several instances, Tag Numbers shown have alpha suffixes. These suffixes are given only to make the list complete (*i.e.*, to include subfields as well as simple elements in the list) and to aid in determination of what the parent field is in such cases. For example, the field tag 2.084A identifies this (FGP) as a subfield of AMP (2.084). *Under no circumstance is a subfield tag to be used in formatting any legacy EBTS electronic message. Subfields do not have independent tags, either with or without an alpha suffix.*

Tables L-3 and L-4 list record set requirements for each EBTS transaction type. Table L-3 lists the record set requirements for each type of submission. Table L-4 lists record set requirements for each response type. In instances where these requirements differ depending upon which submission the response is made for, several entries will be present. Note that the Type-4 requirements for tenprint submissions are stated to be 14 while Type-14 is 3. If fewer images are submitted, each missing image must be noted in the AMP field of the accompanying Type-2 record. The TPIS and TPFS indicate that N-10 Type-4/14 or Type-9 records, respectively, are to be submitted. N is the minimum number of fingers required by AFIS for a search, and N = 2 for CJIS. Table L-5 shows the correlation of EBTS TOTs and their responses, including error responses. The columns and values for Table-L-5 were taken from the previous versions of Tables L-3 and L-4 (Tables L-3 and L-4 have been expanded to show separate values for Type-4 and Type-14, and Type-7 and Type-13 records for each TOT).

Table L-1 Complete Element Cross-Reference List by Element ID

Element ID	EBTS Tag Number	Element Name
*tbd	2.052	REQUEST FOR RAP BACK SERVICE (Future Capability)
*tbd	2.2011	RAP BACK VERIFICATION STATUS (Future Capability)
*tbd	2.2014	RAP BACK ELIGIBILITY (Future Capability)
*tbd	2.2015	RAP BACK EXPIRATION DATE (Future Capability)
*tbd	2.2020	RAP BACK RECIPIENT (Future Capability)
3DF	10.032	3D FACIAL FEATURE POINTS
ACN	2.071	ACTION TO BE TAKEN
AFM	14.024	ALTERNATE FINGERPRINT QUALITY METRIC
AFV	9.013	AFIS FEATURE VECTOR
AGR	2.023	AGE RANGE
AKA	2.019	ALIASES
AMP	2.084	AMPUTATED OR BANDAGED
AMPCD	2.084B*	AMPUTATED OR BANDAGED CODE (AMPCD)
ANN	10.902	ANNOTATED INFORMATION
ANN	13.902	ANNOTATED INFORMATION
ANN	14.902	ANNOTATED INFORMATION
ANN	15.902	ANNOTATED INFORMATION
AOC	9.360	AREA OF CORRESPONDENCE
AOL	2.047B*	ARREST OFFENSE LITERAL (AOL)
APC	9.017	AFIS/FBI PATTERN CLASSIFICATION
ASC	10.995	ASSOCIATED CONTEXT
ASC	13.995	ASSOCIATED CONTEXT
ASC	14.995	ASSOCIATED CONTEXT
ASC	15.995	ASSOCIATED CONTEXT
ASL	2.047	ARREST SEGMENT LITERAL
ATN	2.006	ATTENTION INDICATOR
ATR	2.2032	AUDIT TRAIL RECORD (NGI Increment 3)
BIA	2.2031	BIOMETRIC IMAGE AVAILABLE (NGI Increment 3)
BIA	2.2033H*	BIOMETRIC IMAGE AVAILABLE (NGI Increment 3)
BID	2.2028	BIOMETRIC IMAGE DESCRIPTION (NGI Increment 3)
BPX	13.012	BITS PER PIXEL
BPX	14.012	BITS PER PIXEL
BPX	15.012	BITS PER PIXEL
BSI	2.2029	BIOMETRIC SET IDENTIFIER (NGI Increment 3)
BSI	2.2028C*	BIOMETRIC SET IDENTIFIER (NGI Increment 3)
BSI	2.2032D*	BIOMETRIC SET IDENTIFIER DISSEMINATED (NGI Increment 3)
BSI	2.2033C*	BIOMETRIC SET IDENTIFIER (NGI Increment 3)
CAN	2.064	CANDIDATE LIST

Table L-1 Complete Element Cross-Reference List by Element ID

Element ID	EBTS Tag Number	Element Name
CCN	2.094	COURT CASE NUMBER (Future Capability)
CDD	2.051A*	COURT DISPOSITION DATE (CDD)
CDR	9.322	CORE-DELTA RIDGE COUNTS
CGA	10.011	COMPRESSION ALGORITHM
CGA	13.011	COMPRESSION ALGORITHM
CGA	14.011	COMPRESSION ALGORITHM
CGA	15.011	COMPRESSION ALGORITHM
CHQ	9.024	CHARACTERIZATION QUALITY
CIDN	2.2022	CONTRIBUTOR ASSIGNED IDENTIFICATION NUMBER
CIN	2.010	CONTRIBUTOR CASE IDENTIFIER NUMBER
CIN_ID	2.010B*	CONTRIBUTOR CASE ID (CIN_ID)
CIN_PRE	2.010A*	CONTRIBUTOR CASE PREFIX (CIN_PRE)
CIX	2.011	CONTRIBUTOR CASE IDENTIFIER EXTENSION
CLD	9.342	CREASES AND LINEAR DISCONTINUITIES
CLQ	9.025	CLASSIFIER QUALITY
CNL	2.2033	CANDIDATE INVESTIGATIVE LIST (NGI Increment 3)
CNT	1.003	FILE CONTENT
COF	9.019	COORDINATE OFFSETS
COL	2.051B*	COURT OFFENSE LITERAL (COL)
COL	10.043	TATTOO COLORS
COM	9.351	COMMENT
COM	10.038	COMMENT
COM	13.020	COMMENT
COM	14.020	COMMENT
COM	15.020	COMMENT
COR	9.320	CORES
CPF	9.361	CORRESPONDING POINTS OR FEATURES
CPL	2.051C*	OTHER COURT SENTENCE PROVISION LITERAL (CPL)
CPR	9.323	CENTER POINT OF REFERENCE
CRA	9.021	CORE ATTRIBUTES
CRI	2.073	CONTROLLING AGENCY IDENTIFIER
CRN	2.085	CIVIL RECORD NUMBER
CSF	2.2006	CASCADED SEARCH FLAG (Future Capability)
CSL	2.051	COURT SEGMENT LITERAL
CSP	10.012	COLOR SPACE
CSR	2.048	CIVIL SEARCH REQUESTED INDICATOR
CST	2.061	CASE TITLE
CTZ	2.021	COUNTRY OF CITIZENSHIP
DAI	1.007	DESTINATION AGENCY IDENTIFIER

Table L-1 Complete Element Cross-Reference List by Element ID

Element ID	EBTS Tag Number	Element Name
DAT	1.005	DATE
DAT	10.999	IMAGE DATA
DAT	13.999	IMAGE DATA
DAT	14.999	IMAGE DATA
DAT	15.999	IMAGE DATA
DAT	2.2032B*	DATE OF DISSEMINATION (NGI Increment 3)
DATUM_ID	2.2027	GEOGRAPHIC COORDINATE DATUM (Future Capability)
DCS	1.015	DIRECTORY OF CHARACTER SETS
DEL	9.321	DELTAS
DIS	9.324	DISTINCTIVE FEATURES
DIST	10.018	DISTORTION
DLA	9.022	DELTA ATTRIBUTES
DMI	2.2013	DISPOSITION MAINTENANCE INDICATOR (Future Capability)
DMM	10.030	DEVICE MONITORING MODE
DMM	14.030	DEVICE MONITORING MODE
DMM	15.030	DEVICE MONITORING MODE
DNAC	2.2018	DNA IN CODIS FLAG (Future Capability)
DNAF	2.2016	DNA FLAG (Future Capability)
DOA	2.045	DATE OF ARREST
DOB	2.022	DATE OF BIRTH
DOM	1.013	DOMAIN NAME
DOO	2.047A*	DATE OF OFFENSE (DOO)
DORI	2.2017	DNA LOCATION (Future Capability)
DOS	2.046	DATE OF ARREST-SUFFIX
DOT	9.340	DOTS
DPR	2.038	DATE PRINTED
DTX	9.179	OTHER FEATURE SETS – CONTACT INFORMATION AND DESCRIPTIVE TEXT
DUI	10.903	DEVICE UNIQUE IDENTIFIER
DUI	13.903	DEVICE UNIQUE IDENTIFIER
DUI	14.903	DEVICE UNIQUE IDENTIFIER
DUI	15.903	DEVICE UNIQUE IDENTIFIER
EAA	9.353	EXAMINER ANALYSIS ASSESSMENT
EAD	2.039	EMPLOYER AND ADDRESS
ECD	9.362	EXAMINER COMPARISON DETERMINATION
EID	2.049	EMPLOYEE IDENTIFICATION NUMBER
EOF	9.354	EVIDENCE OF FRAUD
ERS	2.075	ELECTRONIC RAP SHEET
EVI	2.2035	EVENT IDENTIFIER (NGI Increment 3)

Table L-1 Complete Element Cross-Reference List by Element ID

Element ID	EBTS Tag Number	Element Name
EXP	2.080	RESPONSE EXPLANATION
EYE	2.031	COLOR EYES
FAP	14.031	SUBJECT ACQUISITION PROFILE – FINGERPRINT
FBI	2.014	FBI NUMBER
FBI/UCN	2.2028A*	FBI NUMBER/UCN (NGI Increment 3)
FCD	14.005	FINGERPRINT CAPTURE DATE
FCP	9.016	FINGERPRINT CHARACTERIZATION PROCESS
FEC	10.033	FEATURE CONTOURS
FFN	2.003	FBI FILE NUMBER
FFP	10.029	2D FACIAL FEATURE POINTS
FGN	9.014	FINGER NUMBER
FGP	2.074	FINGER POSITION
FGP	7.004	FINGER POSITION
FGP	13.013	FINGER/PALM POSITION
FGP	14.013	FINGER POSITION
FGP	2.034A*	FINGER NUMBER (FGP)
FGP	2.084A*	FINGER NUMBER (FGP)
FGP	2.091A*	FINGER NUMBER (FGP)
FGP	2.092A*	FINGER NUMBER (FGP)
FGP	2.2030A*	FRICTION RIDGE GENERALIZED POSITION (NGI Increment 3)
FGP	2.2033E*	FRICTION RIDGE GENERALIZED POSITION (NGI Increment 3)
FIC	2.2030B*	FINGER IMAGE CODE (NGI Increment 3)
FIP	10.014	FACE IMAGE BOUNDING BOX COORDINATES IN FULL IMAGE
FIU	2.072	FINGERPRINT IMAGE(S) UPDATED
FMT	9.004	MINUTIAE FORMAT
FNR	2.057	FINGER NUMBER(S) REQUESTED
FNR	2.2028D*	FINGER NUMBER REQUESTED (NGI Increment 3)
FNR	2.2032F*	FRICTION RIDGE POSITION REQUESTED (NGI Increment 3)
FPC	2.033	NCIC FINGERPRINT CLASSIFICATION
PPFI	10.015	FACE IMAGE PATH COORDINATES IN FULL IMAGE
FPP	9.302	FINGER, PALM, PLANTAR POSITION
FQM	9.316	FRICTION RIDGE QUALITY METRIC
FSP	9.303	FEATURE SET PROFILE
GCA	7.008	GRAYSCALE COMPRESSION ALGORITHM
GEO	2.044	GEOGRAPHICAL AREA OF SEARCH
GEO	10.998	GEOGRAPHIC SAMPLE ACQUISITION LOCATION
GEO	13.998	GEOGRAPHIC SAMPLE ACQUISITION LOCATION
GEO	14.998	GEOGRAPHIC SAMPLE ACQUISITION LOCATION
GEO	15.998	GEOGRAPHIC SAMPLE ACQUISITION LOCATION

Table L-1 Complete Element Cross-Reference List by Element ID

Element ID	EBTS Tag Number	Element Name
GEO_CORD	2.2026	GEOGRAPHIC COORDINATE LOCATION (Future Capability)
GEO_TIME	2.2025	GEOGRAPHIC COORDINATE DATE TIME STAMP (Future Capability)
GMT	1.014	GREENWICH MEAN TIME
HAI	2.032	HAIR COLOR
HAS	10.996	HASH
HAS	13.996	HASH
HAS	14.996	HASH
HAS	15.996	HASH
HGT	2.027	HEIGHT
HLL	7.006	HORIZONTAL LINE LENGTH
HLL	10.006	HORIZONTAL LINE LENGTH
HLL	13.006	HORIZONTAL LINE LENGTH
HLL	14.006	HORIZONTAL LINE LENGTH
HLL	15.006	HORIZONTAL LINE LENGTH
HPS	13.009	HORIZONTAL PIXEL SCALE
HPS	14.009	HORIZONTAL PIXEL SCALE
HPS	15.009	HORIZONTAL PIXEL SCALE
HTI	2.2024	HIT TYPE INDICATOR
HTR	2.028	HEIGHT RANGE
ICO	2.056	IDENTIFICATION COMMENTS
IDC	2.002	INFORMATION DESIGNATION CHARACTER
IDC	7.002	INFORMATION DESIGNATION CHARACTER
IDC	9.002	INFORMATION DESIGNATION CHARACTER
IDC	10.002	INFORMATION DESIGNATION CHARACTER
IDC	13.002	INFORMATION DESIGNATION CHARACTER
IDC	14.002	INFORMATION DESIGNATION CHARACTER
IDC	15.002	INFORMATION DESIGNATION CHARACTER
IDC	2.2033J*	INFORMATION DESIGNATION CHARACTER (NGI Increment 3)
IFS	2.2021	IDENTIFICATION FIREARMS SALES (Future Capability)
IIR	2.2012	IRIS IMAGES REQUESTED (Future Capability)
IMA	2.067	IMAGE CAPTURE EQUIPMENT
IMG	7.009	IMAGE DATA
IMP	7.003	IMPRESSION TYPE
IMP	9.003	IMPRESSION TYPE
IMP	13.003	IMPRESSION TYPE
IMP	14.003	IMPRESSION TYPE
IMP	15.003	IMPRESSION TYPE
IMT	2.062	IMAGE TYPE (IF TYPE -7 or 13 IMAGES)
IMT	10.003	IMAGE TYPE

Table L-1 Complete Element Cross-Reference List by Element ID

Element ID	EBTS Tag Number	Element Name
IMT	2.2028B*	IMAGE TYPE (NGI Increment 3)
IMT	2.2032E*	IMAGE TYPE DISEMINATED (NGI Increment 3)
IMT	2.2033D*	IMAGE TYPE (NGI Increment 3)
INR	9.341	INCIPIENT RIDGES
ISC	14.200	IMAGE SOURCE CODE (NGI Increment 3)
ISC	15.200	IMAGE SOURCE CODE (NGI Increment 3)
ISR	7.005	IMAGE SCANNING RESOLUTION
ITX	10.044	IMAGE TRANSFORM
LAF	10.019	LIGHTING ARTIFACTS
LATD	2.2026A*	LATITUDE DEGREE (Future Capability)
LATM	2.2026B*	LATITUDE MINUTE (Future Capability)
LATS	2.2026C*	LATITUDE SECOND (Future Capability)
LCD	13.005	LATENT CAPTURE DATE
LEN	1.001	LOGICAL RECORD LENGTH
LEN	2.001	LOGICAL RECORD LENGTH
LEN	7.001	LOGICAL RECORD LENGTH
LEN	9.001	LOGICAL RECORD LENGTH
LEN	10.001	LOGICAL RECORD LENGTH
LEN	13.001	LOGICAL RECORD LENGTH
LEN	14.001	LOGICAL RECORD LENGTH
LEN	15.001	LOGICAL RECORD LENGTH
LMT	9.356	LATENT MATRIX
LOND	2.2026D*	LONGITUDE DEGREE (Future Capability)
LONM	2.2026E*	LONGITUDE MINUTE (Future Capability)
LONS	2.2026F*	LONGITUDE SECOND (Future Capability)
LPM	9.352	LATENT PROCESSING METHOD
LQI	9.357	LOCAL QUALITY ISSUES
LQM	13.024	LATENT QUALITY METRIC
LSB	9.355	LATENT SUBSTRATE
MAK	2.067A*	ORIGINATING FINGERPRINT READING SYSTEM MAKE (MAK)
MAT	9.023	MINUTIAE AND RIDGE COUNT DATA
MFD	9.350	METHOD OF FEATURE DETECTION
MIL	2.042	MILITARY CODE
MIN	9.331	MINUTIAE
MMS	10.904	MAKE/MODEL/SERIAL NUMBER
MMS	13.904	MAKE/MODEL/SERIAL NUMBER
MMS	14.904	MAKE/MODEL/SERIAL NUMBER
MMS	15.904	MAKE/MODEL/SERIAL NUMBER
MNU	2.017	MISCELLANEOUS IDENTIFICATION NUMBER

Table L-1 Complete Element Cross-Reference List by Element ID

Element ID	EBTS Tag Number	Element Name
MODL	2.067B*	ORIGINATING FINGERPRINT READING SYSTEM MODEL (MODL)
MRA	9.332	MINUTIAE RIDGE COUNT ALGORITHM
MRC	9.333	MINUTIAE RIDGE COUNTS
MSC	2.089	MATCHSCORE
MSC	2.2033G*	MATCH SCORE (NGI Increment 3)
MSG	2.060	STATUS/ERROR MESSAGE
NAM	2.018	NAME
NAM	2.064B*	NAME (NAM)
NAM	2.2033B*	MASTER NAME (NGI Increment 3)
NAM1	2.2001	NAME-ONE (Future Capability)
NAM2	2.2002	NAME-TWO (Future Capability)
NAM3	2.2003	NAME-THREE (Future Capability)
NAM4	2.2004	NAME-FOUR (Future Capability)
NAM5	2.2005	NAME-FIVE (Future Capability)
NCLD	9.348	NO CEASES PRESENT
NCOR	9.325	NO CORES PRESENT
NCR	2.079	NUMBER OF CANDIDATES' IMAGES RETURNED
NDEL	9.326	NO DELTAS PRESENT
NDIS	9.327	NO DISTINCTIVE FEATURES PRESENT
NDOT	9.346	NO DOTS PRESENT
NDR	2.098	NAME OF DESIGNATED REPOSITORY
NDR	2.2033I*	NAME OF DESIGNATED REPOSITORY (NGI Increment 3)
NINR	9.347	NO INCIPIENT RIDGES PRESENT
NIR	2.2010	NUMBER OF IMAGES REQUESTED (NGI Increment 3)
NMIN	9.334	NO MINUTIA PRESENT
NMN	9.015	NUMBER OF MINUTIAE
NOT	2.088	NOTE FIELD
NOT	2.2033K*	NOTE FIELD (NGI Increment 3)
NPOR	9.344	NO PORES PRESENT
NQM	14.022	NIST QUALITY METRIC
NREF	9.349	NO RIDGE EDGE FEATURES PRESENT
NSR	1.011	NATIVE SCANNING RESOLUTION
NTR	1.012	NOMINAL TRANSMITTING RESOLUTION
OCA	2.009	ORIGINATING AGENCY CASE NUMBER
OCC	10.045	OCCLUSIONS
OCP	2.040	OCCUPATION
ODD	9.176	OTHER FEATURE SET OWNER OR DEVELOPER
OFC	2.053	OFFENSE CATEGORY
ORI	1.008	ORIGINATING AGENCY IDENTIFIER

Table L-1 Complete Element Cross-Reference List by Element ID

Element ID	EBTS Tag Number	Element Name
ORI	2.2032A*	ORIGINATING AGENCY IDENTIFIER (NGI Increment 3)
ORN	9.020	ORIENTATION UNCERTAINTY
ORT	9.301	ORIENTATION
PAG	9.177	OTHER FEATURE SETS - PROCESSING ALGORITHM
PAS	10.023	PHOTO ACQUISITION SOURCE
PAT	2.034	PATTERN LEVEL CLASSIFICATIONS
PAT	9.307	PATTERN CLASSIFICATION
PATCL	2.034B*	PATTERN CLASSIFICATION CODE (PATCL)
PCD	15.005	PALMPRINT CAPTURE DATE
PEN	2.078	PENETRATION QUERY RESPONSE
PGS	9.317	POSSIBLE GROWTH OR SHRINKAGE
PHD	10.005	PHOTO DATE
FGP	15.013	PALMPRINT POSITION
PLR	9.315	POSSIBLE LATERAL REVERSAL
POA	10.021	POSE OFFSET ANGLE
POB	2.020	PLACE OF BIRTH
POR	9.345	PORES
POS	10.020	SUBJECT POSE
PPC	13.015	PRINT POSITION COORDINATES
PPC	14.015	PRINT POSITION COORDINATES
PPD	2.2030	PRINT POSITION DESCRIPTOR (NGI Increment 3)
PPD	14.014	PRINT POSITION DESCRIPTORS
PPD	2.2028E*	PRINT POSITION DESCRIPTOR (NGI Increment 3)
PPD	2.2032G*	PRINT POSITION DESCRIPTION (NGI Increment 3)
PPD	2.2033F*	PRINT POSITION DESCRIPTOR (NGI Increment 3)
PQM	15.024	PALMPRINT QUALITY METRIC
PRI	2.076	PRIORITY
PRY	1.006	TRANSACTION PRIORITY
PTD	2.063	PERSON TYPE DESIGNATOR
PXS	10.022	PHOTO DESCRIPTION
RAC	2.025	RACE
RAP	2.070	REQUEST FOR ELECTRONIC RAP SHEET
RCC	9.335	RIDGE COUNT CONFIDENCE
RCD1	2.091	RIDGE CORE DELTA ONE FOR SUBPATTERN CLASSIFICATION
RCD2	2.092	RIDGE CORE DELTA TWO FOR SUBPATTERN CLASSIFICATION
RCN1	2.091B*	RIDGE COUNT NUMBER 1 (RCN1)
RCN2	2.092B*	RIDGE COUNT NUMBER 2 (RCN2)
REC	2.082	RESPONSE CODE
REF	9.343	RIDGE EDGE FEATURES

Table L-1 Complete Element Cross-Reference List by Element ID

Element ID	EBTS Tag Number	Element Name
RES	2.041	RESIDENCE OF PERSON FINGERPRINTED
RET	2.005	RETENTION CODE
RFF	9.311	RIDGE FLOW MAP FORMAT
RFM	9.310	RIDGE FLOW MAP
RFP	2.037	REASON FINGERPRINTED
RFR	2.095	REQUEST FEATURES RECORD (NGI Increment 3)
ROI	9.300	REGION OF INTEREST
ROV	9.018	REGION OF VALUE
RPR	2.096	REQUEST PHOTO RECORD
RPS	9.373	RIDGE PATH SEGMENTS
RQF	9.309	RIDGE QUALITY MAP FORMAT
RQM	9.308	RIDGE QUALITY MAP
RSR	2.065	REPOSITORY STATISTICS RESPONSE
RSV	10.901	RESERVED FOR FUTURE DEFINITION by ANSI/NIST-ITL only
RSV	13.901	RESERVED FOR FUTURE DEFINITION by ANSI/NIST-ITL only
RSV	14.901	RESERVED FOR FUTURE DEFINITION by ANSI/NIST-ITL only
RSV	15.901	RESERVED FOR FUTURE DEFINITION by ANSI/NIST-ITL only
RSV	10.034 - 10.037	Reserved for future use by ANSI/NIST-ITL
RSV	10.046 - 10.199	Reserved for future use by ANSI/NIST-ITL
RSV	10.905 - 10.994	RESERVED FOR FUTURE DEFINITION by ANSI/NIST-ITL only
RSV	13.025 - 13.199	RESERVED FOR FUTURE DEFINITION by ANSI/NIST-ITL only
RSV	13.905 - 13.994	RESERVED FOR FUTURE DEFINITION by ANSI/NIST-ITL only
RSV	14.032 - 14.199	RESERVED FOR FUTURE DEFINITION by ANSI/NIST-ITL only
RSV	14.905 - 14.994	RESERVED FOR FUTURE DEFINITION by ANSI/NIST-ITL only
RSV	15.031 - 15.199	RESERVED FOR FUTURE DEFINITION by ANSI/NIST-ITL only
RSV	15.905 - 15.994	RESERVED FOR FUTURE DEFINITION by ANSI/NIST-ITL only
RSV	9.026 - 9.030	RESERVED FOR FBI IAFIS FEATURE SET
RSV	9.031 - 9.055	RESERVED FOR COGENT FEATURE SET
RSV	9.056 - 9.070	RESERVED FOR MOTOROLA FEATURE SET
RSV	9.071 - 9.099	RESERVED FOR SAGEM MORPPHO FEATURE SET
RSV	9.100 - 9.125	RESERVED FOR NEC FEATURE SET

Table L-1 Complete Element Cross-Reference List by Element ID

Element ID	EBTS Tag Number	Element Name
RSV	9.125 - 9.150	RESERVED FOR MI-378 FIELDS
RSV	9.151 - 9.175	RESERVED FOR IDENTIX FEATURE SET
RSV	9.180 - 9.225	OTHER FEATURE SET DEFINED FIELDS
RSV	9.226 - 9.299	Reserved for future use by ANSI/NIST-ITL
RSV	9.304 - 9.306	Reserved for future use by ANSI/NIST-ITL
RSV	9.318 - 9.319	Reserved for future use by ANSI/NIST-ITL
RSV	9.328 - 9.330	Reserved for future use by ANSI/NIST-ITL
RSV	9.336 - 9.339	Reserved for future use by ANSI/NIST-ITL
RSV	9.358 - 9.359	Reserved for future use by ANSI/NIST-ITL
RSV	9.363 - 9.371	Reserved for future use by ANSI/NIST-ITL
RSV	9.374 - 9.399	Reserved for future use by ANSI/NIST-ITL
RWF	9.313	RIDGE WAVELENGTH MAP FORMAT
RWM	9.312	RIDGE WAVELENGTH MAP
SAN	2.099	STATE ARREST NUMBER (Future Capability)
SAP	10.013	SUBJECT ACQUISITION PROFILE
SCNA	2.086	AFIS SEGMENT CONTROL NUMBER
SCO	2.007	SEND COPY TO
SDOB	2.2007	SUBMITTED DATE OF BIRTH (Future Capability)
SEAL	2.2019	SEAL ARREST FLAG (Future Capability)
SEC	10.027	SUBJECT EYE COLOR
SEG	14.021	FINGERPRINT SEGMENT POSITION(S)
SERNO	2.067C*	ORIGINATING FINGERPRINT READING SYSTEM SERIAL NUMBER (SERNO)
SEX	2.024	SEX
SHC	10.028	SUBJECT HAIR COLOR
SHPS	10.016	SCAN HORIZONTAL PIXEL SCALE
SHPS	13.016	SCANNED HORIZONTAL PIXEL SCALE
SHPS	14.016	SCAN HOR PIXEL SCALE
SHPS	15.016	SCAN HOR PIXEL SCALE
SID	2.015	STATE IDENTIFICATION NUMBER
SII	2.2023	SUPPLEMENTARY IDENTITY INFORMATION
SIM	9.372	SKELETONIZED IMAGE
SLC	10.008	SCALE UNITS

Table L-1 Complete Element Cross-Reference List by Element ID

Element ID	EBTS Tag Number	Element Name
SLC	13.008	SCALE UNITS
SLC	14.008	SCALE UNITS
SLC	15.008	SCALE UNITS
SLE	2.055	CUSTODY OR SUPERVISORY STATUS LITERAL
SMD	10.042	SMT DESCRIPTORS
SMS	10.041	SCAR/MARK/TATTOO SIZE
SMT	2.026	SCARS, MARKS, AND TATTOOS
SMT	10.040	NCIC DESIGNATION CODE
SNAM	2.2008	SUBMITTED NAME (Future Capability)
SOC	2.016	SOCIAL SECURITY ACCOUNT NUMBER
SOD	9.178	OTHER VENDOR SETS - SYSTEM OR DEVICE
SOR	10.997	SOURCE REPRESENTATION
SOR	13.997	SOURCE REPRESENTATION
SOR	14.997	SOURCE REPRESENTATION
SOR	15.997	SOURCE REPRESENTATION
SPA	10.025	SUBJECT POSE ANGLES
SPCN	2.093	SPECIAL POPULATION COGNIZANT FILE NUMBER (Future Capability)
SPD	13.014	SEARCH POSITION DESCRIPTORS
SQM	14.023	SEGMENTATION QUALITY METRIC
SQS	10.024	SUBJECT QUALITY SCORES
SRC	10.004	SOURCE AGENCY/ORI
SRC	13.004	SOURCE AGENCY/ORI
SRC	14.004	SOURCE AGENCY/ORI
SRC	15.004	SOURCE AGENCY/ORI
SRF	2.059	SEARCH RESULTS FINDINGS
SSD	2.054	CUSTODY OR SUPERVISORY STATUS - START DATE
SVPS	10.017	SCAN VERTICAL PIXEL SCALE
SVPS	13.017	SCANNED VERTICAL PIXEL SCALE
SVPS	14.017	SCAN VERT PIXEL SCALE
SVPS	15.017	SCAN VERT PIXEL SCALE
SXS	10.026	SUBJECT FACIAL DESCRIPTION
T10	10.039	TYPE-10 REFERENCE NUMBER
TAA	2.087	TREAT AS ADULT
TCN	1.009	TRANSACTION CONTROL NUMBER
TCR	1.010	TRANSACTION CONTROL REFERENCE
THPS	10.009	TRANSMITTED HORIZONTAL PIXEL SCALE
TMC	10.031	TIERED MARKUP COLLECTION
TOT	1.004	TYPE OF TRANSACTION
TOT	2.2032C*	TOT OF DISSEMINATION (NGI Increment 3)

Table L-1 Complete Element Cross-Reference List by Element ID

Element ID	EBTS Tag Number	Element Name
TRV	9.314	TONAL REVERSAL
TSR	2.043	TYPE OF SEARCH REQUESTED
TVPS	10.010	TRANSMITTED VERTICAL PIXEL SCALE
UCN	2.064A*	UNIVERSAL CONTROL (UCN) NUMBER
UCN	2.2033A*	FBI NUMBER/UCN (NGI Increment 3)
UDF	10.200- 10.900	USER-DEFINED FIELDS
UDF	13.200- 13.900	USER-DEFINED FIELDS
UDF	14.201- 14.900	USER-DEFINED FIELDS
UDF	15.201- 15.900	USER-DEFINED FIELDS
ULF	2.083	UNSOLVED LATENT FILE
ULR	2.2034	UNSOLVED LATENT RETAINED (NGI Increment 3)
VER	1.002	VERSION
VLL	7.007	VERTICAL LINE LENGTH
VLL	10.007	VERTICAL LINE LENGTH
VLL	13.007	VERTICAL LINE LENGTH
VLL	14.007	VERTICAL LINE LENGTH
VLL	15.007	VERTICAL LINE LENGTH
VPS	13.010	VERTICAL PIXEL SCALE
VPS	14.010	VERTICAL PIXEL SCALE
VPS	15.010	VERTICAL PIXEL SCALE
WGT	2.029	WEIGHT
WTR	2.030	WEIGHT RANGE

Table L-2 Complete Element Cross-Reference List by Tag Number

EBTS Tag Number	Element ID	Element Name
1.001	LEN	LOGICAL RECORD LENGTH
1.002	VER	VERSION
1.003	CNT	FILE CONTENT
1.004	TOT	TYPE OF TRANSACTION
1.005	DAT	DATE
1.006	PRY	TRANSACTION PRIORITY
1.007	DAI	DESTINATION AGENCY IDENTIFIER
1.008	ORI	ORIGINATING AGENCY IDENTIFIER
1.009	TCN	TRANSACTION CONTROL NUMBER
1.010	TCR	TRANSACTION CONTROL REFERENCE
1.011	NSR	NATIVE SCANNING RESOLUTION
1.012	NTR	NOMINAL TRANSMITTING RESOLUTION
1.013	DOM	DOMAIN NAME
1.014	GMT	GREENWICH MEAN TIME
1.015	DCS	DIRECTORY OF CHARACTER SETS
2.001	LEN	LOGICAL RECORD LENGTH
2.002	IDC	INFORMATION DESIGNATION CHARACTER
2.003	FFN	FBI FILE NUMBER
2.005	RET	RETENTION CODE
2.006	ATN	ATTENTION INDICATOR
2.007	SCO	SEND COPY TO
2.009	OCA	ORIGINATING AGENCY CASE NUMBER
2.010	CIN	CONTRIBUTOR CASE IDENTIFIER NUMBER
2.010A*	CIN_PRE	CONTRIBUTOR CASE PREFIX (CIN_PRE)
2.010B*	CIN_ID	CONTRIBUTOR CASE ID (CIN_ID)
2.011	CIX	CONTRIBUTOR CASE IDENTIFIER EXTENSION
2.014	FBI	FBI NUMBER
2.015	SID	STATE IDENTIFICATION NUMBER
2.016	SOC	SOCIAL SECURITY ACCOUNT NUMBER
2.017	MNU	MISCELLANEOUS IDENTIFICATION NUMBER
2.018	NAM	NAME
2.019	AKA	ALIASES
2.020	POB	PLACE OF BIRTH
2.021	CTZ	COUNTRY OF CITIZENSHIP
2.022	DOB	DATE OF BIRTH
2.023	AGR	AGE RANGE
2.024	SEX	SEX

Table L-2 Complete Element Cross-Reference List by Tag Number

EBTS Tag Number	Element ID	Element Name
2.025	RAC	RACE
2.026	SMT	SCARS, MARKS, AND TATTOOS
2.027	HGT	HEIGHT
2.028	HTR	HEIGHT RANGE
2.029	WGT	WEIGHT
2.030	WTR	WEIGHT RANGE
2.031	EYE	COLOR EYES
2.032	HAI	HAIR COLOR
2.033	FPC	NCIC FINGERPRINT CLASSIFICATION
2.034	PAT	PATTERN LEVEL CLASSIFICATIONS
2.034A*	FGP	FINGER NUMBER (FGP)
2.034B*	PATCL	PATTERN CLASSIFICATION CODE (PATCL)
2.037	RFP	REASON FINGERPRINTED
2.038	DPR	DATE PRINTED
2.039	EAD	EMPLOYER AND ADDRESS
2.040	OCP	OCCUPATION
2.041	RES	RESIDENCE OF PERSON FINGERPRINTED
2.042	MIL	MILITARY CODE
2.043	TSR	TYPE OF SEARCH REQUESTED
2.044	GEO	GEOGRAPHICAL AREA OF SEARCH
2.045	DOA	DATE OF ARREST
2.046	DOS	DATE OF ARREST-SUFFIX
2.047	ASL	ARREST SEGMENT LITERAL
2.047A*	DOO	DATE OF OFFENSE (DOO)
2.047B*	AOL	ARREST OFFENSE LITERAL (AOL)
2.048	CSR	CIVIL SEARCH REQUESTED INDICATOR
2.049	EID	EMPLOYEE IDENTIFICATION NUMBER
2.051	CSL	COURT SEGMENT LITERAL
2.051A*	CDD	COURT DISPOSITION DATE (CDD)
2.051B*	COL	COURT OFFENSE LITERAL (COL)
2.051C*	CPL	OTHER COURT SENTENCE PROVISION LITERAL (CPL)
2.052	*tbd	REQUEST FOR RAP BACK SERVICE (FUTURE CAPABILITY)
2.053	OFC	OFFENSE CATEGORY
2.054	SSD	CUSTODY OR SUPERVISORY STATUS - START DATE
2.055	SLE	CUSTODY OR SUPERVISORY STATUS LITERAL
2.056	ICO	IDENTIFICATION COMMENTS
2.057	FNR	FINGER NUMBER(S) REQUESTED
2.059	SRF	SEARCH RESULTS FINDINGS
2.060	MSG	STATUS/ERROR MESSAGE

Table L-2 Complete Element Cross-Reference List by Tag Number

EBTS Tag Number	Element ID	Element Name
2.061	CST	CASE TITLE
2.062	IMT	IMAGE TYPE (IF TYPE -7 or 13 IMAGES)
2.063	PTD	PERSON TYPE DESIGNATOR
2.064	CAN	CANDIDATE LIST
2.064A*	UCN	UNIVERSAL CONTROL (UCN) NUMBER
2.064B*	NAM	NAME (NAM)
2.065	RSR	REPOSITORY STATISTICS RESPONSE
2.067	IMA	IMAGE CAPTURE EQUIPMENT
2.067A*	MAK	ORIGINATING FINGERPRINT READING SYSTEM MAKE (MAK)
2.067B*	MODL	ORIGINATING FINGERPRINT READING SYSTEM MODEL (MODL)
2.067C*	SERNO	ORIGINATING FINGERPRINT READING SYSTEM SERIAL NUMBER (SERNO)
2.070	RAP	REQUEST FOR ELECTRONIC RAP SHEET
2.071	ACN	ACTION TO BE TAKEN
2.072	FIU	FINGERPRINT IMAGE(S) UPDATED
2.073	CRI	CONTROLLING AGENCY IDENTIFIER
2.074	FGP	FINGER POSITION
2.075	ERS	ELECTRONIC RAP SHEET
2.076	PRI	PRIORITY
2.078	PEN	PENETRATION QUERY RESPONSE
2.079	NCR	NUMBER OF CANDIDATES' IMAGES RETURNED
2.080	EXP	RESPONSE EXPLANATION
2.082	REC	RESPONSE CODE
2.083	ULF	UNSOLVED LATENT FILE
2.084	AMP	AMPUTATED OR BANDAGED
2.084A*	FGP	FINGER NUMBER (FGP)
2.084B*	AMPCD	AMPUTATED OR BANDAGED CODE (AMPCD)
2.085	CRN	CIVIL RECORD NUMBER
2.086	SCNA	AFIS SEGMENT CONTROL NUMBER
2.087	TAA	TREAT AS ADULT
2.088	NOT	NOTE FIELD
2.089	MSC	MATCHSCORE
2.091	RCD1	RIDGE CORE DELTA ONE FOR SUBPATTERN CLASSIFICATION
2.091A*	FGP	FINGER NUMBER (FGP)
2.091B*	RCN1	RIDGE COUNT NUMBER 1 (RCN1)
2.092	RCD2	RIDGE CORE DELTA TWO FOR SUBPATTERN CLASSIFICATION
2.092A*	FGP	FINGER NUMBER (FGP)
2.092B*	RCN2	RIDGE COUNT NUMBER 2 (RCN2)
2.093	SPCN	SPECIAL POPULATION COGNIZANT FILE NUMBER (Future Capability)
2.094	CCN	COURT CASE NUMBER (Future Capability)

Table L-2 Complete Element Cross-Reference List by Tag Number

EBTS Tag Number	Element ID	Element Name
2.095	RFR	REQUEST FEATURES RECORD (NGI Increment 3)
2.096	RPR	REQUEST PHOTO RECORD
2.098	NDR	NAME OF DESIGNATED REPOSITORY
2.099	SAN	STATE ARREST NUMBER (Future Capability)
2.2001	NAM1	NAME-ONE (Future Capability)
2.2002	NAM2	NAME-TWO (Future Capability)
2.2003	NAM3	NAME-THREE (Future Capability)
2.2004	NAM4	NAME-FOUR (Future Capability)
2.2005	NAM5	NAME-FIVE (Future Capability)
2.2006	CSF	CASCADED SEARCH FLAG (Future Capability)
2.2007	SDOB	SUBMITTED DATE OF BIRTH (Future Capability)
2.2008	SNAM	SUBMITTED NAME (Future Capability)
2.2010	NIR	NUMBER OF IMAGES REQUESTED (NGI Increment 3)
2.2011	*tbd	RAP BACK VERIFICATION STATUS (Future Capability)
2.2012	IIR	IRIS IMAGES REQUESTED (Future Capability)
2.2013	DMI	DISPOSITION MAINTENANCE INDICATOR (Future Capability)
2.2014	*tbd	RAP BACK ELIGIBILITY (Future Capability)
2.2015	*tbd	RAP BACK EXPIRATION DATE (Future Capability)
2.2016	DNAF	DNA FLAG (Future Capability)
2.2017	DORI	DNA LOCATION (Future Capability)
2.2018	DNAC	DNA IN CODIS FLAG (Future Capability)
2.2019	SEAL	SEAL ARREST FLAG (Future Capability)
2.2020	*tbd	RAP BACK RECIPIENT (Future Capability)
2.2021	IFS	IDENTIFICATION FIREARMS SALES (Future Capability)
2.2022	CIDN	CONTRIBUTOR ASSIGNED IDENTIFICATION NUMBER
2.2023	SII	SUPPLEMENTARY IDENTITY INFORMATION
2.2024	HTI	HIT TYPE INDICATOR
2.2025	GEO_TIME	GEOGRAPHIC COORDINATE DATE TIME STAMP (Future Capability)
2.2026	GEO_CORD	GEOGRAPHIC COORDINATE LOCATION (Future Capability)
2.2026A*	LATD	LATITUDE DEGREE (Future Capability)
2.2026B*	LATM	LATITUDE MINUTE (Future Capability)
2.2026C*	LATS	LATITUDE SECOND (Future Capability)
2.2026D*	LOND	LONGITUDE DEGREE (Future Capability)
2.2026E*	LONM	LONGITUDE MINUTE (Future Capability)
2.2026F*	LONS	LONGITUDE SECOND (Future Capability)
2.2027	DATUM_ID	GEOGRAPHIC COORDINATE DATUM (Future Capability)
2.2028	BID	BIOMETRIC IMAGE DESCRIPTION (NGI Increment 3)
2.2028A*	FBI/UCN	FBI NUMBER/UCN (NGI Increment 3)
2.2028B*	IMT	IMAGE TYPE (NGI Increment 3)

Table L-2 Complete Element Cross-Reference List by Tag Number

EBTS

Tag Number	Element ID	Element Name
2.2028C*	BSI	BIOMETRIC SET IDENTIFIER (NGI Increment 3)
2.2028D*	FNR	FINGER NUMBER REQUESTED (NGI Increment 3)
2.2028E*	PPD	PRINT POSITION DESCRIPTOR (NGI Increment 3)
2.2029	BSI	BIOMETRIC SET IDENTIFIER (NGI Increment 3)
2.2030	PPD	PRINT POSITION DESCRIPTOR (NGI Increment 3)
2.2030A*	FGP	FRICTION RIDGE GENERALIZED POSITION (NGI Increment 3)
2.2030B*	FIC	FINGER IMAGE CODE (NGI Increment 3)
2.2031	BIA	BIOMETRIC IMAGE AVAILABLE (NGI Increment 3)
2.2032	ATR	AUDIT TRAIL RECORD (NGI Increment 3)
2.2032A*	ORI	ORIGINATING AGENCY IDENTIFIER (NGI Increment 3)
2.2032B*	DAT	DATE OF DISSEMINATION (NGI Increment 3)
2.2032C*	TOT	TOT OF DISSEMINATION (NGI Increment 3)
2.2032D*	BSI	BIOMETRIC SET IDENTIFIER DISSEMINATED (NGI Increment 3)
2.2032E*	IMT	IMAGE TYPE DISEMINATED (NGI Increment 3)
2.2032F*	FNR	FRICTION RIDGE POSITION REQUESTED (NGI Increment 3)
2.2032G*	PPD	PRINT POSITION DESCRIPTION (NGI Increment 3)
2.2033	CNL	CANDIDATE INVESTIGATIVE LIST (NGI Increment 3)
2.2033A*	UCN	FBI NUMBER/UCN (NGI Increment 3)
2.2033B*	NAM	MASTER NAME (NGI Increment 3)
2.2033C*	BSI	BIOMETRIC SET IDENTIFIER (NGI Increment 3)
2.2033D*	IMT	IMAGE TYPE (NGI Increment 3)
2.2033E*	FGP	FRICTION RIDGE GENERALIZED POSITION (NGI Increment 3)
2.2033F*	PPD	PRINT POSITION DESCRIPTOR (NGI Increment 3)
2.2033G*	MSC	MATCH SCORE (NGI Increment 3)
2.2033H*	BIA	BIOMETRIC IMAGE AVAILABLE (NGI Increment 3)
2.2033I*	NDR	NAME OF DESIGNATED REPOSITORY (NGI Increment 3)
2.2033J*	IDC	INFORMATION DESIGNATION CHARACTER (NGI Increment 3)
2.2033K*	NOT	NOTE FIELD (NGI Increment 3)
2.2034	ULR	UNSOLVED LATENT RETAINED (NGI Increment 3)
2.2035	EVI	EVENT IDENTIFIER (NGI Increment 3)

7.001	LEN	LOGICAL RECORD LENGTH
7.002	IDC	INFORMATION DESIGNATION CHARACTER
7.003	IMP	IMPRESSION TYPE
7.004	FGP	FINGER POSITION
7.005	ISR	IMAGE SCANNING RESOLUTION
7.006	HLL	HORIZONTAL LINE LENGTH
7.007	VLL	VERTICAL LINE LENGTH
7.008	GCA	GRAYSCALE COMPRESSION ALGORITHM

Table L-2 Complete Element Cross-Reference List by Tag Number

EBTS Tag Number	Element ID	Element Name
7.009	IMG	IMAGE DATA
9.001	LEN	LOGICAL RECORD LENGTH
9.002	IDC	INFORMATION DESIGNATION CHARACTER
9.003	IMP	IMPRESSION TYPE
9.004	FMT	MINUTIAE FORMAT
9.013	AFV	AFIS FEATURE VECTOR
9.014	FGN	FINGER NUMBER
9.015	NMN	NUMBER OF MINUTIAE
9.016	FCP	FINGERPRINT CHARACTERIZATION PROCESS
9.017	APC	AFIS/FBI PATTERN CLASSIFICATION
9.018	ROV	REGION OF VALUE
9.019	COF	COORDINATE OFFSETS
9.020	ORN	ORIENTATION UNCERTAINTY
9.021	CRA	CORE ATTRIBUTES
9.022	DLA	DELTA ATTRIBUTES
9.023	MAT	MINUTIAE AND RIDGE COUNT DATA
9.024	CHQ	CHARACTERIZATION QUALITY
9.025	CLQ	CLASSIFIER QUALITY
9.026 - 9.030	RSV	RESERVED FOR FBI IAFIS FEATURE SET
9.031 - 9.055	RSV	RESERVED FOR COGENT FEATURE SET
9.056 - 9.070	RSV	RESERVED FOR MOTOROLA FEATURE SET
9.071 - 9.099	RSV	RESERVED FOR SAGEM MORPPHO FEATURE SET
9.100 - 9.125	RSV	RESERVED FOR NEC FEATURE SET
9.125 - 9.150	RSV	RESERVED FOR MI-378 FIELDS
9.151 - 9.175	RSV	RESERVED FOR IDENTIX FEATURE SET
9.176	ODD	OTHER FEATURE SET OWNER OR DEVELOPER
9.177	PAG	OTHER FEATURE SETS - PROCESSING ALGORITHM
9.178	SOD	OTHER VENDOR SETS - SYSTEM OR DEVICE
9.179	DTX	OTHER FEATURE SETS - CONTACT INFORMATION AND DESCRIPTIVE TEXT
9.180 - 9.225	RSV	OTHER FEATURE SET DEFINED FIELDS
9.226 - 9.299	RSV	Reserved for future use by ANSI/NIST-ITL
9.300	ROI	REGION OF INTEREST

Table L-2 Complete Element Cross-Reference List by Tag Number

EBTS Tag Number	Element ID	Element Name
9.301	ORT	ORIENTATION
9.302	FPP	FINGER, PALM, PLANTAR POSITION
9.303	FSP	FEATURE SET PROFILE
9.304 - 9.306	RSV	Reserved for future use by ANSI/NIST-ITL
9.307	PAT	PATTERN CLASSIFICATION
9.308	RQM	RIDGE QUALITY MAP
9.309	RQF	RIDGE QUALITY MAP FORMAT
9.310	RFM	RIDGE FLOW MAP
9.311	RFF	RIDGE FLOW MAP FORMAT
9.312	RWM	RIDGE WAVELENGTH MAP
9.313	RWF	RIDGE WAVELENGTH MAP FORMAT
9.314	TRV	TONAL REVERSAL
9.315	PLR	POSSIBLE LATERAL REVERSAL
9.316	FQM	FRICITION RIDGE QUALITY METRIC
9.317	PGS	POSSIBLE GROWTH OR SHRINKAGE
9.318 - 9.319	RSV	Reserved for future use by ANSI/NIST-ITL
9.320	COR	CORES
9.321	DEL	DELTAS
9.322	CDR	CORE-DELTA RIDGE COUNTS
9.323	CPR	CENTER POINT OF REFERENCE
9.324	DIS	DISTINCTIVE FEATURES
9.325	NCOR	NO CORES PRESENT
9.326	NDEL	NO DELTAS PRESENT
9.327	NDIS	NO DISTINCTIVE FEATURES PRESENT
9.328 - 9.330	RSV	Reserved for future use by ANSI/NIST-ITL
9.331	MIN	MINUTIAE
9.332	MRA	MINUTIAE RIDGE COUNT ALGORITHM
9.333	MRC	MINUTIAE RIDGE COUNTS
9.334	NMIN	NO MINUTIA PRESENT
9.335	RCC	RIDGE COUNT CONFIDENCE
9.336 - 9.339	RSV	Reserved for future use by ANSI/NIST-ITL
9.340	DOT	DOTS
9.341	INR	INCIPIENT RIDGES
9.342	CLD	CREASES AND LINEAR DISCONTINUITIES
9.343	REF	RIDGE EDGE FEATURES
9.344	NPOR	NO PORES PRESENT
9.345	POR	PORES

Table L-2 Complete Element Cross-Reference List by Tag Number

EBTS

Tag Number	Element ID	Element Name
9.346	NDOT	NO DOTS PRESENT
9.347	NINR	NO INCIPIENT RIDGES PRESENT
9.348	NCLD	NO CEASES PRESENT
9.349	NREF	NO RIDGE EDGE FEATURES PRESENT
9.350	MFD	METHOD OF FEATURE DETECTION
9.351	COM	COMMENT
9.352	LPM	LATENT PROCESSING METHOD
9.353	EAA	EXAMINER ANALYSIS ASSESSMENT
9.354	EOF	EVIDENCE OF FRAUD
9.355	LSB	LATENT SUBSTRATE
9.356	LMT	LATENT MATRIX
9.357	LQI	LOCAL QUALITY ISSUES
9.358 - 9.359	RSV	Reserved for future use by ANSI/NIST-ITL
9.360	AOC	AREA OF CORRESPONDENCE
9.361	CPF	CORRESPONDING POINTS OR FEATURES
9.362	ECD	EXAMINER COMPARISON DETERMINATION
9.363 - 9.371	RSV	Reserved for future use by ANSI/NIST-ITL
9.372	SIM	SKELETONIZED IMAGE
9.373	RPS	RIDGE PATH SEGMENTS
9.374 - 9.399	RSV	Reserved for future use by ANSI/NIST-ITL
10.001	LEN	LOGICAL RECORD LENGTH
10.002	IDC	INFORMATION DESIGNATION CHARACTER
10.003	IMT	IMAGE TYPE
10.004	SRC	SOURCE AGENCY/ORI
10.005	PHD	PHOTO DATE
10.006	HLL	HORIZONTAL LINE LENGTH
10.007	VLL	VERTICAL LINE LENGTH
10.008	SLC	SCALE UNITS
10.009	THPS	TRANSMITTED HORIZONTAL PIXEL SCALE
10.010	TVPS	TRANSMITTED VERTICAL PIXEL SCALE
10.011	CGA	COMPRESSION ALGORITHM
10.012	CSP	COLOR SPACE
10.013	SAP	SUBJECT ACQUISITION PROFILE
10.014	FIP	FACE IMAGE BOUNDING BOX COORDINATES IN FULL IMAGE
10.015	FPFI	FACE IMAGE PATH COORDINATES IN FULL IMAGE
10.016	SHPS	SCAN HORIZONTAL PIXEL SCALE

Table L-2 Complete Element Cross-Reference List by Tag Number

EBTS Tag Number	Element ID	Element Name
10.017	SVPS	SCAN VERTICAL PIXEL SCALE
10.018	DIST	DISTORTION
10.019	LAF	LIGHTING ARTFACTS
10.020	POS	SUBJECT POSE
10.021	POA	POSE OFFSET ANGLE
10.022	PXS	PHOTO DESCRIPTION
10.023	PAS	PHOTO ACQUISITION SOURCE
10.024	SQS	SUBJECT QUALITY SCORES
10.025	SPA	SUBJECT POSE ANGLES
10.026	SXS	SUBJECT FACIAL DESCRIPTION
10.027	SEC	SUBJECT EYE COLOR
10.028	SHC	SUBJECT HAIR COLOR
10.029	FFP	2D FACIAL FEATURE POINTS
10.030	DMM	DEVICE MONITORING MODE
10.031	TMC	TIERED MARKUP COLLECTION
10.032	3DF	3D FACIAL FEATURE POINTS
10.033	FEC	FEATURE CONTOURS
10.034 – 10.037	RSV	Reserved for future use by ANSI/NIST-ITL
10.038	COM	COMMENT
10.039	T10	TYPE-10 REFERENCE NUMBER
10.040	SMT	NCIC DESIGNATION CODE
10.041	SMS	SCAR/MARK/TATTOO SIZE
10.042	SMD	SMT DESCRIPTORS
10.043	COL	TATTOO COLORS
10.044	ITX	IMAGE TRANSFORM
10.045	OCC	OCCLUSIONS
10.046 – 10.199	RSV	Reserved for future use by ANSI/NIST-ITL
10.200– 10.900	UDF	USER-DEFINED FIELDS
10.901	RSV	RESERVED FOR FUTURE DEFINITION by ANSI/NIST-ITL only
10.902	ANN	ANNOTATED INFORMATION
10.903	DUI	DEVICE UNIQUE IDENTIFIER
10.904	MMS	MAKE/MODEL/SERIAL NUMBER
10.905 – 10.994	RSV	RESERVED FOR FUTURE DEFINITION by ANSI/NIST-ITL only
10.995	ASC	ASSOCIATED CONTEXT
10.996	HAS	HASH
10.997	SOR	SOURCE REPRESENTATION
10.998	GEO	GEOGRAPHIC SAMPLE ACQUISITION LOCATION

Table L-2 Complete Element Cross-Reference List by Tag Number

EBTS Tag Number	Element ID	Element Name
10.999	DAT	IMAGE DATA
13.001	LEN	LOGICAL RECORD LENGTH
13.002	IDC	INFORMATION DESIGNATION CHARACTER
13.003	IMP	IMPRESSION TYPE
13.004	SRC	SOURCE AGENCY/ORI
13.005	LCD	LATENT CAPTURE DATE
13.006	HLL	HORIZONTAL LINE LENGTH
13.007	VLL	VERTICAL LINE LENGTH
13.008	SLC	SCALE UNITS
13.009	HPS	HORIZONTAL PIXEL SCALE
13.010	VPS	VERTICAL PIXEL SCALE
13.011	CGA	COMPRESSION ALGORITHM
13.012	BPX	BITS PER PIXEL
13.013	FGP	FINGER/PALM POSITION
13.014	SPD	SEARCH POSITION DESCRIPTORS
13.015	PPC	PRINT POSITION COORDINATES
13.016	SHPS	SCANNED HORIZONTAL PIXEL SCALE
13.017	SVPS	SCANNED VERTICAL PIXEL SCALE
13.020	COM	COMMENT
13.024	LQM	LATENT QUALITY METRIC
13.025 - 13.199	RSV	RESERVED FOR FUTURE DEFINITION by ANSI/NIST-ITL only
13.200- 13.900	UDF	USER-DEFINED FIELDS
13.901	RSV	RESERVED FOR FUTURE DEFINITION by ANSI/NIST-ITL only
13.902	ANN	ANNOTATED INFORMATION
13.903	DUI	DEVICE UNIQUE IDENTIFIER
13.904	MMS	MAKE/MODEL/SERIAL NUMBER
13.905 - 13.994	RSV	RESERVED FOR FUTURE DEFINITION by ANSI/NIST-ITL only
13.995	ASC	ASSOCIATED CONTEXT
13.996	HAS	HASH
13.997	SOR	SOURCE REPRESENTATION
13.998	GEO	GEOGRAPHIC SAMPLE ACQUISITION LOCATION
13.999	DAT	IMAGE DATA
14.001	LEN	LOGICAL RECORD LENGTH
14.002	IDC	INFORMATION DESIGNATION CHARACTER
14.003	IMP	IMPRESSION TYPE

Table L-2 Complete Element Cross-Reference List by Tag Number

EBTS Tag Number	Element ID	Element Name
14.004	SRC	SOURCE AGENCY/ORI
14.005	FCD	FINGERPRINT CAPTURE DATE
14.006	HLL	HORIZONTAL LINE LENGTH
14.007	VLL	VERTICAL LINE LENGTH
14.008	SLC	SCALE UNITS
14.009	HPS	HORIZONTAL PIXEL SCALE
14.010	VPS	VERTICAL PIXEL SCALE
14.011	CGA	COMPRESSION ALGORITHM
14.012	BPX	BITS PER PIXEL
14.013	FGP	FINGER POSITION
14.014	PPD	PRINT POSITION DESCRIPTORS
14.015	PPC	PRINT POSITION COORDINATES
14.016	SHPS	SCAN HOR PIXEL SCALE
14.017	SVPS	SCAN VERT PIXEL SCALE
14.020	COM	COMMENT
14.021	SEG	FINGERPRINT SEGMENT POSITION(S)
14.022	NQM	NIST QUALITY METRIC
14.023	SQM	SEGMENTATION QUALITY METRIC
14.024	AFM	ALTERNATE FINGERPRINT QUALITY METRIC
14.030	DMM	DEVICE MONITORING MODE
14.031	FAP	SUBJECT ACQUISITION PROFILE – FINGERPRINT
14.032- 14.199	RSV	RESERVED FOR FUTURE DEFINITION by ANSI/NIST-ITL only
14.200	ISC	IMAGE SOURCE CODE
14.201- 14.900	UDF	USER-DEFINED FIELDS
14.901	RSV	RESERVED FOR FUTURE DEFINITION by ANSI/NIST-ITL only
14.902	ANN	ANNOTATED INFORMATION
14.903	DUI	DEVICE UNIQUE IDENTIFIER
14.904	MMS	MAKE/MODEL/SERIAL NUMBER
14.905 – 14.994	RSV	RESERVED FOR FUTURE DEFINITION by ANSI/NIST-ITL only
14.995	ASC	ASSOCIATED CONTEXT
14.996	HAS	HASH
14.997	SOR	SOURCE REPRESENTATION
14.998	GEO	GEOGRAPHIC SAMPLE ACQUISITION LOCATION
14.999	DAT	IMAGE DATA
15.001	LEN	LOGICAL RECORD LENGTH
15.002	IDC	INFORMATION DESIGNATION CHARACTER

Table L-2 Complete Element Cross-Reference List by Tag Number

EBTS Tag Number	Element ID	Element Name
15.003	IMP	IMPRESSION TYPE
15.004	SRC	SOURCE AGENCY/ORI
15.005	PCD	PALMPRINT CAPTURE DATE
15.006	HLL	HORIZONTAL LINE LENGTH
15.007	VLL	VERTICAL LINE LENGTH
15.008	SLC	SCALE UNITS
15.009	HPS	HORIZONTAL PIXEL SCALE
15.010	VPS	VERTICAL PIXEL SCALE
15.011	CGA	COMPRESSION ALGORITHM
15.012	BPX	BITS PER PIXEL
15.013	FGP	PALMPRINT POSITION
15.016	SHPS	SCAN HOR PIXEL SCALE
15.017	SVPS	SCAN VERT PIXEL SCALE
15.020	COM	COMMENT
15.024	PQM	PALMPRINT QUALITY METRIC
15.030	DMM	DEVICE MONITORING MODE
15.031 - 15.199	RSV	RESERVED FOR FUTURE DEFINITION by ANSI/NIST-ITL only
15.200	ISC	IMAGE SOURCE CODE
15.201- 15.900	UDF	USER-DEFINED FIELDS
15.901	RSV	RESERVED FOR FUTURE DEFINITION by ANSI/NIST-ITL only
15.902	ANN	ANNOTATED INFORMATION
15.903	DUI	DEVICE UNIQUE IDENTIFIER
15.904	MMS	MAKE/MODEL/SERIAL NUMBER
15.905 - 15.994	RSV	RESERVED FOR FUTURE DEFINITION by ANSI/NIST-ITL only
15.995	ASC	ASSOCIATED CONTEXT
15.996	HAS	HASH
15.997	SOR	SOURCE REPRESENTATION
15.998	GEO	GEOGRAPHIC SAMPLE ACQUISITION LOCATION
15.999	DAT	IMAGE DATA

Table L-3 Record Set Requirements Summary by Type of Transaction

Transaction	TOT	T1	T2	Searching / Enrollment				Enrollment					
				T4*	T14*	T7	T13	T9	T10	T14*	T15*	T17	
Identification Service Transactions													
<i>Tenprint Fingerprint Identification Submissions</i>													
CRIMINAL TENPRINT SUBMISSION - ANSWER REQUIRED	CAR	1	1	0-14	0	0-2			0	0-4	0-20	0-10	0-2
CRIMINAL TENPRINT SUBMISSION - NO ANSWER REQUIRED	CNA	1	1	0-14	0	0-2			0	0-4	0-20	0-10	0-2
CRIMINAL FINGERPRINT DIRECT ROUTE	CPDR	1	1	0-14	0	0			0	0-4	0-20	0-10	0-2
CRIMINAL FINGERPRINT PROCESSING NON-URGENT	CPNU	1	1	0-14	0	0-2			0	0-4	0-20	0-10	0-2
DEPARTMENTAL ORDER CHANNELING ELECTRONIC	DOCE	1	1	0-14	0-3	0-2			0	0-4	0-20	0-10	0-2
ELECTRONIC IN/MANUAL OUT USER FEE	EMUF	1	1	0-14	0-3	0-2			0	0-4	0-20	0-10	0-2
FEDERAL APPLICANT - NO CHARGE	FANC	1	1	0-14	0-3	0-2			0	0-4	0-20	0-10	0-2
FEDERAL APPLICANT - USER FEE	FAUF	1	1	0-14	0-3	0-2			0	0-4	0-20	0-10	0-2
FEDERAL NO-CHARGE DIRECT ROUTE	FNDR	1	1	0-14	0-3	0-2			0	0-4	0-20	0-10	0-2
NON-FEDERAL NO-CHARGE DIRECT ROUTE	NNDR	1	1	0-14	0-3	0-2			0	0-4	0-20	0-10	0-2
NON-FEDERAL ADVANCED PAYMENT	NFAP	1	1	0-14	0-3	0-2			0	0-4	0-20	0-10	0-2
NON-FEDERAL USER FEE EXPEDITE	NFUE	1	1	0-14	0-3	0-2			0	0-4	0-20	0-10	0-2
NON-FEDERAL APPLICANT USER FEE	NFUF	1	1	0-14	0-3	0-2			0	0-4	0-20	0-10	0-2
MISCELLANEOUS APPLICANT – CIVIL	MAP	1	1	0-14	0-3	0-2			0	0-4	0-20	0-10	0-2
KNOWN DECEASED	DEK	1	1	0-14	0-3	0-2			0	0-4	0-20	0-10	0-2
UNKNOWN DECEASED	DEU	1	1	0-14	0-3	0-2			0	0-4	0-20	0-10	0-2
MISSING PERSON	MPR	1	1	0-14	0-3	0-2			0	0-4	0-20	0-10	0-2
AMNESIA VICTIM	AMN	1	1	0-14	0-3	0-2			0	0-4	0-20	0-10	0-2
RAP BACK INDIRECT ENROLLMENT REQUESTS (Future Capability)													
EXTERNAL FINGERPRINT IDENTIFICATION SEARCH (Future Capability)													
<i>Latent Fingerprint Identification Submissions</i>													
LATENT FINGERPRINT IMAGE SUBMISSION****	LFS	1	1	0-10	0-10	0-10	0-10		0	0	0	0-10	0
<i>Rapid Fingerprint Identification Submissions</i>													
RAPID FINGERPRINT IDENTIFICATION SEARCH***	RPIS	1	1	0-10	0-10	0			0	0	0	0	0
<i>International Terrorist Fingerprint Identification Submissions</i>													

* For tenprint submissions, the number of Type-4 images is normally 14 and the number of Type-14 images is normally 3. When fewer images are sent, the AMP field of the accompanying Type-2 must account for all missing images.

** Type-15 images apply for Palmprint Enrollment and Major Case Print Collections in conjunction with tenprint submissions. Type-17 images apply for Iris Image Enrollment.

***These delayed responses are notifications to record owners triggered by actions associated with these transactions.

****Latent transactions should contain at least one image, whether a Type-4/14 or 7/13.

Table L-3 Record Set Requirements Summary by Type of Transaction

Transaction	TOT	T1	T2	Searching / Enrollment				Enrollment					
				T4*	T14*	T7	T13	T9	T10	T14*	T15*	T17	
INTERNATIONAL TERRORIST IDENTIFICATION SUBMISSION & RESPONSE (<i>Future Capability</i>)													
INTERNATIONAL TERRORIST FILE REQUEST (<i>Future Capability</i>)													
<i>Disposition Fingerprint Identification Submissions</i>													
ELECTRONIC FINGERPRINT DISPOSITION SUBMISSION (<i>Future Capability</i>)	FDSP												
Verification Service Transactions													
FINGERPRINT VERIFICATION REQUEST	FVR	1	1	2-14	0	0	0	0	0	0	0	0	0
Information Service Transactions													
<i>Biometric Image Retrieval Submissions</i>													
BIOMETRIC IMAGE/FEATURE RETRIEVAL	IRQ	1	1	0	0	0	0	0	0	0	0	0	0
SUBJECT PHOTO REQUEST	CPR	1	1	0	0	0	0	0	0	0	0	0	0
<i>Biometric Audit Trail Retrieval Submissions (NGI Increment 3)</i>													
BIOMETRIC AUDIT TRAIL RETRIEVAL (<i>NGI Increment 3</i>)	BATQ												
UNSOLVED LATENT AUDIT TRAIL RETRIEVAL (<i>NGI Increment 3</i>)	BATQ												
<i>Rap Back Information Retrieval Submissions (Future Capability)</i>													
RAP BACK SUBSCRIPTION LIST (<i>Future Capability</i>)													
RAP BACK IDENTITY HISTORY SUMMARY REQUEST (<i>Future Capability</i>)													
Investigation Service Transactions													
<i>Tenprint Fingerprint Investigative Searches</i>													
TENPRINT FINGERPRINT IMAGE SEARCH	TPIS	1	1	1-10	0	0	0	0	0	0	0	0	0
TENPRINT FINGERPRINT FEATURES SEARCH	TPFS	1	1	0	0	0	0	1-10	0	0	0	0	0
TENPRINT RAPSHEET REQUEST	TPRS	1	1	1-10	0	0	0	0	0	0	0	0	0

* For tenprint submissions, the number of Type-4 images is normally 14 and the number of Type-14 images is normally 3. When fewer images are sent, the AMP field of the accompanying Type-2 must account for all missing images.

** Type-15 images apply for Palmprint Enrollment and Major Case Print Collections in conjunction with tenprint submissions. Type-17 images apply for Iris Image Enrollment.

***These delayed responses are notifications to record owners triggered by actions associated with these transactions.

****Latent transactions should contain at least one image, whether a Type-4/14 or 7/13.

Table L-3 Record Set Requirements Summary by Type of Transaction

Transaction	TOT	T1	T2	Searching / Enrollment				Enrollment				
				T4*	T14*	T7	T13	T9	T10	T14*	T15*	T17
<i>Latent Print Investigation Submissions</i>												
LATENT FRICTION RIDGE IMAGE SEARCH****	LFIS	1	1-2	0-10	0	0-10	0-10	0	0	0	0	0
LATENT FRICTION RIDGE FEATURES SEARCH	LFFS	1	1-2	0-10	0	0-10	0-10	1-10	0	0	0	0
LATENT PENETRATION QUERY	LPNQ	1	1	0	0	0	0	0	0	0	0	0
<i>Latent Administrative Query Transactions</i>												
LATENT REPOSITORY STATISTICS QUERY	LRSQ	1	1	0	0	0	0	0	0	0	0	0
<i>Biometric Investigation Submissions</i>												
PHOTO INVESTIGATION SEARCH (Future Capability)												
IRIS INVESTIGATION SEARCH (Future Capability)												
<i>Biographic Investigation Submissions</i>												
EXTERNAL QUERY HISTORY REQUEST	EQHR	1	1	0	0	0	0	0	0	0	0	0
Data Management Service Transactions												
<i>Latent Image File Maintenance Submissions</i>												
UNSOLVED LATENT RECORD DELETE REQUEST	ULD	1	1	0	0	0	0	0	0	0	0	0
<i>Biometric Image Submissions</i>												
BIOMETRIC IMAGE SUBMISSION	FIS	1	1	0-14	0-14	0	0	0	0	0-20	0-10	0
<i>Biometric File Maintenance Submissions</i>												
<i>Biometric Enrollment Request</i>												
FINGERPRINT ENROLLMENT REQUEST (Future Capability)												
SUPPLEMENTAL FINGERPRINT AND PALMPRINT ENROLLMENT REQUEST (NGI Increment 3)	FIS	1	1	0-14	0	0	0	0	0	1-20	0	0
PHOTO ENROLLMENT REQUEST (Future Capability)												
PALMPRINT ENROLLMENT REQUEST (NGI Increment 3)	FIS	1	1	0-14	0	0	0	0	0	0	1-8	0
IRIS ENROLLMENT REQUEST (Future Capability)												
<i>Biometric Deletion Requests</i>												

* For tenprint submissions, the number of Type-4 images is normally 14 and the number of Type-14 images is normally 3. When fewer images are sent, the AMP field of the accompanying Type-2 must account for all missing images.

** Type-15 images apply for Palmprint Enrollment and Major Case Print Collections in conjunction with tenprint submissions. Type-17 images apply for Iris Image Enrollment.

***These delayed responses are notifications to record owners triggered by actions associated with these transactions.

****Latent transactions should contain at least one image, whether a Type-4/14 or 7/13.

Table L-3 Record Set Requirements Summary by Type of Transaction

Transaction	TOT	T1	T2	Searching / Enrollment				Enrollment				
				T4*	T14*	T7	T13	T9	T10	T14*	T15*	T17
<i>FINGERPRINT DELETE REQUEST (Future Capability)</i>												
SUPPLEMENTAL FINGERPRINT AND PALMPRINT DELETE REQUEST (NGI Increment 3)	BDEL	1	1	0	0	0	0	0	0	0	0	0
SUBJECT PHOTO DELETE REQUEST	CPD	1	1	0	0	0	0	0	0	0	0	0
PALMPRINT DELETE REQUEST (NGI Increment 3)	BDEL	1	1	0	0	0	0	0	0	0	0	0
<i>IRIS DELETE REQUEST (Future Capability)</i>												
<i>CIVIL RECORD DELETE REQUEST (Future Capability)</i>												
<i>Biometric Decision Requests</i>												
BIOMETRIC DECISION REQUEST (NGI Increment 3)	BDEC	1	1	0	0	0	0	0	0	0	0	0
<i>Identity File Maintenance Submissions</i>												
<i>INTERNATIONAL TERRORIST FILE MAINTENANCE REQUEST (Future Capability)</i>												
<i>EXTERNAL FILE MAINTENANCE REQUEST (Future Capability)</i>												
<i>Disposition File Maintenance Submissions (Future Capability)</i>												
DISPOSITION FILE MAINTENANCE REQUEST (Future Capability)	DSPE											
<i>Rap Back File Maintenance Submissions (Future Capability)</i>												
<i>RAP BACK RECORD ENROLLMENT (Future Capability)</i>												
<i>RAP BACK MAINTENANCE REQUEST (Future Capability)</i>												
<i>External Link File Maintenance Submissions</i>												
<i>EXTERNAL LINK FILE MAINTENANCE REQUEST (Future Capability)</i>												

* For tenprint submissions, the number of Type-4 images is normally 14 and the number of Type-14 images is normally 3. When fewer images are sent, the AMP field of the accompanying Type-2 must account for all missing images.

** Type-15 images apply for Palmprint Enrollment and Major Case Print Collections in conjunction with tenprint submissions. Type-17 images apply for Iris Image Enrollment.

***These delayed responses are notifications to record owners triggered by actions associated with these transactions.

****Latent transactions should contain at least one image, whether a Type-4/14 or 7/13.

Table L-4 Record Set Requirements Summary by Type of Response

Transaction	TOT	T1	T2	T4*	T14*	T7	T13	T9	T10	T15**	T17
Identification Service Responses											
RAPID FINGERPRINT IDENTIFICATION SEARCH RESPONSE	RPISR	1	1-2	0	0	0	0	0	0-2	0	0
INTERNATIONAL TERRORIST FILE RESPONSE (<i>Future Capability</i>)											
SUBMISSION RESULTS - ELECTRONIC	SRE	1	1	0	0	0	0	0	1	0	0
LATENT SUBMISSION RESULTS	LSR	1	1	0	0	0	0	0	0	0	0
LATENT TRANSACTION ERROR	ERRL	1	1	0	0	0	0	0	0	0	0
SUBMISSION RESULTS - ELECTRONIC	SRE	1	1	0	0	0	0	0	0	0	0
TENPRINT TRANSACTION ERROR	ERRT	1	1	0	0	0	0	0	0	0	0
DISPOSITION RESPONSE (<i>Future Capability</i>)	DSPR										
Verification Service Responses											
SUBMISSION RESULTS – ELECTRONIC	SRE	1	1	0	0	0	0	0	0	0	0
Information Service Responses											
IMAGE REQUEST RESPONSE	IRR	1	1	0-14	0-34	0-10	0-10	0-14	0	0-10	0
IMAGE SUMMARY RESPONSE	ISR	1	1	0	0	0	0	0	0	0	0
PHOTO REQUEST RESPONSE	PRR	1	1	0	0	0	0	0	0-4	0	0
Investigative Services Responses											
SEARCH RESULTS - TENPRINT	SRT	1	1	0-14	0-14	0	0	0	0	0	0
TENPRINT TRANSACTION ERROR	ERRT	1	1	0	0	0	0	0	0	0	0
TENPRINT RAPSHEET RESPONSE	TPRR	1	1	0	0	0	0	0	0	0	0
SEARCH RESULTS - LATENT	SRL	1	1	0-20	0-20	0-20	0-20	0-30	0	0-20	0
LATENT PENETRATION RESPONSE	LPNR	1	1	0	0	0	0	0	0	0	0
LATENT TRANSACTION ERROR	ERRL	1	1	0	0	0	0	0	0	0	0
UNSOLICITED UNSOLVED LATENT DELETE	UULD	1	1	0	0	0	0	0	0	0	0
LATENT REPOSITORY STATISTICS QUERY	LRSR	1	1	0	0	0	0	0	0	0	0

* For tenprint submissions, the number of Type-4 images is normally 14 and the number of Type-14 images is normally 3. When fewer images are sent, the AMP field of the accompanying Type-2 must account for all missing images.

** Type-15 images apply for Palmprint Enrollment and Major Case Print Collections in conjunction with tenprint submissions. Type-17 images apply for Iris Image Enrollment.

***These delayed responses are notifications to record owners triggered by actions associated with these transactions.

****Latent transactions should contain at least one image, whether a Type-4/14 or 7/13.

Table L-4 Record Set Requirements Summary by Type of Response

Transaction	TOT	T1	T2	T4*	T14*	T7	T13	T9	T10	T15**	T17
ADMINISTRATIVE TRANSACTION ERROR	ERRA	1	1	0	0	0	0	0	0	0	0
ELECTRONIC HISTORY REQUEST RESPONSE	EHRR	1	1	0	0	0	0	0	0	0	0
EXTERNAL QUERY HISTORY REQUEST RESPONSE - SUMMARY	EQRR	1	1	0	0	0	0	0	0	0	0
EXTERNAL QUERY HISTORY ERROR RESPONSE	EQER	1	1	0	0	0	0	0	0	0	0
TRANSACTION ERROR (ELECTRONIC RESPONSE)	ERRR	1	1	0	0	0	0	0	0	0	0
Notification Service Responses											
UNSOLVED LATENT MATCH RESPONSE	ULM	1	1	0-14	0-14	0-10	0-10	0	0	0-10	0
UNSOLICITED UNSOLVED LATENT DELETE	UULD	1	1	0	0	0	0	0	0	0	0
SPECIAL POPULATION COGNIZANT NOTIFICATION <i>(Future Capability)</i>											
RAP BACK ACTIVITY NOTIFICATION <i>(Future Capability)</i>											
RAP BACK RENEWAL NOTIFICATION <i>(Future Capability)</i>											
UNSOLICITED HIT NOTIFICATION	UHN	1	1	0	0	0	0	0	0	0	0
EXTERNAL LINK RECORD ACTIVITY NOTIFICATION <i>(Future Capability)</i>											
EXTERNAL LINK FAILURE NOTIFICATION <i>(Future Capability)</i>											
Data Management Service Responses											
PHOTO DELETE RESPONSE	PDR	1	1	0	0	0	0	0	0	0	0
BIOMETRIC DECISION RESPONSE <i>(NGI Increment 3)</i>	BDECR										
UNSOLVED LATENT RECORD DELETE RESPONSE	ULDR	1	1	0	0	0	0	0	0	0	0
UNSOLICITED UNSOLVED LATENT DELETE	UULD	1	1	0	0	0	0	0	0	0	0
LATENT TRANSACTION ERROR	ERRL	1	1	0	0	0	0	0	0	0	0
IMAGE TRANSACTION ERROR	ERRI	1	1	0	0	0	0	0	0	0	0
BIOMETRIC DELETE RESPONS <i>(NGI Increment 3)</i>	BDELR										
FINGERPRINT IMAGE SUBMISSION RESPONSE	FISR	1	1	0	0	0	0	0	0	0	0
IDENTITY FILE MAINTENANCE SUBMISSION <i>(Future Capability)</i>											

* For tenprint submissions, the number of Type-4 images is normally 14 and the number of Type-14 images is normally 3. When fewer images are sent, the AMP field of the accompanying Type-2 must account for all missing images.

** Type-15 images apply for Palmprint Enrollment and Major Case Print Collections in conjunction with tenprint submissions. Type-17 images apply for Iris Image Enrollment.

***These delayed responses are notifications to record owners triggered by actions associated with these transactions.

****Latent transactions should contain at least one image, whether a Type-4/14 or 7/13.

Table L-5 Transaction/Response/Error TOT Correspondence

Transaction	TOT	Response TOTs	Delayed Response TOTs	Error TOTs
Identification Service Transactions				
<i>Tenprint Fingerprint Identification Submissions</i>				
CRIMINAL TENPRINT SUBMISSION - ANSWER REQUIRED	CAR	SRE	ULM	ERRT
CRIMINAL TENPRINT SUBMISSION - NO ANSWER REQUIRED	CNA	None	ULM	ERRT
CRIMINAL FINGERPRINT DIRECT ROUTE	CPDR	SRE	ULM	ERRT
CRIMINAL FINGERPRINT PROCESSING NON-URGENT	CPNU	SRE	ULM	ERRT
DEPARTMENTAL ORDER CHANNELING ELECTRONIC	DOCE	SRE		ERRT
ELECTRONIC IN/MANUAL OUT USER FEE	EMUF	SRE		ERRT
FEDERAL APPLICANT - NO CHARGE	FANC	SRE		ERRT
FEDERAL APPLICANT - USER FEE	FAUF	SRE		ERRT
FEDERAL NO-CHARGE DIRECT ROUTE	FNDR	SRE		ERRT
NON-FEDERAL NO-CHARGE DIRECT ROUTE	NNDR	SRE		ERRT
NON-FEDERAL ADVANCED PAYMENT	NFAP	SRE		ERRT
NON-FEDERAL USER FEE EXPEDITE	NFUE	SRE		ERRT
NON-FEDERAL APPLICANT USER FEE	NFUF	SRE		ERRT
MISCELLANEOUS APPLICANT – CIVIL	MAP	SRE		ERRT
KNOWN DECEASED	DEK	SRE	ULM	ERRT
UNKNOWN DECEASED	DEU	SRE		ERRT
MISSING PERSON	MPR	SRE		ERRT
AMNESIA VICTIM	AMN	SRE		ERRT
<i>RAP BACK INDIRECT ENROLLMENT REQUESTS (Future Capability)</i>				
EXTERNAL FINGERPRINT IDENTIFICATION SEARCH (Future Capability)				
<i>Latent Fingerprint Identification Submissions</i>				
LATENT FINGERPRINT IMAGE SUBMISSION****	LFS	LSR		ERRL
<i>Rapid Fingerprint Identification Submissions</i>				
RAPID FINGERPRINT IDENTIFICATION SEARCH***	RPIS	RPISR	UHN	ERRT
<i>International Terrorist Fingerprint Identification Submissions</i>				
INTERNATIONAL TERRORIST IDENTIFICATION SUBMISSION & RESPONSE (Future Capability)				
INTERNATIONAL TERRORIST FILE REQUEST (Future Capability)				
<i>Disposition Fingerprint Identification Submissions</i>				

* For tenprint submissions, the number of Type-4 images is normally 14 and the number of Type-14 images is normally 3. When fewer images are sent, the AMP field of the accompanying Type-2 must account for all missing images.

** Type-15 images apply for Palmprint Enrollment and Major Case Print Collections in conjunction with tenprint submissions. Type-17 images apply for Iris Image Enrollment.

***These delayed responses are notifications to record owners triggered by actions associated with these transactions.

****Latent transactions should contain at least one image, whether a Type-4/14 or 7/13.

Table L-5 Transaction/Response/Error TOT Correspondence

Transaction	TOT	Response TOTs	Delayed Response TOTs	Error TOTs
ELECTRONIC FINGERPRINT DISPOSITION SUBMISSION <i>(Future Capability)</i>	FDSP	DSPR		ERRT
Verification Service Transactions				
FINGERPRINT VERIFICATION REQUEST	FVR	SRE		ERRT
Information Service Transactions				
<i>Biometric Image Retrieval Submissions</i>				
BIOMETRIC IMAGE/FEATURE RETREIVAL SUBJECT PHOTO REQUEST	IRQ CPR	IRR PRR	ISR	ERRI PRR
<i>Biometric Audit Trail Retrieval Submissions (NGI Increment 3)</i>				
BIOMETRIC AUDIT TRAIL RETRIEVAL <i>(NGI Increment 3)</i> <i>Rap Back Information Retrieval Submissions (Future Capability)</i> RAP BACK SUBSCRIPTION LIST <i>(Future Capability)</i> RAP BACK IDENTITY HISTORY SUMMARY REQUEST <i>(Future Capability)</i>	BATQ	BATQR		ERRI
Investigation Service Transactions				
<i>Tenprint Fingerprint Investigative Searches</i>				
TENPRINT FINGERPRINT IMAGE SEARCH	TPIS	SRT		ERRT
TENPRINT FINGERPRINT FEATURES SEARCH	TPFS	SRT		ERRT
TENPRINT RAPSHEET REQUEST	TPRS	TPRR		ERRT
<i>Latent Print Investigation Submissions</i>				
LATENT FRICTION RIDGE IMAGE SEARCH****	LFIS	SRL	ULM, UULD	ERRL
LATENT FRICTION RIDGE FEATURES SEARCH	LFFS	SRL	ULM, UULD	ERRL
LATENT PENETRATION QUERY	LPNQ	LPNR		ERRL
<i>Latent Administrative Query Transactions</i>				
LATENT REPOSITORY STATISTICS QUERY	LRSQ	LRSR		ERRA
<i>Biometric Investigation Submissions</i>				
PHOTO INVESTIGATION SEARCH <i>(Future Capability)</i>				

* For tenprint submissions, the number of Type-4 images is normally 14 and the number of Type-14 images is normally 3. When fewer images are sent, the AMP field of the accompanying Type-2 must account for all missing images.

** Type-15 images apply for Palmprint Enrollment and Major Case Print Collections in conjunction with tenprint submissions. Type-17 images apply for Iris Image Enrollment.

***These delayed responses are notifications to record owners triggered by actions associated with these transactions.

****Latent transactions should contain at least one image, whether a Type-4/14 or 7/13.

Table L-5 Transaction/Response/Error TOT Correspondence

Transaction	TOT	Response TOTs	Delayed Response TOTs	Error TOTs
<i>IRIS INVESTIGATION SEARCH (Future Capability)</i>				
<i>Biographic Investigation Submissions</i>				
EXTERNAL QUERY HISTORY REQUEST	EQHR	EQRR, EHRR		EQER, ERRR
Data Management Service Transactions				
<i>Latent Image File Maintenance Submissions</i>				
UNSOLVED LATENT RECORD DELETE REQUEST	ULD	ULDR		ERRL
<i>Biometric Image Submissions</i>				
BIOMETRIC IMAGE SUBMISSION	FIS	FISR		ERRI
<i>Biometric File Maintenance Submissions</i>				
<i>Biometric Enrollment Request</i>				
FINGERPRINT ENROLLMENT REQUEST (<i>Future Capability</i>)				
<i>Supplemental Enrollment Request (NGI Increment 3)</i>				
SUPPLEMENTAL FINGERPRINT AND PALMPRINT ENROLLMENT REQUEST (<i>Future Capability</i>)	FIS	FISR		ERRA
<i>Photo Enrollment Request (NGI Increment 3)</i>				
PHOTO ENROLLMENT REQUEST (<i>Future Capability</i>)	FIS	FISR		ERRA
<i>IRIS Enrollment Request (Future Capability)</i>				
IRIS ENROLLMENT REQUEST (<i>Future Capability</i>)				
<i>Biometric Deletion Requests</i>				
BIOMETRIC DELETE REQUEST (<i>NGI Increment 3</i>)				
SUBJECT PHOTO DELETE REQUEST	BDEL CPD	BDEL PDR		ERRA PDR
CIVIL RECORD DELETE REQUEST (<i>Future Capability</i>)				
<i>Biometric Decision Requests</i>				
BIOMETRIC DECISION RESPONSE (<i>NGI Increment 3</i>)	BDEC	BDECR		ERRA
<i>Identity File Maintenance Submissions</i>				
INTERNATIONAL TERRORIST FILE MAINTENANCE REQUEST (<i>Future Capability</i>)				
EXTERNAL FILE MAINTENANCE REQUEST (<i>Future Capability</i>)				
<i>Disposition File Maintenance Submissions (Future Capability)</i>				
DISPOSITION FILE MAINTENANCE REQUEST (<i>Future Capability</i>)	DSPE	DSPR		ERRA
<i>Rap Back File Maintenance Submissions (Future Capability)</i>				
RAP BACK RECORD ENROLLMENT (<i>Future Capability</i>)				
RAP BACK MAINTENANCE REQUEST (<i>Future Capability</i>)				

* For tenprint submissions, the number of Type-4 images is normally 14 and the number of Type-14 images is normally 3. When fewer images are sent, the AMP field of the accompanying Type-2 must account for all missing images.

** Type-15 images apply for Palmprint Enrollment and Major Case Print Collections in conjunction with tenprint submissions. Type-17 images apply for Iris Image Enrollment.

***These delayed responses are notifications to record owners triggered by actions associated with these transactions.

****Latent transactions should contain at least one image, whether a Type-4/14 or 7/13.

Table L-5 Transaction/Response/Error TOT Correspondence

Transaction	TOT	Response TOTs	Delayed Response TOTs	Error TOTs
-------------	-----	---------------	-----------------------	------------

External Link File Maintenance Submissions
EXTERNAL LINK FILE MAINTENANCE REQUEST (*Future Capability*)

* For tenprint submissions, the number of Type-4 images is normally 14 and the number of Type-14 images is normally 3. When fewer images are sent, the AMP field of the accompanying Type-2 must account for all missing images.
** Type-15 images apply for Palmprint Enrollment and Major Case Print Collections in conjunction with tenprint submissions. Type-17 images apply for Iris Image Enrollment.
***These delayed responses are notifications to record owners triggered by actions associated with these transactions.
****Latent transactions should contain at least one image, whether a Type-4/14 or 7/13.

APPENDIX M - TRANSACTION ERROR MESSAGES

Table M-1 Transaction Error Messages

Code	Error Condition	MDD Error Description	Count	Insert #1	Insert #2	Insert #3
A0001	Unauthorized ULF delete	Requested deletion from ULF not authorized.	0			
A0004	Unauthorized EBTS Transaction	Requestor is not authorized for transaction type %1.	1	TOT of incoming message		
A0008	Unauthorized ULF Add Confirm	Requested ULF Add Confirm request not authorized.	0			
A0009	Latent Search Queue Request Reject	This Latent Search Queue modification request is invalid.	0			
E0001	Required element missing	Mandatory element %1 was not supplied in message.	1	Element Name		
E0002	Element failed validation	Element %1, with value of [%2] contains invalid data.	2	Element Name	Element Value	
E0003	Element failed validation	Element %1, with value of [%2] contains invalid data. The data may not comply with the acceptable range of values.	2	Element Name	Element Value	
E0004	EBTS record parse error	EBTS logical record type %1 containing IDC of [%2] in message does not comply with message Contents or Length field values or the record is not parseable	2	Logical Record Type	IDC value or the value -1 if the named logical record is missing or is a Type-1 record.	
E0005	EBTS field parse error	EBTS field %1 could not be parsed. Check use of separator characters and presence of all required subfields.	1	Field Tag		
E0006	Field relationship error	The value of element %1 is inconsistent with the value of element %2.	2	Element Name	Element Name	
E0012	Message Length Inconsistent	The length of the CJIS WAN message is inconsistent with the sum of the lengths of the logical records contained within it.	0			
E0013	NFS File Write Error	NFS file %1 produced a write error during file transfer %2 %3.	1-3	FILEHANDLE	Free Text	Free Text
L0001	SLC Repositories Full	SPC repository %1 is at max allowed records; to add new subject, delete existing subject.	1	NDR		

* These error messages will include a formatted response reflecting “Candidate(s) were found. Please resubmit a new set of fingerprints for comparison to the candidate(s).” when a candidate was associated with the submission.

Table M-1 Transaction Error Messages

Code	Error Condition	MDD Error Description	Count	Insert #1	Insert #2	Insert #3
L0002	Subject does not exist in Criminal or Civil File	Subject with identifier %1 does not exist in repository.	1	UCN		
L0003	SPC Repository does not exist	Cannot perform requested action, SPC repository %1 does not exist. Inform Segment Administrator of possible SPC File Synchronization error.	1	NDR		
L0004	File image not available	The images for subject identifier %1 are not available from repository %2.	2	UCN	NDR	
L0005	High Penetration Search Rejected	Latent search penetration estimate of %1 percent exceeds the allowable limit of %2 percent.	2	Request Percent	Authorization Cap	
L0006	Invalid image type	The supplied image(s) could not be used for characterization of subject.	0			
L0007	Features not usable	The supplied features could not be used for requested search.	0			
*L0008	Characteristics quality low	The quality of the characteristics is too low to be used.	0			
L0009	Image decompression error	Error occurred during decompression of the images.	0			
L0010	Cannot search an empty SPC repository	A search request was made against SPC repository number %1 which currently contains no subjects. To differentiate from a search with no results, this error is being returned.	1	NDR		
L0011	Subject already exists, duplicates not allowed in Criminal or Civil Files	A request was made to add subject identifier %1 to Criminal or Civil File in which the subject already exists.	1	UCN		
L0012	ULF Delete Error	An error was encountered in processing the requested deletion from the Unsolved Latent File.	0			
L0013	General Logic Error	A general logic error was detected that is not currently defined. Optional error message: %1 %2 %3.	0-3	Free Text	Free Text	Free Text
L0014	ULF Delete Subject Missing	Cannot perform the ULF delete request for %1 because the subject is not present in the ULF.	1	SCNA		
L0016	Latent Search Penetration Estimate	NOTICE ONLY, NOT AN ERROR – Latent search penetration estimate is %1. Your limit is currently %2.	2	Request Percentage	Authorization Cap	

* These error messages will include a formatted response reflecting “Candidate(s) were found. Please resubmit a new set of fingerprints for comparison to the candidate(s).” when a candidate was associated with the submission.

Table M-1 Transaction Error Messages

Code	Error Condition	MDD Error Description	Count	Insert #1	Insert #2	Insert #3
L0017	Attempt to modify SCHF with improper TYS	Attempt to change the Criminal History File with an improper TYS of %1.	1	TYS		
L0018	Latent search queue full	The requested search exceeds the allocation for your organization or state.	0			
L0019	Subject already exists, duplicate identifiers not allowed in SPC file	A request was made to add subject identifier %1 to SPC repository %2 in which the subject already exists. Subjects may NOT be duplicated within this repository.	2	UCN	NDR	
L0020	Subject does not exist in SPC file	A request was made to delete or update subject identifier %1 to SPC repository %2. The subject does not exist in this repository.	2	UCN	NDR	
L0025	SID already exists	The SID provided in the criminal ten- print submission, %1, is already associated with the subject with FBI number %2 and could not be established for a new subject.	2	SID	UCN	
L0028	Exceeded ICO maximum length	Cannot add data because the maximum length of ICO field would be exceeded. There are only %1 characters remaining in the ICO field.	1	Number of unused bytes remaining in ICO field (ASCII representation).		
L0033	Element Entry Limit Exceeded	The requested update of this record would cause the maximum number of entries of the %1 field to be exceeded.	1	Field Name		
L0034	Existing identification comments	Cannot overwrite existing ICO.	0			
L0035	DOD prior to DOA	Date of arrest in submission is later than the date of death in subject's record.	0			
L0036	Conversion anomaly	Cannot add a conversion cycle for an NFF participating state.	0			
L0037	DOA not later than existing DOB	Date of arrest in submission is prior to existing date of birth in the subject's record.	0			
L0038	SID already exists from NFF state	Cannot establish new SID %1 for this subject because your state has already established SID %2 for this subject.	2	SID from submission	Existing SID	

* These error messages will include a formatted response reflecting “Candidate(s) were found. Please resubmit a new set of fingerprints for comparison to the candidate(s).” when a candidate was associated with the submission.

Table M-1 Transaction Error Messages

Code	Error Condition	MDD Error Description	Count	Insert #1	Insert #2	Insert #3
L0046	TPTP Notify Error	AFIS Search number %1 or candidate number %2 cannot be associated with previous search.	2	SCNA	UCN	
L0047	ULF Add Confirm Error	Cannot perform the ULF add confirm request for %1 because the subject is not present in the ULF.	1	SCNA		
L0057	Improper Finger Specified	Latent searches cannot process %1 possible finger positions for %2 supplied search fingers.	2	FGN_CNT	AFV_CNT	
L0058	UCN and NDR format incompatible	The designated repository (%1) does not correlate to the provided record format number (%2).	2	NDR	UCN	
L0059	Duplicate fingers	Ten finger information supplied for field %1 (%2) is incorrect.	2	Name of field	Field Value	
L0079	Invalid SID	The SID %1 failed III edit check.	1	SID value		
L0109	Poor Image Quality	The quality of the images is too poor to permit processing.	0			
L0111	Image Sequence Error	Submitted tenprint finger images are out of sequence.	0			
L0113	Non-serious charge	This submission references an arrest charge representing a non-criterion offense.	0			
L0114	TOT/Submission Data Error	The Type of Transaction is inconsistent with the Reason Fingerprinted.	0			
L0115	Other QC Error	A QC error has occurred.	0			
*L0116	Fingerprint Pattern Quality Error	Fingerprint pattern(s) not discernible	0			
*L0117	Fingerprint Pattern Area Error	Insufficient pattern area(s) recorded for identification purposes	0			
*L0118	ITN Image Quality/Sequence Error	Erroneous or incomplete fingerprint(s) on images: fingers or hands out of sequence, printed twice, missing, and no reason given.	0			
L0119	Charge listed needs literal translation	The charge listed in the submission requires that a literal translation be provided.	0			
L0122	No SPC Add	Unable to complete SPC Add for identifier %1 in repository %2 and user %3.	3	UCN	NDR	EID

* These error messages will include a formatted response reflecting “Candidate(s) were found. Please resubmit a new set of fingerprints for comparison to the candidate(s).” when a candidate was associated with the submission.

Table M-1 Transaction Error Messages

Code	Error Condition	MDD Error Description	Count	Insert #1	Insert #2	Insert #3
L0123	No SPC Delete	Unable to complete SPC Delete for identifier %1 in repository %2 and user %3.	3	UCN	NDR	EID
L0124	Unacceptable Criteria	The submission does not meet latent acceptance criteria.				
L0125	Invalid ORI	This ORI, %1, is not present in the CCA file.	1	ORI value from Maintenance Request		
L0126	Invalid CRI	This CRI, %1, is not present in the CCA file.	1	CRI value from Maintenance Request		
L0128	Missing SRE	This file maintenance request must contain a value for SRE.	0			
L0131	Required element missing	Mandatory element %1 was omitted from message.	1	Element Name		
L0132	STOT/NDR Discrepancy	The STOT, %1, for this request is not consistent with placing the images in the %2 file.	2	STOT value	Name of the target file (NDR)	
L0133	Fingerprint Image Submission Non-ident	The subject of this Fingerprint Image Submission contains UCN %1, which is not contained in the FBI Subject Criminal History files.	1	UCN		
L0141	STOT/RET Discrepancy	Retention code must equal Y for an STOT of CNA.	0			
L0142	SLC Copy Failed	SLC Copy failed: %1 %2 %3.	0-3	Free Text	Free Text	Free Text
L0143	AFIS Storage Full for SLC Repository	SLC repository %1 is at max allotted storage capacity within AFIS; to add new subject, delete existing subject or contact the ITN Segment Administrator to allot more storage capacity.	1	NDR		
L0144	Field Relationship Error	The value of element %1 is inconsistent with the value of element %2.	2	Element Name	Element Name	
L0147	Contributor has remote capability	The contributing state has remote capability.	0			
L0148	Poor Latent Image Quality	The image quality is not adequate for conducting an AFIS search.	0			
L0149	Bad Search Criteria	The descriptive search criteria is not adequate or is incomplete.	0			

* These error messages will include a formatted response reflecting “Candidate(s) were found. Please resubmit a new set of fingerprints for comparison to the candidate(s).” when a candidate was associated with the submission.

Table M-1 Transaction Error Messages

Code	Error Condition	MDD Error Description	Count	Insert #1	Insert #2	Insert #3
L0150	Unassigned FBI Number	Subject %1 may be in the FBI manual files, but does not exist in the Subject Criminal History File.	1	UCN		
L0151	Photo Not Available	Photo Not Available	0			
L0152	Photo Action on Improper AUD Code	CJIS cannot retrieve or delete the cited photo because the associated record is purged, expunged, not automated, deceased, or deleted.	0			
L0153	Photo Action on AUD C Record	CJIS cannot retrieve or delete the cited photo with FBI %1 because it has been consolidated with FBI %2.	2	UCN	UCN	
L0154	Improper Positions Specified (Future Capability)	Multi-Latent investigative searches cannot process non-finger position codes.	0			
L0155	The palm image orientation is bad (Future Capability)	The palm image orientation is too poor to permit processing	0			
L0156	The supplemental image orientation is bad (Future Capability)	The supplemental image orientation is too poor to permit processing	0			
L0157	Failure in segmenting image (Future Capability)	Failure in segmenting image	0			
L0158	Failure in validating secondary biometrics with fingerprints on file (Future Capability)	Failure in validating secondary biometrics with fingerprints on file	0			
L0159	The palmprint imagery is incomplete (Future Capability)	The palmprint imagery is incomplete	0			
L0160	The supplemental imagery is incomplete (Future Capability)	The supplemental imagery is incomplete	0			
L0161	Invalid UCN for Delete operation (Future Capability)	Deletion Request with invalid UCN %1	1	UCN		
L0162	Secondary Biometric Delete Error (Future Capability)	Unable to delete biometric of type %1, biometric set identifier %2 for identifier %3	3	IMT	BSI	UCN
L0163	Secondary Biometric Enrollment Error (Future Capability)	Unable to enroll biometric of type %1 for identifier %2	2	IMT	UCN	
L0164	Enrollment Request without Fingerprints (no MOU) (Future Capability)	Enrollment Request without Fingerprints (no MOU)	0			

* These error messages will include a formatted response reflecting “Candidate(s) were found. Please resubmit a new set of fingerprints for comparison to the candidate(s).” when a candidate was associated with the submission.

APPENDIX N - DESCRIPTORS AND FIELD EDIT SPECIFICATIONS FOR TYPE-14 LOGICAL RECORDS

This section presents the descriptors and field specifications for Type-14 logical records, defined by ANSI-NIST-ITL as a Variable Resolution Fingerprint Image Record. In the past, only 4-4-2 slap impressions were allowed in the Type-14. NGI has expanded the use of the Type-14 to include available images as described in the ANSI/NIST-ITL. These new images consist of fingerprints (rolled and plain) and supplemental palmprints and fingerprint images. Therefore it is necessary to add a new user-defined field to indicate the image set to which the image being transmitted belongs (e.g., are the rolled fingerprint impressions from a tenprint card or a palmprint card). See Appendix P for a complete definition of each of the image sets. Table N-1 summarizes all the available fields in the Type-14 record as described in the ANSI/NIST-ITL along with CJIS defined fields. Table N-2 summaries the content and order for each element of the XML schema for the Type-14 record. The following fields are those being accepted by CJIS.

AMP 14.018 - Amputated or Bandaged. This optional ASCII field shall specify if one or more fingers are amputated or bandaged. This field shall consist of one subfield for each amputated or missing finger. Each subfield shall contain two information items separated by the U_S separator. This field consists of the following subfields:

- the finger number between one and ten, 16 or 17 as chosen from Table P-2
- the amputated or bandaged code (AMPCD). The following is a list of allowable indicators for the AMPCD:

<u>Descriptor</u>	<u>AMPCD</u>
Amputation	XX
Unable to print (e.g., bandaged or unavailable)	UP

Multiple finger positions shall be separated by the R_S separator. This field is to be used anytime there are fewer than expected printable fingers in a submission (e.g., less than four in a left or right slap or less than two in the two-thumb slap). A partially scarred finger should be printed. XX shall be used only when a partial print exists due to amputation; therefore it contains some friction ridge detail. UP shall be used with the complete block where an image was to be transmitted, but there is no image due to amputation or total lack of friction ridge detail (such as with a bandage). An image with a scar should not be marked XX or UP.

BPX 14.012 – Bits Per Pixel. This **mandatory** ASCII field shall contain the number of bits used to represent a pixel. This field shall contain an entry of “8” for normal grayscale values of “0” to “255”. Any entry in this field greater than “8” shall represent a grayscale pixel with increased proportion.

ASEG 14.025 – Alternate Finger Segment Position(s). This optional field is an alternate approach to describing the locations for each of the image segments of up to four individual fingers within a flat image containing the capture of four simultaneous fingers or two simultaneous thumbs. This field uses an n-vertex polygon to encompass each finger image segment, where “n” is between 3 and 99. A minimum of three points is required to describe a finger location. The order of the vertices shall be in their consecutive order around the perimeter

of the polygon, either clockwise or counterclockwise. No two vertices may occupy the same location. The polygon side defined by the last vertex and the first vertex shall complete the polygon.

The polygon shall be a simple, plane figure with no sides crossing and no interior holes. This field shall consist of up to four subfields: the segmentation for each finger is represented in a different subfield. The first information item (friction ridge generalized position / FGP) is the finger number from Table P-2. The number of information items within each subfield depends on the number of vertices.

CGA 14.011 – Compression Algorithm. This **mandatory** ASCII field shall specify the algorithm used to compress grayscale images. An entry of "NONE" in this field indicates that the data contained in this record are uncompressed. For those images that are to be compressed, this field shall contain "WSQ20" the preferred method for the compression of tenprint-fingerprint images of 500ppi. For those images at 1000ppi, JPEG2000 Lossless is the preferred method of compression.

COM 14.020 – Comment. This optional field may be used to insert comments or other ASCII text information with the attached image data.

DAT 14.999 – Image Data. This field shall contain all of the data from a captured tenprint image. It shall always be assigned field number 999 and must be the last physical field in the record. For example, 14.999: is followed by image data in a binary representation. Each pixel of uncompressed grayscale data shall be quantized to eight bits (256 gray-levels) contained in a single byte. If compression is used, the pixel data shall be compressed in accordance with the compression technique specified in the CGA field.

DMM 14.030 – Device Monitoring Mode. This optional field provides information describing the level of human monitoring for the image capture device. This field will contain an entry from the Device Monitoring Modes Table (copied here from the ANSI/NIST-ITL) to indicate the monitoring mode of the biometric sample capture device.

Device Monitoring Modes

Condition	Description
CONTROLLED	Operator physically controls the subject to acquire the biometric sample
ASSISTED	Person available to provide assistance to subject submitting the biometric
OBSERVED	Person present to observe operation of the device but provides no assistance
UNATTENDED	No one present to observe or provide assistance
UNKNOWN	No information is known

FAP 14.031 – Finger Acquisition Profile. This optional field lists the FAP levels associated with fingerprint acquisition devices. Refer to the ANSI/NIST-ITL for acceptable values.

FCD 14.005 – Fingerprint Capture Date. This mandatory ASCII field (formerly named 'Tenprint Capture Date' (TCD)) shall contain the date that the fingerprint image contained in the record was captured. The date shall appear as eight digits in the format *CCYYMMDD*. The *CCYY* characters shall represent the year the image was captured; the *MM* characters shall be the tens and units values of the month; and the *DD* characters shall be the tens and units values of the day in the month. For example, 20040229 represents February 29, 2004. The complete date must be a legitimate date.

FGP 14.013 – Friction Ridge Generalized Position. This mandatory tagged field shall contain the position code that matches the image position. The decimal code number corresponding to the known finger position shall be taken from Table P-2 and entered as a one- or two-character ASCII subfield. Valid values include 1 – 15, 19, 33, 36, and 40 – 50.

FQM 14.024 – Fingerprint Quality Metric. This ASCII field is used to specify one or more different metrics of fingerprint image quality score data for the image stored in this record. The meaning attributed to this metric must be defined and interpreted by the producer of the scoring algorithm or by the person or system used to assign the metric to the fingerprint image. The metric may be a predictor of AFIS matcher accuracy performance or a different metric to indicate a value associated with the quality of the fingerprint image for a particular function.

This field may contain one or more subfields, each consisting of four information items separated by the U separator character.

1. The first information item (FGP) is the finger number between one and ten or 16 or 17 as chosen from Table P-2. The other three items identify a quality score and the algorithm used to create the quality score. This information is useful to enable the recipient of the quality score to differentiate between quality scores generated by different algorithms and adjust for any differences in processing or analysis as necessary.
2. The second information item (QVU) shall be a quantitative expression of the predicted matching performance of the biometric sample. This item contains the ASCII representation of the integer image quality score between 0 and 100 assigned to the image data by a quality algorithm. Higher values indicate better quality. An entry of "255" shall indicate a failed attempt to calculate a quality score. An entry of "254" shall indicate that no attempt to calculate a quality score was made. The use of additional values to convey other information should be harmonized with ISO/IEC 19794 standards.
3. The third information item (QAV) shall specify the integer value that is the ID of the vendor of the quality algorithm used to calculate the quality score. The IBIA shall maintain the Vendor Registry, which will map the value in this field to a registered organization.
4. The fourth information item (QAP) shall specify a numeric product code assigned by the vendor of the quality algorithm, which may be registered with the IBIA, but registration is not required. It indicates which of the vendor's algorithms was used in the calculation of the quality score. This field contains the ASCII representation of the integer product code and should be within the range 1 to 65,535.

This subfield is repeated for each finger image and quality algorithm used, separated by the § character separator.

NOTE: If the FQM field is used to express a NIST Fingerprint Image Quality (NFIQ) score, the following formula should be used to calculate the proper FQM value:

$$FQM = (5 - NFIQ) * 25$$

This results in an NFIQ value of 1 being mapped to 100, and an NFIQ value of 5 being mapped to 0. For the product ID code, use '377D'.

HLL 14.006 – Horizontal Line Length. This **mandatory** ASCII field shall contain the number of pixels contained on a single horizontal line of the transmitted image.

THPS 14.009 – Transmitted Horizontal Pixel Scale. This **mandatory** ASCII field shall specify the integer pixel density used in the horizontal direction of the image if the SLC contains a "1" or a "2." Otherwise, if the SLC contains a "0", it indicates the horizontal component of the pixel aspect ratio.

IDC 14.002 – Information Designation Character. This **mandatory** ASCII field shall be used to identify the tenprint-fingerprint image contained in the record. This IDC shall match the IDC found in the file content (CNT) field of the Type-1 record.

IMP 14.003 – Impression Type. This **mandatory** one- or two-byte ASCII field shall indicate the manner by which the tenprint image information was obtained. The appropriate code (0-3, 8, 20-29) selected from table below (copied from the ANSI/NIST-ITL) shall be entered in this field.

Description		Code				
		Fingerprint		Palm	Plantar	Unknown Friction-ridge
		Plain	Rolled			
Livescan	Livescan (type unknown or unspecified)	0	1	10	30	
	Vertical Swipe	8		N/A		
	Optical contact	20	21			
	Non-optical contact	22	23			
	Optical contactless	24	25			
	Non-optical contactless	26	27			
Non-livescan (e.g. inked)		2	3	11	31	
Latent	Impression	4		12	32	36
	Tracing	5		13	33	37
	Photo	6		14	34	38
	Lift	7		15	35	39
Other		28				
Unknown		29				

ISC 14.200 – Image Source Code. This optional numeric field indicates to which source the included image belongs. This field allows images from multiple biometric sets that use the same record type to be distinguishable.

ISC Code Values

Image Source	Value
Tenprint Fingerprint Set	1
Palmprint Set – Front of Card (including fingers on front)	2
Palmprint Set – Fingers on Back of Card	3
Supplemental Print Set	4

Two different values are used for the Palmprint card to distinguish between the index finger image on the front of the card and the index finger that is part of the set of five finger images on the back of the card. Livescan palm capture should use value 2 and is not expected to contain any finger images.

LEN 14.001 – Logical Record Length. This **mandatory** ASCII field shall contain the total count of the number of bytes in the Type-14 logical record. Field 14.001 shall specify the length of the record, including every character of every field contained in the record, and the information separators.

NQM 14.022 – NIST Quality Metric. This **mandatory** ASCII field shall contain the NIST Fingerprint Image Quality (NFIQ) scores for the individual fingers. Each finger score is derived from slap impressions or individual rolled fingerprints. This field will be accepted for legacy users only. All new CJIS users will be required to populate the Fingerprint Quality Metric field (14.024 FQM). This field consists of two information items:

- The first item is the Friction Ridge Generalized Position between 1 to 10, 16 or 17.
- The second item is the NIST Image Quality Score which is a quantitative expression of the predicted AFIS matcher accuracy performance of the fingerprint image. The scores range from “1” for the best quality image, to “5” for the worst quality image. A “254” indicates that no score was ever computed while an entry of “255” shall indicate a failed attempt to calculate the image quality metric.

PPC 14.015 – Print Position Coordinates. If finger position code ”19” appears in field 14.013, this field contains offsets to the locations for the bounding box of the EJI, each of the full finger views, or segments within the EJI. When used, this field shall consist of six (6) mandatory information items to describe the type or portion of the image and its location within an entire joint image.

- The first information item is the number of the full finger view with values of ”FV1” through ”FV4”. Values of ”FV1” to ”FV4” specify the bounding coordinates for each full finger view.
- The second information item is used to identify the location of a segment within a full finger view. It will contain the not applicable code ”NA” if the image portion refers to a

full finger view or to the entire joint image locations. It shall contain "PRX", "DST", "MED" for a proximal, distal, or medial segment.

- The third information item contains the left horizontal offset in pixels to the left edge of the bounding box relative to the origin position in the upper left corner of the image.
- The fourth information item contains the right horizontal offset in pixels to the right edge of the bounding box relative to the origin position in the upper left corner of the image.
- The fifth information item contains the top vertical offset in pixels to the top of the bounding box.
- The sixth information item contains the bottom vertical offset in pixels from the upper left corner of the image down to the bottom of the bounding box.

For the case of a fingertip, the first information item shall be "TIP", and the second information item shall be "NA". The next four information items are the horizontal and vertical offsets as defined above.

The six information items within the field are separated by five "US" separators. This information will describe either the location of the entire joint image, one full finger view, or segment. Individual full finger or segment definitions may be repeated as subfields separated by the "RS" separator.

PPD 14.014 – Print Position Descriptors. This ASCII field shall be present if and only if the finger position code "19" appears in Field 14.013. This field shall consist of two mandatory information items.

- The first is the probable decimal finger position code (0-10) taken from Table P-2.
- The second information item is the code taken from Table P-1 to indicate the portion of the EJI or tip image that is stored as a single image in the database.

There may be up to 17 such images for a single finger. Images of full-length fingers use codes FV1 through FV4 as defined in Table P-1. Figure P-7 is an illustration of the Entire Joint Image for a middle finger with each of the full finger views and constituent parts identified.

SEG 14.021 – Finger Segment Position(s). This optional ASCII field (**mandatory** when images contain simultaneous flat impressions) shall contain offsets to the locations of image segments containing the individual fingers within the flat images of simultaneous fingers from each hand or the two simultaneous thumbs (FGP = 13, 14, 15 or 40 – 50). The offsets are relative to the origin (0,0), which is in the upper left corner of the image. The horizontal offsets (X) are the pixel counts to the right, and the vertical offsets (Y) are the pixel counts down. A finger segment is defined by the FINGER NUMBER, the X coordinates (LEFT, RIGHT), and the Y coordinates (TOP, BOTTOM) of its bounding box. The five information items within a finger segment definition are separated by the $\frac{U}{S}$ separator. Individual finger segment definitions are separated by the $\frac{R}{S}$ separator.

- The first information item is the Friction Ridge Generalized Position with the values of 1 to 10, 16, 17.
- The second information item is the Left Horizontal Coordinate Value, the horizontal offset in pixels to the left relative to the origin positioned in the upper left corner of the image.

- The third information item is the Right Horizontal Coordinate Value, the horizontal offset in pixels to the right relative to the origin positioned in the upper right corner of the image.
- The fourth information item is the Top Vertical Coordinate Value, the vertical offset to the top of the bounding box.
- The fifth information item is the Bottom Vertical Coordinate Value, the vertical offset in pixels from the upper left corner of the image down to the bottom of the bounding box.

SHPS 14.016 – Scanned Horizontal Pixel Scale. This optional ASCII field shall specify the horizontal pixel density used for the scanning of the original impression providing the SLC field contains a "1" or "2." Otherwise, it indicates the horizontal component of the pixel aspect ratio. This field is used if the transmission pixel scale differs from the original image scale, as listed in Transmitted Horizontal Pixel Scale (HPS).

SVPS 14.017 – Scanned Vertical Pixel Scale. This optional ASCII field shall specify the vertical pixel density used for the scanning of the original impression providing the SLC field contains a "1" or a "2." Otherwise, it indicates the vertical component of the pixel aspect ratio. This field is used if the transmission pixel scale differs from the original image scale, as listed in Transmitted Vertical Pixel Scale (VPS).

SLC 14.008 – Scale Units. This **mandatory** ASCII field shall specify the units used to describe the image sampling frequency (pixel density). A "1" in this field indicates pixels per inch; a "2" indicates pixels per centimeter. A "0" in this field indicates no scale is given. For this case, the quotient of HPS/VPS gives the pixel aspect ratio.

SQM 14.023 – Segmentation Quality Metric. This optional ASCII field provides a measure of estimated correctness regarding the accuracy of the location of the segmented finger within the right or left four fingers or two thumbs slap image. For each segmented finger, this field shall contain four information items separated by the \cup separator character.

1. The first information item (FGP) is the finger number between one and ten as chosen from Table P-2. The other three items identify a quality score and the algorithm used to create the quality score. This information is useful to enable the recipient of the quality score to differentiate between quality scores generated by different algorithms and adjust for any differences in processing or analysis as necessary.
2. The second information item (QVU) shall be a measure of estimated correctness regarding the accuracy of the location of the segmented finger. This item contains the ASCII representation of the integer image quality score between 0 and 100 assigned to the image data by a quality algorithm. Higher values indicate better quality. An entry of "255" shall indicate a failed attempt to calculate a quality score. An entry of "254" shall indicate that no attempt to calculate a quality score was made. The use of additional values to convey other information should be harmonized with ISO/IEC 19794 standards.
3. The third information item (QAV) shall specify the integer value that is the ID of the vendor of the quality algorithm used to calculate the quality score. The IBIA shall maintain the Vendor Registry of CBEFF Biometric Organizations that will map the value in this field to a registered organization.

4. The fourth information item (QAP) shall specify a numeric product code assigned by the vendor of the quality algorithm, which may be registered with the IBIA, but registration is not required. It indicates which of the vendor's algorithms was used in the calculation of the quality score. This field contains the ASCII representation of the integer product code and should be within the range 1 to 65,535. This subfield is repeated for each segmented finger whose coordinates appear in field 14.021.

The ^R_S character separates each set of four information items. For the case where more than one segmentation algorithm is applied to a multi-finger plain image, the set of segmentation information items for each finger shall be ordered corresponding to the entries in field 14.021.

SRC 14.004 – Source Agency. This **mandatory** ASCII field shall contain the identification of the administration or organization that originally captured the tenprint image contained in the record. Normally, the ORI of the agency that captured the image will be contained in this field. The SRC may contain up to 43 identifying characters. The data content of this field shall be defined by the user and be in accordance with the receiving agency.

VLL 14.007 – Vertical Line Length. This **mandatory** ASCII field shall contain the number of horizontal lines contained in the transmitted image.

TVPS 14.010 – Transmitted Vertical Pixel Scale. This **mandatory** ASCII field shall specify the integer pixel density used in the vertical direction of the image if the SLC contains a "1" or a "2." Otherwise, if SLC contains a "0", it indicates the vertical component of the pixel aspect ratio.

Table N-1 Field List for Type-14 Record

Identifier	Condition	Field Number	Field Name	Character Type	Field Size Per Occurrence -		Occurrences		Example Data
					Min	Max	Min	Max	
LEN	M	14.001	LOGICAL REC LENGTH	N	4	8	1	1	14.001:40164<GS>
IDC	M	14.002	INFORMATION DESIGNATION CHARACTER	N	1	2	1	1	14.002:01<GS>
IMP	M	14.003	IMPRESSION TYPE	N	1	2	1	1	14.003:0<GS>
ORG	M	14.004	SOURCE AGENCY	SET		21	1	1	14.004:CA0000001<US>CALIFORNIA PD<GS>
	M		Originating Agency Identifier	AN	9	9			
	O		Originating Agency Name	AN	1	125			
FCD	M	14.005	FINGERPRINT CAPTURE DATE	N	8	8	1	1	14.005:20040227<GS>
HLL	M	14.006	HORIZONTAL LINE LENGTH	N	2	5	1	1	14.006:1600<GS>
VLL	M	14.007	VERTICAL LINE LENGTH	N	2	5	1	1	14.007:1450<GS>
SLC	M	14.008	SCALE UNITS	N	1	1	1	1	14.008:1<GS>
THPS	M	14.009	TRANSMITTED HORIZONTAL PIXEL SCALE	N	1	5	1	1	14.009:500<GS>
TVPS	M	14.010	TRANSMITTED VERTICAL PIXEL SCALE	N	1	5	1	1	14.010:500<GS>
CGA	M	14.011	COMPRESSION ALGORITHM	AN	3	5	1	1	14.011:1<GS>
BPX	M	14.012	BITS PER PIXEL	N	1	2	1	1	14.012:8<GS>
FGP	M	14.013	FINGER POSITION CODE	N	1	2	1	1	14.013:19<GS>
PPD	O	14.014	PRINT POSITION DECSRIPTORS	SET			0	1	14.014:1>US>FV3<GS>
	M		Probable Decimal Finger Position Code	N	1	2			
	M		Finger Image Code	AN	3	3			
PPC	O	14.015	PRINT POSITION COORDINATES	SET			0	12	14.015:<GS>
	M		Full Finger View	AN	2	3			
	M		Location of Segment	A	2	3			
	M		Left Horizontal Coordinate	N	1	5			
	M		Right Horizontal Coordinate	N	1	5			
	M		Top Vertical Coordinate	N	1	5			
M	Bottom Vertical Coordinate	N	1	5					
SHPS	O	14.016	SCANNED HOR PIXEL SCALE	N	1	5	0	1	14.016:<GS>
SVPS	O	14.017	SCANNED VER PIXEL SCALE	N	1	5	0	1	14.017:<GS>
AMP	O	14.018	AMPUTATED OR BANDAGED	SET			0	4	14.018:04<US>UP<GS>
	M		Friction Ridge Generalized Position	N	1	2			
	M		Amputated or Bandaged Code	A	2	2			
RSV	O	14.019	RESERVED FOR FUTURE DEFINITION by ANSI/NIST only	--	--	--	--	--	--
COM	O	14.020	COMMENT	AN	1	126	0	1	14.020:<GS>
SEG	O	14.021	FINGERPRINT SEGMENT POSITION	SET			0	4	14.021:10<US>3<US>352<US>725<US>1265<RS>9<US>375<US>750<US>175<US>765<RS>8<US>800<US>1150<US>5<US>581<RS>7<US>1200<US>1598<US>274<US>801<GS>
	M		Friction Ridge Generalized Position	NN	1	2			
	M		Left Horizontal Coordinate Value	N	1	5			
	M		Right Horizontal Coordinate Value	N	1	5			
	M		Top Vertical Coordinate Value	N	1	5			
	M		Bottom Vertical Coordinate Value	N	1	5			

Table N-1 Field List for Type-14 Record

Identifier	Condition	Field Number	Field Name	Character Type	Field Size Per Occurrence -		Occurrences		Example Data
					Min	Max	Min	Max	
NQM	O M M	14.022	NIST QUALITY METRIC Friction Ridge Generalized Position NIST Image Quality Score	SET N N	1 2 1	2 3	1	4	14.022:10<US>6<RS>9<US>4<RS>8<US>3<RS> >7<US>3<GS>
SQM	O M M M M	14.023	SEGMENTATION QUALITY METRIC Friction Ridge Generalized Position Quality Value Algorithm Vendor Identification Algorithm Product Identification	SET N N AN N	1 1 4 1	2 3 4 5	0	9	14.023:10<US>75<US>IBIA VENDOR ID#<US>VENDOR QUALITY ALGORITHM ID<GS>
FQM	O M M M M	14.024	FINGERPRINT QUALITY METRIC Friction Ridge Generalized Position Quality Value Algorithm Vendor Identification Algorithm Product Identification	SET N N H N	1 1 4 1	2 3 4 5	0	9	14.024:10<US>255<US>IBIA VENDOR ID<US>VENDOR ALGORITHM ID #<GS>
ASEG	O M M M M	14.025	ALTERNATE FINGER SEGMENT POSITION(S) Friction Ridge Generalized Position Number of Points Horizontal Pixel Offset Vertical Pixel Offset	SET N N N N	1 1 1 1	2 2 5 5	0	4	
SCF	O	14.026	SIMULTANEOUS CAPTURE	N	1	3	0	1	
SIF	O	14.027	STITCHED IMAGE FLAG	A	1	1	0	1	
RSV		14.028- 14.029	RESERVED FOR FUTURE DEFINITION by ANSI/NIST-ITL only	--	--	--	--	--	
DMM	O	14.030	DEVICE MONITORING MODE	A	7	10	0	1	14.030:ASSISTED<GS>
FAP	O	14.031	SUBJECT ACQUISITION PROFILE – FINGERPRINT	N	2	2	0	1	
RSV		14.032- 14.199	RESERVED FOR FUTURE DEFINITION by ANSI/NIST-ITL only	--	--	--	--	--	
ISC	O	14.200	IMAGE SOURCE CODE	N	0	2	0	1	14.200:3<GS>
UDF	O	14.200- 14.900	USER-DEFINED FIELDS	--	--	--	--	--	
RSV		14.901	RESERVED FOR FUTURE DEFINITION by ANSI/NIST-ITL only						
ANN	O M M M M	14.902	ANNOTATED INFORMATION Greenwich Mean Time Processing Algorithm Name/Version Algorithm Owner Process Description	SET ANS ANS ANS ANS	1 1 1 1	64 64 255	0	*	
DUI	O	14.903	DEVICE UNIQUE IDENTIFIER	ANS	13	16	0	1	
MMS	O M M M	14.904	MAKE/MODEL/SERIAL NUMBER Make Model Serial Number	SET ANS ANS ANS	1 1 1	50 50 50	0	1	
RSV		14.905 – 14.994	RESERVED FOR FUTURE DEFINITION by ANSI/NIST-ITL only						

Table N-1 Field List for Type-14 Record

Identifier	Condition	Field Number	Field Name	Character Type	Field Size Per Occurrence -		Occurrences		Example Data
					Min	Max	Min	Max	
ASC	O	14.995	ASSOCIATED CONTEXT	SET					
	M		Associated Context Number	N	1	3	0	255	
	O		Associated Segment Position	N	1	2			
HAS	O	14.996	HASH	H	64	64	0	1	
SOR	O	14.997	SOURCE REPRESENTATION	SET					
	M		Source Representation Number	N	1	3	0	255	
	O		Reference Segment Position	N	1	2			
GEO	O	14.998	GEOGRAPHIC SAMPLE ACQUISITION LOCATION	SET					
	C		Universal Time Entry						
	C		Latitude Degree Value	NS	1	9			
	C		Latitude Minute Value	NS	1	8			
	C		Latitude Second Value	N	1	8			
	C		Longitude Degree Value	NS	1	10			
	C		Longitude Minute Value	NS	1	8			
	C		Longitude Second Value	N	1	8			
	O		Elevation	NS	1	8			
	O		Geodetic Datum Code	AN	3	6	0	1	
	O		Geographic Coordinate Universal Transverse Mercator Zone	AN	2	3			
	C		Geographic Coordinate Universal Transverse Mercator Easting	N	1	8			
	C		Geographic Coordinate Universal Transverse Mercator Northing	N	1	8			
	O		Geographic Reference Text	ANS	1	150			
O	Geographic Coordinate Other System Identifier	ANS	1	10					
C	Geographic Coordinate Other System Value	ANS	1	126					
DAT	M	14.999	IMAGE DATA	B	2	--	1	1	14.999:<IMAGE DATA COMPRESSED@ 15:1><FS>

APPENDIX N NOTES

1. NQM (14.022) is accepted for legacy users only. New CJIS users are required to populate the Fingerprint Quality Metric field (14.024 FQM). Eventually, all users will be required to use 14.024 instead of 14.022.
2. SEG (14.021) is conditional depending on the value of FGP (14.013).

APPENDIX O - POB Code Table

Appendix O contains the codes for Place of Birth (POB 2.020) and Citizenship (CTZ 2.021) fields. The 'CTZ' contains an asterisk, '*', for those codes that are valid for usage in the CTZ 2.021 field. All codes are valid for usage in the POB 2.020 field. The "DATE AHEAD FLAG" indicates those codes where the Date of Birth (DOB 2.022) may be a day ahead of North America time zone.

CODE	CTZ	DESCRIPTION	DATE AHEAD FLAG
AA	*	Albania	
AB		Alberta (Canadian Province)	
AD	*	Andorra	
AE		Anguilla	
AF	*	Afghanistan	*
AG		Aguascalientes (Mexican State)	
AH		Ashmore/Cartier Islands	
AI	*	Antigua and Barbuda (formerly Antigua)	
AJ	*	Aruba	
AK		Alaska	
AL		Alabama	
AM		American Samoa (Islands)	
AN	*	Algeria	
AO	*	Angola	
AP	*	Armenia	
AQ	*	Azores Islands	
AR		Arkansas	
AS	*	Australia	*
AT	*	Argentina	*
AU	*	Austria	*
AV	*	Azerbaijan	
AX		Apache Tribe	
AZ		Arizona	
BA		Baja California (Northern Section) (Mexican State)	
BB	*	Barbados	*
BC		British Columbia (Canadian Province)	
BD	*	Bahamas, The	*
BE	*	Bahrain (Bahrein)	
BF		Bassas Da India	
BG	*	Belgium	*
BH	*	Belize (British Honduras)	
BI	*	Burundi	

CODE	CTZ	DESCRIPTION	DATE AHEAD FLAG
BJ		Baja California (Southern Section) (Mexican State)	
BK		Baker Island	
BL	*	Bangladesh	
BM		Bermuda	
BN	*	Bhutan	
BO		British Indian Ocean Territory	
BP	*	Bosnia (Hercegovenia, for Reference only)	
BQ		Bouvet Island	
BR	*	Burma	*
BS	*	British Solomon Islands(Solomon Islands)	
BT	*	Botswana	
BU	*	Bulgaria	
BV	*	Bolivia	*
BW	*	Balearic Islands	
BX	*	Brunei	
BY	*	Belarus	
BZ	*	Brazil	*
CA		California	
CB	*	Colombia	
CC	*	Cuba	
CD	*	Canada	
CE		Campeche (Mexican State)	
CF	*	Chad	
CG		Caroline Islands	
CH		Chihuahua (Mexican Border State)	
CI		Chiapas (Mexican State)	
CJ	*	Cambodia (Kampuchea)	
CL		Colima (Mexican State)	
CM	*	Cameroon	
CO		Colorado	
CP		Cayman Islands	
CQ	*	Chile	*
CR	*	Costa Rica	
CS	*	Cyprus	*
CT		Connecticut	
CU		Coahuila (Mexican State)	
CV	*	Cape Verde Islands	
CW	*	Central African Republic	
CY	*	Ceylon (now Sri Lanka)	

CODE	CTZ	DESCRIPTION	DATE AHEAD FLAG
CZ		Canal Zone (United States)	
DA		Cheyenne & Arapaho Tribes	
DB		Clipperton Island	
DC		Dist of Columbia	
DD		Cocos (Keeling) Islands	
DE		Delaware	
DF		Distrito Federal (Mexico, D.F.)	
DG	*	Comoros, Fed Islamic Rep	
DH	*	Benin (formerly Dahomey)	
DI	*	Cook Islands	
DJ		Coral Sea Islands	
DK	*	Denmark	*
DL		Devils Lake Sioux Tribe	
DM	*	Dominica	
DN	*	Djibouti	
DO		Durango (Mexican State)	
DQ		Ak Chin Indian Community of Maricopa Indian Rsvn, AZ	
DP		Comanche Nation	
DR	*	Dominican Rep	*
DS		Miami Tribe	
DT		Muscogee (Creek Tribe)	
DV		Seneca-Cayuga Tribes	
DW		Citizen Potawatomi Nation	
DX		Alabama-Coushatta Tribes of TX	
DY		Alabama-Quassarte Tribal Town, OK	
DZ		Arapahoe Tribe of the Wind River Rsvn, WY	
EA		Aroostook Band of Micmac Indians of ME	
EB		Bay Mills Indian Community, MI	
EC		Blackfeet Tribe of the Blackfeet Indian Rsvn of MT	
ED		Burns Paiute Tribe of the Burns Paiute Indian Colony of OR	
EE		Absentee Shawnee	
EF		Cayuga Nation of NY	
EG		Cheyenne River Sioux Tribe of the Cheyenne River Rsvn, SD	
EH		Chickasaw Nation, OK	
EI		Chippewa-Cree Indians of the Rocky Boy's Rsvn MT	
EJ		Chitimacha Tribe of LA	
EK	*	Equatorial Guinea	
EL	*	El Salvador	
EN	*	England	*

CODE	CTZ	DESCRIPTION	DATE AHEAD FLAG
EO	*	Ethiopia	
EP		Cocopah Tribe of AZ	
EQ		Coeur D'Alene Tribe of the Coeur D'Alene Rsvn, ID	
ER		Europa Island	
ES	*	Estonia	
ET		Eretria	
EU	*	Ecuador	
EV		Colorado River Indian Tribe of CO River Indian Rsvn, AZ&CA	
EW		Confederated Tribes of the Chehalis Rsvn, WA	
EX		Confederated Tribes of the Colville Rsvn, WA	
EY	*	Egypt	*
EZ	*	Czech Republic	
FA		Falkland Islands	
FB		Confederated Tribes of the Goshute RSVN, NV and UT	
FC		Fond du Lac	
FD	*	Finland	
FE		Confederated Tribes of the Umatilla Rsvn, OR	
FF		Confederated Tribes of the Warm Springs Rsvn of OR	
FG		French Guiana	
FH		Coushatta Tribe of LA	
FJ	*	Fiji Islands	
FK		Crow Creek Sioux Tribe of the Crow Creek Rsvn, SD	
FL		Florida	
FM		Crow Tribe of MT	
FN	*	France	*
FO	*	Faroe Islands	
FP	*	French Polynesia	
FQ		Eastern Band of Cherokee Indians of NC	
FR	*	Fr Southrn/Antartic Land	
FS	*	Fed States of Micronesia	
FT		Eastern Shosone Tribe WY	
FU		Ely Shosone Tribe of NV	
FV		Paiute-Shosone Tribe of the Fallon Rsvn and Colony, NV	
FW		Flandreau Santee Sioux Tribe of SD	
FX		Sac and Fox	
FY		Fort Belknap Indian Community of Fort Belknap Rsvn of MT	
FZ		Fort McDowell Yavapai Nation, AZ	
GA		Georgia	

CODE	CTZ	DESCRIPTION	DATE AHEAD FLAG
GB	*	Gabon	
GC	*	Greece	*
GD	*	Georgia/Gruzinskaya	
GE	*	Germany (Also see EM and WG)	*
GF		Guernsey	
GG	*	Ghana	
GI	*	Guinea	
GJ	*	Grenada	
GK	*	Gambia	
GM		Guam	*
GN	*	Greenland	
GO		Glorioso Islands	
GP		Guadeloupe	
GQ		Fort Mojave Indian Tribe of AZ, CA & NV	
GR		Guerrero (Mexican State)	
GS	*	S Georgia/S Sandwich Isl	
GT	*	Guatemala	
GU		Guanajuato (Mexican State)	
GV		Assiniboine and Sioux Tribes of Fort Peck Indian Rsvn, MT	
GX		Gila River Indian Community of Gila River Indian Rsvn, AZ	
GY	*	Guyana (Includes French Guiana)	
GZ	*	Gaza	
HB		Grand Traverse Band of Ottawa and Chippewa Indians, MI	
HD	*	Honduras	
HE		Heard Isl/McDonald Isl	
HF		Hannahville Indian Community, MI	
HG		Havasupai Tribe of the Havasupai Rsvn, AZ	
HI		Hawaii	
HJ		Hoh Indian Tribe of the Hoh Indian Rsvn, WA	
HK	*	Hong Kong	*
HL		Hidalgo (Mexican State)	
HM		Hopi Tribe of Arizona	
HN	*	New Hebrides (now Vanuata)	
HO		Howland Island	
HP		Hualapai Indian Tribe of Hualapai Indian Rsvn, AZ	
HQ		Iowa Tribe of KS & NB	
HR		Christmas Island	
HS		Saint Helena	
HT	*	Haiti	

CODE	CTZ	DESCRIPTION	DATE AHEAD FLAG
HU	*	Hungary	
HW		Jamestown S'Klallam Tribe of WA	
HX		Jena Band Choctaw Indians, LA	
HZ		Jicarilla Apache Nation, NM	
IA		Iowa	
IB		Man, Isle of	
IC	*	Iceland	
ID		Idaho	
IE	*	Ireland	
IF		Kaibab Band of Paiute Indians of the Kaibab Indian Rsvn, AZ	
IG		Kalispel Indian Community of Kalispel Indian Rsvn WA	
IH		Kaw Nation, OK	
II	*	India	*
IK		Keweenaw Bay Indian Community, MI	
IL		Illinois	
IM		Madeira Islands	
IN		Indiana	
IO	*	Indonesia	
IQ	*	Iraq	
IR	*	Iran	
IS	*	Israel	
IT	*	Italy	*
IU	*	Niue	
IV		Kickapoo Tribe of Indians of the Kickapoo Rsvn in KS	
IW		Iowa Tribe	
IX		Menominee Indian Nation	
IY	*	Cote d'Ivoire (Ivory Coast)	
IZ		Kotenai Tribe of ID	
JA	*	Japan	*
JB		Lac Vieux Desert Band of Lake Superior Chippewa Indians, MI	
JD		Little River Band of Ottawa Indians, MI	
JE		Jersey	
JF		Little Traverse Bay Bands of Odawa Indians, MI	
JG		Lovelock Paiute Tribe of the Lovelock Indian Colony, NV	
JH		Lower Brule Sioux Tribe of the Lower Elwha Rsvn, WA	
JI		Johnston Island	
JJ		Lower Elwha Tribal Community of the Lower Elwha Rsvn, WA	

CODE	CTZ	DESCRIPTION	DATE AHEAD FLAG
JK		Lummi Tribe of the Lummi Rsvn, WA	
JL		Jalisco (Mexican State)	
JM	*	Jamaica	*
JN		Jan Mayen	
JO	*	Jordan	
JP		Makah Indian Tribe of the Makah Indian Rsvn, WA	
JQ		Mashantucket Pequot Tribe of CT	
JR		Jarvis Island	
JS		Match-E-Be-Nash-She-Wish Band of Pottawatomie Indians of MI	
JT		Mescalero Apache Tribe of the Mescalero Rsvn, NM	
JU	*	Juan de Nova Island	
JV		Metlakatla Indian Community, Annette Island AK	
JW		Miccosukee Tribe of Indians, FL	
JX		Mississippi Band of Choctaw Indians	
JY		Muckleshoot Indian Tribe of the Muckleshoot Rsvn, WA	
JZ		Narragansett Indian Tribe of RI	
KB	*	Gilbert Islands (now Kiribati)	
KC	*	Croatia	
KD		Navajo Nation, AZ, NM and UT	
KE	*	Kenya	
KF		Nez Perce Tribe, ID (Frmrly Listed Nez Perce Tribe of ID)	
KG		Nisqually Indian Tribe of the Nisqually Rsvn, WA	
KH	*	Manahiki Island	
KI		Kingman Reef	
KJ		Nooksack Indian Tribe of Washington	
KK		Kickapoo Tribe	
KL		Northern Cheyenne Tribe of the North. Chey. Indian Rsvn, MT	
KM		Nottawaseppi Huron Band of Potawatomie, MI- Frmr Hur. Pot., Inc.	
KN	*	North Korea	*
KO	*	South Korea	*
KP		Shakopee	
KQ		Ohkay Owingeh, NM (Formerly the Pueblo of San Juan	
KS		Kansas	
KT	*	Kazakhstan	
KU	*	Kuwait	
KV	*	Kosovo	
KW		Kiowa	

CODE	CTZ	DESCRIPTION	DATE AHEAD FLAG
KX		Omaha Tribe of NB	
KY		Kentucky	
KZ	*	Kyrgyzstan	
LA		Louisiana	
LB	*	Liberia	
LC		Mille Lacs	
LD	*	Moldova	
LE	*	Lesotho	
LF	*	Slovakia	
LG		Onondaga Nation of NY	
LH	*	Lithuania (Rep of the USSR)	
LI	*	Liechtenstein	
LJ		Pascua Yaqui Tribe of AZ	
LK		Passamaquoddy Tribe of ME	
LL		Leech Lake Band of Chippewa	
LM		Penobscot Tribe of ME	
LN	*	Lebanon	
LO	*	Slovenia	
LP		Lac du Flambeau	
LQ		Poarch Band of Creek Indians of AL	
LR		Pokagon Band of Potawatomi Indians, MI & IN	
LS	*	Laos	*
LT	*	Latvia (Rep of the USSR)	
LU	*	Saint Lucia	
LV		Port Gamble of Indian Community of the Port Gamble Rsvn, WA	
LW		Prairie Band of Potawatomi Nation, KS	
LX	*	Luxembourg	
LY	*	Libya	
LZ		Pueblo of Acoma, NM	
MA		Massachusetts	
MB		Manitoba (Canadian Province)	
MC		Michoacan (Mexican State)	
MD		Maryland	
ME		Maine	
MF	*	Malawi	
MG	*	Mongolia	
MH		Marshall Islands	
MI		Michigan	
MJ	*	Monaco	

CODE	CTZ	DESCRIPTION	DATE AHEAD FLAG
MK		Mariana Islands (U.S. Trust Territory-U.S.)	
ML	*	Mali	
MM	*	Mexico	
MN		Minnesota	
MO		Missouri	
MP	*	Madagascar (included in Malagasy Republic)	
MQ	*	Morocco	
MR		Morelos (Mexican State)	
MS		Mississippi	
MT		Montana	
MU	*	Mauritania	
MV	*	Maldives	
MW		Midway Islands	
MX		Mexico (Mexican State)	
MY	*	Malta	
MZ	*	Malaysia	*
NA		Nayarit (Mexican State)	
NB		Nebraska	
NC		North Carolina	
ND		North Dakota	
NE	*	Holland (Netherlands)	*
NF	*	Newfoundland (Includes Labrador; Canadian Province)	
NG	*	Nigeria	*
NH		New Hampshire	
NI		Northern Ireland	
NJ		New Jersey	
NK		New Brunswick (Canadian Province)	
NL		Nuevo Leon (Mexican State)	
NM		New Mexico	
NN	*	Niger	
NO	*	New Guinea (now Papua New Guinea)	
NP	*	Nepal	
NQ		New Caledonia	
NR	*	Nauru	
NS		Nova Scotia (Canadian Province)	
NT		Northwest Territories (Canadian Admin. Division)	
NU	*	Nicaragua	
NV		Nevada	
NW	*	Norway	

CODE	CTZ	DESCRIPTION	DATE AHEAD FLAG
NX	*	Bonaire (Netherlands Antilles)	
NY		New York	
NZ	*	New Zealand	
OA		Oaxaca (Mexican State)	
OB		Pueblo of Cochiti, NM	
OC	*	Macao (Macau)	
OD		Pueblo of Isleta, NM	
OE		Pueblo of Jemez, NM	
OF		Norfolk Island	
OG		Osage Nation	
OH		Ohio	
OI		Okinawa	
OJ		Pueblo of of Laguna, NM	
OK		Oklahoma	
OL		Pueblo of Nambe, NM	
OM	*	Oman	
ON		Ontario (Canadian Province)	
OO		Otoe-Missouria Tribe	
OP		Pueblo of Picuris, NM	
OQ		Pueblo of San Felipe, NM	
OR		Oregon	
OS		Oglala Sioux	
OT		Oneida Tribe of Indians of Wisconsin	
OU		Pueblo of San Ildefonso, NM	
OV		Pueblo of Sandia, NM	
OW		Pueblo of Santa Ana, NM	
OX		Pueblo of Santa Clara, NM	
OY		Kewa Pueblo. NM (Formerly Pueblo of Santa Domingo, NM)	
OZ		Oneida Nation of NY	
PA		Pennsylvania	
PB		Puebla (Mexican State)	
PC		Pitcairn, Henderson, Ducie, and Oeno Island	
PD	*	Republic of Palau	
PE		Prince Edward Island (Canadian Province)	
PF	*	Paracel Islands	
PG	*	Guinea-Bissau (formerly Portuguese Guinea)	
PH		Pueblo of Taos, NM	
PI	*	Philippines	*
PJ		Pueblo of Tesuque, NM	

CODE	CTZ	DESCRIPTION	DATE AHEAD FLAG
PK	*	Pakistan	*
PL		Palmyra Atoll	
PM	*	Panama	
PN		Ponca Tribe	
PO	*	Poland	
PP		Pueblo of Zia, NM	
PQ		Quebec (Canadian Province)	
PR	*	Puerto Rico	*
PS		St Pierre and Miquelon	
PT	*	Portugal	
PU	*	Peru	
PV	*	Paraguay	*
PW		Pawnee Tribe	
PX		Pueblo of Zuni, NM	
PY		Puyallup Tribe of the Puyallup Rsvn, WA	
PZ		Pyramid Lake Paiute Tribe of the Pyramid Lake Rsvn, NV	
QA	*	Qatar	
QB		Quechan Tribe of the Fort Yuma Indian Rsvn CA & AZ	
QC		Quileute Tribe of the Quileute Rsvn, WA	
QD		Quinault Tribe of the Quinault Rsvn, WA	
QE		Reno-Sparks Indian Colony, NV	
QF		Rosebud Sioux Tribe of the Rosebud Indian Rsvn, SD	
QG		Sac and Fox Nation of Missouri in KS and NB	
QH		Sac and Fox Tribe of the MS in IA	
QI		Saginaw Chippewa Indian Tribe of MI	
QJ		St Regis Mohawk Tribe, NY- Frmr St Reg. Band Mohawk Indians	
QK		Salt River Pima-Maricopa Indian Comm. Of Salt River Rsvn, AZ	
QL		Samish Indian Tribe, WA	
QM		San Carlos Apache Tribe of the San Carlos Rsvn, AZ	
QN		Santee Sioux Nation, NB	
QO		Sauk- Suiattle Indian Tribe of WA	
QP		Sault Sainte Maire Tribe of Chippewa Indians of MI	
QQ		Seminole Tribe of FL-Dan, Big Cyp, Brghtn, Hllywd & Tmp Rsvns	
QR		Quintana Roo (Mexican State)	
QS		Seneca Nation of New York	
QT		Shoalwater Bay Tribe of the Shoalwater Bay Indian Rsvn, WA	

CODE	CTZ	DESCRIPTION	DATE AHEAD FLAG
QU		Queretaro (Mexican State)	
QV		Shosone-Bannock Tribes of the Fort Hall Rsvn of ID	
QW		Shosone-Paiute Tribes of the Duck Valley Rsvn of NV	
QX		Sisseton-Wahpeton Oyate of the Lake Traverse Rsvn, SD	
QY		Skokomish Indian Tribe of the Skokomish Rsvn, WA	
QZ		Skull Valley Band of Goshute Indians of UT	
RA	*	Russia	
RB	*	Republic of Congo, Brazzaville	
RC	*	Peoples Republic of China	*
RD		Snoqualmie Tribe, WA	
RE		Reunion	
RF		Russian Federation	*
RG		Gibraltar	
RH	*	Rhodesia (now Zimbabwe)	
RI		Rhode Island	
RJ		Southern Ute Indian Tribe of CO	
RK		Spirit Lake Tribe of the Spokane Rsvn, WA	
RL		Red Lake	
RM		Spokane Tribe of the Spokane Rsvn, WA	
RN		Squaxin Island Tribe of Squaxin Island Rsvn, WA	
RO		Standing Rock Sioux Tribe of North&South Dakota	
RP		Summit Lake Paiute Tribe of NV	
RQ		Suquamish Indian Tribe of the Port Madison Rsvn, WA	
RR		Montserrat	
RS	*	Spanish Sahara (now Western Sahara)	
RT		Swinomish Indians of the Swinomish Rsvn, WA	
RU	*	Romania/Rumania	
RV	*	Socialist Republic of Vietnam	*
RW	*	Rwanda	
RX		Te-Moak Tribe of W. Shosone Indians of NV	
RY	*	Republic of Yemen	
RZ		Three Affiliated Tribes of the Fort Berthold Rsvn, ND	
SA	*	Sierra Leone	
SB	*	Saudi Arabia	
SC		South Carolina	
SD		South Dakota	
SE	*	Seychelles	
SF	*	South Africa	*
SG	*	Senegal	

CODE	CTZ	DESCRIPTION	DATE AHEAD FLAG
SH	*	San Marino	
SI		Sinaloa (Mexican State)	
SJ	*	South-Wst Africa (Namibia)	
SK		Seminole Nation	
SL		San Luis Potosi (Mexican State)	
SM	*	Somalia	
SN		Saskatchewan (Canadian Province)	
SO		Sonora (Mexican State)	
SP	*	Spain	*
SQ	*	Sweden	
SR	*	Singapore	*
SS	*	Scotland	
SU	*	Sudan	
SV		Svalbard	
SW	*	Swaziland	
SY	*	Syria	
SZ	*	Switzerland	*
TA		Tamaulipas (Mexican State)	
TB		Tabasco (Mexican State)	
TC	*	Trucial States (now United Arab Emirates)	
TD		Trust Territory of Pacific Islands	
TE	*	Spratly Islands	
TF	*	Tuamontu Archipelago	
TG	*	Tonga	
TH	*	Thailand	*
TJ	*	Tajikistan	
TK		Tokelau	
TL		Tlaxcala (Mexican State)	
TM		Tromelin Island	
TN		Tennessee	
TO	*	Togo	
TP	*	Sao Tome and Principe	
TQ	*	Tongareva	
TR	*	Turks and Caicos Islands	
TS	*	Nevis and Saint Christopher Kitts	
TT	*	Trinidad / Tobago	*
TU	*	Tunisia	
TV	*	Ellice Islands (now Tuvalu)	
TW	*	Taiwan, Republic of China	

CODE	CTZ	DESCRIPTION	DATE AHEAD FLAG
TX		Texas	
TY	*	Turkey	*
TZ	*	Tanzania, United Republic of	
UB		Tohono O'ODham Nation of AZ	
UC		Turtle Mt Bnd of Chipewa	
UD		Tonawanda Band of Seneca Indians of NY	
UE		Tonkawa Tribe of Indians of OK	
UF		Tonto Apache Tribe of AZ	
UG	*	Uganda	
UH		Tulalip Tribes of the Tulalip Rsvn, WA	
UI		Yunica-Biloxi Indian Tribe of LA	
UJ		Tuscarora Nation of NY	
UK	*	Ukraine	
UL		Upper Skagit Indian Tribe of WA	
UM	*	Mauritius	
UN	*	United Kingdom	*
UO		Ute Indian Tribe of the Uintah & Ouray Rsvn, UT	
UP		Ute Mountain Tribe of the Ute Mountain Rsvn, CO, NM & UT	
UQ		Walker River Paiute Tribe of the Walker River Rsvn, NV	
UR	*	Turkmenistan	
US	*	United States	*
UT		Utah	
UU		Wampanoag Tribe of Gay Head (Aquinnah) of MA	
UV	*	Burkina Faso/Upper Volta	
UW		Washoe Tribe of NV&CA-Carson, Drsslrvtll, Woodfrds, Stewrt, Wash	
UX		White Mountain Apache Tribe of the Ft Apache Rsvn, AZ	
UY	*	Uruguay	
UZ	*	Uzbekistan	*
VA		Virginia	
VB		British Virgin Islands	
VC		Veracruz (Mexican State)	
VD		Winnebago Tribe of NB	
VE		Wyandotte Nation, OK	
VF		Vakama Nation, OK	
VG		Yakton Sioux Tribe of SD	
VH		Yavapai-Apache Nation of the Camp Verde Indian Rsvn, AZ	
VI		U S Virgin Islands	*
VJ		Yavapai-Prescott Tribe of the Yavapai Rsvn, AZ	

CODE	CTZ	DESCRIPTION	DATE AHEAD FLAG
VK		Yerington Paiute Tribe of Yerington Colony&Cambell Rnch, NV	
VL		Navassa Island	
VO		Yomba Shosone Tribe of the Yomba Rsvn, NV	
VP		Catawba Indian Nation, SC (AKA Catawba Tribe of SC)	
VQ		Confederated Salish&Kootenai Tribes of the Flathead Rsvn, MT	
VR		Conf. Tribes of the Coos, Lower Umpqua and Siuslaw Indians of OR	
VT		Vermont	
VU		Confederated Tribes of the Grand Ronde Community of OR	
VV	*	St. Vincent and the Grenadines	
VW		Confederated Tribes of Siletz Indians-OR(Conf. Tribes Siletz Rsvn)	
VX		Confederated Tribes & Bands of the Yakama Nation, WA	
VY		Vatican City	
VZ	*	Venezuela	*
WA		Washington	
WB	*	West Bank	
WC		Coquille Tribe of OR	
WD		Wyandotte Tribe	
WE		White Earth	
WF		Wallis and Futuna	
WH		Cow Creek Band of Umpqua Indians of OR	
WI		Wisconsin	
WJ		Cowlitz Indian TRIBE< WA	
WK		Wake Island	
WL	*	Wales	
WM		Duckwater Shosone Tribe of the Duckwater Rsvn, NV	
WN	*	West Indies	
WO		Forest County Potawatomi Community of WI	
WP		Fort McDermitt Paiute& Shosone Tribes of F.M. Indians Rsvn, NV & OR	
WQ		Fort Sill Apache Tribe of OK	
WR		Houlton Band of Maliseet Indians of ME	
WS	*	Western Samoa	
WT		Wichita Tribe	
WU		Kickapoo Traditional Tribe of TX	
WV		West Virginia	
WX		Klamath Tribes, OR	

CODE	CTZ	DESCRIPTION	DATE AHEAD FLAG
WY		Wyoming	
WZ		Lac Courte Oreilles Band of Lake Superior Chippewa Indians, WI	
XA	*	Serbia	
XB	*	Montenegro	
XC		Bad River Band of Lake Superior Tribe of Chippewa Indians	
XD		Caddo Tribe	
XE		Cherokee Nation	
XF		Delaware Nation	
XG		Eastern Shawnee Tribe	
XH		Modoc Tribe	
XI		Ottawa Tribe	
XJ		Peoria Tribe	
XK		Quapaw Tribe	
XL		United Keetoowah Band of Cherokee Indians	
XM		Western Delaware Tribe	
XN		Nunavut (Canadian Territory)	
XO		Grand Portage Band of Lake Superior Chippewa	
XP		Bois Forte Band of Chippewa	
XQ		Delaware Tribe of OK	
XR		Las Vegas Tribe of Paiute Indians of Las Vegas Indian Clny, NV	
XS		Lower Sioux Indian Community in the State of MN	
XT		Mashpee Wampanoag Tribe of MA	
XU		Minnesota Chippewa Tribe, MN	
XV		Moapa Band of Paiute Indians of NV	
XW		Mohegan Indian Tribe of CT	
XX	*	Unknown	
XZ		Paiute Indian Tribe of UT	
YB		Ponca Tribe of NB	
YC		Prairie Band of Potawatomi Nation, KS	
YD		Prairie Island Indian Community in the State of MN	
YF		Pueblo of Pojoaque, NM	
YG	*	Yugoslavia	
YH		Red Cliff Band of Lake Superior Chippewa Indians WI	
YO	*	Mayotte	
YT		Yukon (Canadian Territory)	
YU		Yucatan (Mexican State)	
YY	*	Unlisted entry (Any foreign country not included in the list)	
YZ		Northwestern Band of Shosoni Nation of UT (Washakie)	

CODE	CTZ	DESCRIPTION	DATE AHEAD FLAG
ZA		Zacatecas (Mexican State)	
ZB	*	Martinique	
ZC	*	Suriname	
ZD	*	Macedonia	
ZE		Kialegee Tribe Town, OK	
ZI	*	Canary Islands	
ZM	*	Zambia	
ZO	*	Mozambique	
ZR	*	Congo Kinshasa (now Zaire)	

APPENDIX P SPECIFICATIONS FOR TRANSMITTING PALMPRINTS AND SUPPLEMENTAL FINGERPRINTS

This appendix presents transmitting specifications for Type-14 & Type-15 logical records. The Type-14 image records contain variable resolution supplemental fingerprint image data and the Type-15 image records contain variable resolution palmprint image data together with fixed and user-defined textual information fields pertinent to the digitized image. The scanning resolution is not specified for these record types. However, in all cases the scanning resolution used to capture the supplemental and a palmprint image shall be at least as great as the minimum scanning resolution of 19.69 ppm (500 ppi) as specified in Section 3.9.2 of this main document.

When submitting supplemental fingerprints and palmprints to CJIS in the Type-14 record, the EJI image should contain the full FV1 or FV3 image along with the corresponding coordinates to be used in the verification process to the fingerprints submitted. “Best Practice” for submitting supplemental fingerprints would be to submit the complete EJI image that includes FV1, FV2, FV3, and FV4 as defined in Table P-1 and Figure 6. The complete description of the Type-14 record fields can be found in Appendix N.

Because not all friction ridge areas of the hand have overlap with the distal segment of the fingers (i.e., writer’s palm, thenar, lower palm), it is not possible for CJIS to positively verify that these friction ridge areas correspond to the associated identity. CJIS will attempt to segment the distal area of applicable palm and supplemental prints (i.e. full palm, upper palm, joints) that can be compared to the subject fingerprints. If segmentation is successful and the subsequent 1:1 verification fails, then all palm and supplemental records submitted within the transaction will be rejected as possibly being from the incorrect subject. If the distal segmentation is not possible, CJIS will enroll the submitted palm and/or supplemental prints without having performed 1:1 verification, based on the assumption that the contributing agency is confident that the palm and/or supplemental prints correspond with the identity associated with the fingerprints.

“Best Practice” for submitting palmprints in the Type-15 record will include either:

1. two full palmprints with the corresponding two writer’s palms, or
2. an upper and lower palm from each hand with the corresponding two writer's palms.

When submitting palmprints, the submission could also include rolled thenar, hypothenar, and grasp from each hand. The expectation with the receipt of known-subject palmprints is that the submitting agency has verified the palmprint and/or supplemental with the subject’s corresponding fingerprints. The complete description of the Type-15 record fields can be found in Appendix Q.

The entire area of the full palm is defined as that area extending from the carpal delta area to the tips of the fingers and can be represented as one or two scanned images. If two images are used to represent the full palm, the lower image shall extend from the carpal delta area to the top of the interdigital area (third finger joint) and shall include the thenar, and hypothenar areas of the palm. The upper image shall extend from the bottom of the interdigital area to the upper tips of

the fingers. This provides an adequate amount of overlap between the two images to facilitate subject verification. By matching the ridge structure and details contained in the common interdigital area, an examiner can confidently state that both images came from the same palm.

Tenprint Identification submissions may include palmprint and supplemental fingerprint and palmprint cards. When submitting to the FBI as hard-copies, best practices for this collection of prints are defined as one FBI Standard Fingerprint Card FD-249 or FD-258 (Figure P-1), two FBI Standard Palmprint Cards PD-884 (Figure P-2 and P-3), and two FBI Standard Supplemental Finger/Palmprint Cards PD-884a (Figure P-4 and P-5), for a total of five cards per subject. In order to clarify expected orientation within each designated field, the FD-884 and FD-884a were minimally revised on July 2, 2010, to ensure that a 'tips toward text' capture is apparent and consistently utilized. While the FBI CJIS Division will no longer routinely accept hard-copy biometric submissions after April 15, 2012, the standard card equivalents are noted here for users that continue to use the FBI standard cards to support capture/scanning within their individual programs. ANSI/NIST-ITL provides the friction ridge generalized codes (FGP) and maximum image sizes, see Table P-2.

Major Case Print Collection

FBI defines the Major Case Print Collection as a complete set of friction ridge exemplars that include:

- Ten rolled fingerprints (Type-4 for 500ppi or Type-14 for 1000ppi and above as captured on an FD-249 or FD-258)
- Standard four finger slaps for right and left hand in a Type-4/Type-14 record (FGP = 13 & 14 as captured on an FD-249 or FD-258)
- Individual thumb slaps for right and left hand in a Type-4/Type-14 record (FGP = 11 & 12 as captured on an FD-249 or FD-258)
- Tips of each finger in a Type-14 record (FGP = 19, Print Position Descriptors [14.014] = 'TIP' as captured on an FD-884a)
- Entire joint image for each finger in a Type-14 record (FGP = 19, Print Position Descriptors [14.014] = 'EJI' as captured on an FD-884a)
 - Rolled joint, flat left, center, and right full finger for each finger in a Type-14 record (FGP = 19, Print Position Descriptors [14.014] = 'FV1' & 'FV2' & 'FV3' & 'FV4')
- Rolled Thenar for each hand in a Type-15 record (FGP = 32 & 25 as captured on an FD-884a)
- Full Palm for each hand in a Type-15 record (FGP = 21 & 23 as captured on an FD-884)
- Writer's Palm for each hand in a Type-15 record (FGP = 22 & 24 as captured on an FD-884)
- Five rolled fingerprints (Type-4 for 500ppi or Type-14 for 1000ppi and above as captured on an FD-884)

Fingerprint Image Sets

A full Tenprint Fingerprint image set consists of one of the following four options:

1. 14 Type-4 Fingerprint image records (from the FD-249 or FD-258 card or a scanned equivalent)
 - Ten Rolled Fingerprint images
 - Two Four Finger Slap Fingerprint images
 - Two Flat Thumb Fingerprint images
2. 3 Type-14 Fingerprint image records (identification flat images)
 - Two Four Finger Slap Fingerprint images
 - One Two-Thumb Slap Fingerprint image
3. 13 Type-14 Fingerprint image records (Introduced for RPIS)
 - Ten Rolled or Ten Flat Fingerprint images
 - Two Four Finger Slap Fingerprint images
 - One Two-Thumb Slap Fingerprint image
4. 14 Type-14 Fingerprint image records (Introduced for RPIS)
 - Ten Rolled or Ten Flat Fingerprint images
 - Two Four Finger Slap Fingerprint images
 - Two Flat Thumb Fingerprint images

IAFIS supports Fingerprint Image Sets 1 and 2, where NGI Increment 3 supports all four Fingerprint image sets defined above. To be considered a full Tenprint set, all images must be present or a designation that each missing finger is either amputated or unprintable is required. CJIS prefers that contributors submit 1000ppi images with the Type-14.

Palmprint Image Sets

A Palmprint image set consists of all of the image blocks from an FD-884 card or a scanned equivalent. Each FD-884 card has images for one hand, so a Palmprint image set with images for both hands contains:

1-8 Type-15 Palmprint image records

- One Writer's Palm image from each hand
- Either
 - One Full Palm image from each hand
- Or
- One Upper Palm image and one Lower Palm image from each hand
- Or
- One Palm Thenar Area image, one Palm Hypothenar Area image, and one Palm Interdigital Area image from each hand

0-12 Type-14 Fingerprint image records

- Five individual finger images from the back of the FD-884 card from each hand
- One individual index finger image from the front of the FD-884 card from each hand

At least one palm image must be given but as the fingerprint images are optional, no amputation or unprintable flags are needed for these records. Although the Type-14 Fingerprint Images will be accepted by NGI, they are reserved as a future capability, and will not be used for searching or enrollment at this time.

Supplemental Print Image Sets

A Supplemental Print image set consists of all of the image blocks from an FD-884a card or a scanned equivalent. Each FD-884a card has images for one hand, so a Supplemental Print image set with images for both hands contains:

0-20 Type-14 Fingerprint image records

- 5 Entire Joint Image (EJI) Fingerprint images from each hand
- 5 Finger Tip Fingerprint images from each hand

0-2 Type-15 Palmprint image records

- 1 Thenar Region Palmprint image from each hand

While both finger and palm are listed as optional, at least one image must be given to be accepted. With optional fingerprint images, no amputation or unprintable flags are needed for these records. Similarly, each EJI image can contain four different impressions of each finger as defined in EBTS, but there is no requirement for EJI images to contain all or any one of the fingerprint impressions.

Figure P-1 FBI Standard Fingerprint Card (FD-249)

LEAVE BLANK		CRIMINAL		(STAPLE HERE)				LEAVE BLANK					
STATE USAGE		STATE USAGE		NFF SECOND		SUBMISSION		APPROXIMATE CLASS		AMPUTATION		SCAR	
SIGNATURE OF PERSON FINGERPRINTED		SOCIAL SECURITY NO.		LEAVE BLANK									
ALIASES/MAIDEN		LAST NAME, FIRST NAME, MIDDLE NAME, SUFFIX											
FBI NO.	STATE IDENTIFICATION NO.	DATE OF BIRTH	MM	DD	YY	SEX	RACE	HEIGHT	WEIGHT	EYES	HAIR		
1. R. THUMB	2. R. INDEX	3. R. MIDDLE	4. R. RING		5. R. LITTLE								
6. L. THUMB	7. L. INDEX	8. L. MIDDLE	9. L. RING		10. L. LITTLE								
LEFT FOUR FINGERS TAKEN SIMULTANEOUSLY		L. THUMB	R. THUMB	RIGHT FOUR FINGERS TAKEN SIMULTANEOUSLY									

Figure P-2 and P-3 contain the front and reverse sides of the FBI Standard Palmprint Card, FD-884.

Figure P-2 FBI Standard Palmprint Card (FD-884) Front

IDENTIFICATION NO.	LAST NAME	FIRST NAME	MIDDLE NAME	SID NUMBER	FBI NUMBER
DATE PRINTED	SIGNATURE OF OFFICIAL TAKING PRINTS	ID NUMBER	CONTRIBUTOR (ORI)		

NOISELUMI WTWJ SUELIUM
INDEX FINGER

Figure P-3 FBI Standard Palmprint Card (FD-884) Reverse

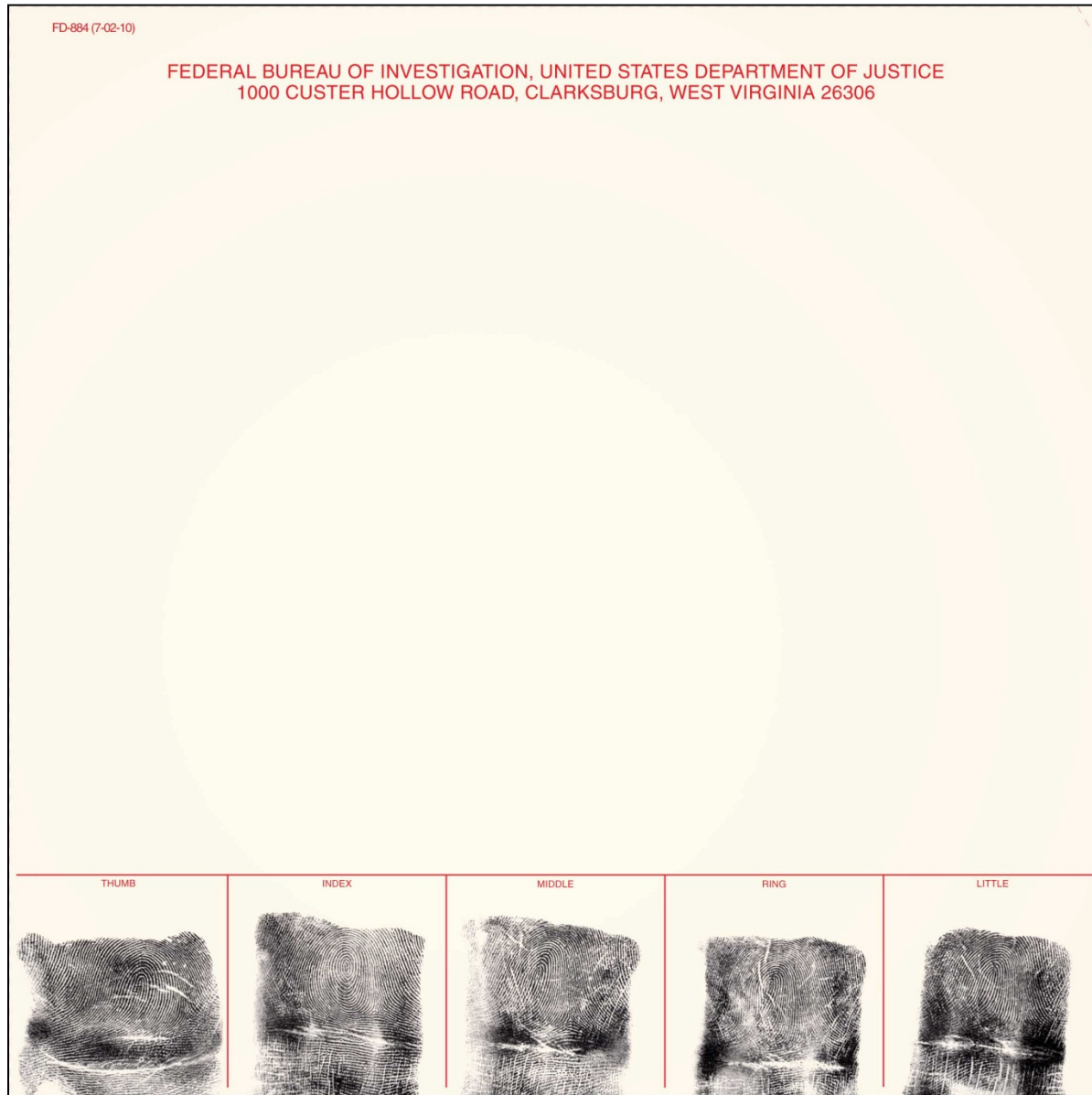




Figure P-4 and P-5 illustrate the FBI Standard Supplemental Finger/Palmprint Cards, FD-884a. It contains additional areas of friction ridge capture, including joint prints (distal, medial, and proximal), rolled finger tips, and rolled thenar area for each hand as shown in the images below.

Figure P-4 New FBI Standard Supplemental Finger/Palmprint Card (FD-884a) - Front


IDENTIFICATION NO.	LAST NAME	FIRST NAME	MIDDLE NAME	SID NUMBER	FBI NUMBER
DATE PRINTED	SIGNATURE OF OFFICIAL TAKING PRINTS		ID NUMBER	CONTRIBUTOR (ORI)	

LEFT
 RIGHT





THUMB TIP



INDEX TIP




THUMB

INDEX



THENAR



THUMB

INDEX

Ball of Palm
from One Hand

or




Figure P-5 New FBI Standard Supplemental Finger/Palmprint Card (FD-884a) - Reverse

FD-884a (7-02-10)

LEFT
 RIGHT

FEDERAL BUREAU OF INVESTIGATION,
UNITED STATES
DEPARTMENT OF JUSTICE, 26306

MIDDLE TIP

LITTLE TIP

LITTLE

MIDDLE

RING TIP

RING

The table below lists the print codes to be used in the Type-13 and -14 records.

Table P-1 Print Codes

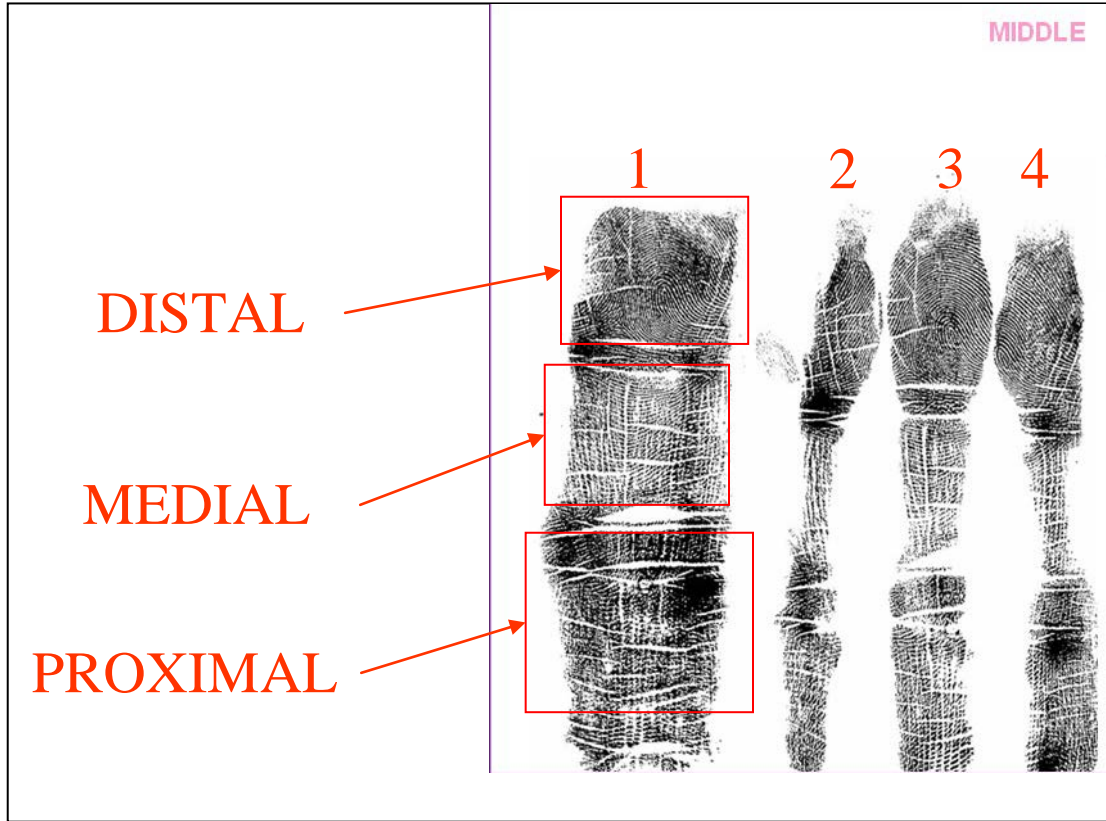
Type of Print Image	Image Code
Entire Joint Image	EJI
Rolled Tip	TIP
Full Finger Rolled View	FV1
Full Finger Plain Image – left side	FV2
Full Finger Plain Image – center	FV3
Full Finger Plain Image – right side	FV4
Proximal, Distal, or Medial Segment	PRX, DST, MED

The types of print images are further defined as:

- Joint Prints (later broken down into distal, medial, and proximal)
 - *Rolled Joint Print: a single recording of the friction ridge skin on the distal, medial (except thumbs), and proximal areas of each finger. This type of impression is taken in one motion, similar to the taking of a rolled fingerprint impression.*
- Rolled Tips
 - *A single recording of the friction ridge skin on the tip of the end joint of a finger. This type of impression is taken by placing the end joint of the finger on one side and rolling the finger across the tip such that the fingernail is in constant contact (or near constant contact) with the sheet of paper until the other side of the finger is reached.*
- Rolled Thenar
 - *The large cushion of the palm located at the base of the thumb opposite of the Writer's Palm or Hypothenar.*

The rolled joint segments are labeled in the image below, where image 1 is the rolled middle finger, 2 and 4 are the pressed sides of the middle finger, and 3 is the pressed surface of the middle finger.

Figure P-6 Distal, Medial and Proximal Joints



The image records of the entire joint image (EJI) are contained in Type-14 records. Offsets to the locations of image segments containing the full finger view, proximal, distal, or medial areas are included with the image records further defined in the Type-14 record field specifications.

Figure P-7 Finger and Palm Segment Positions

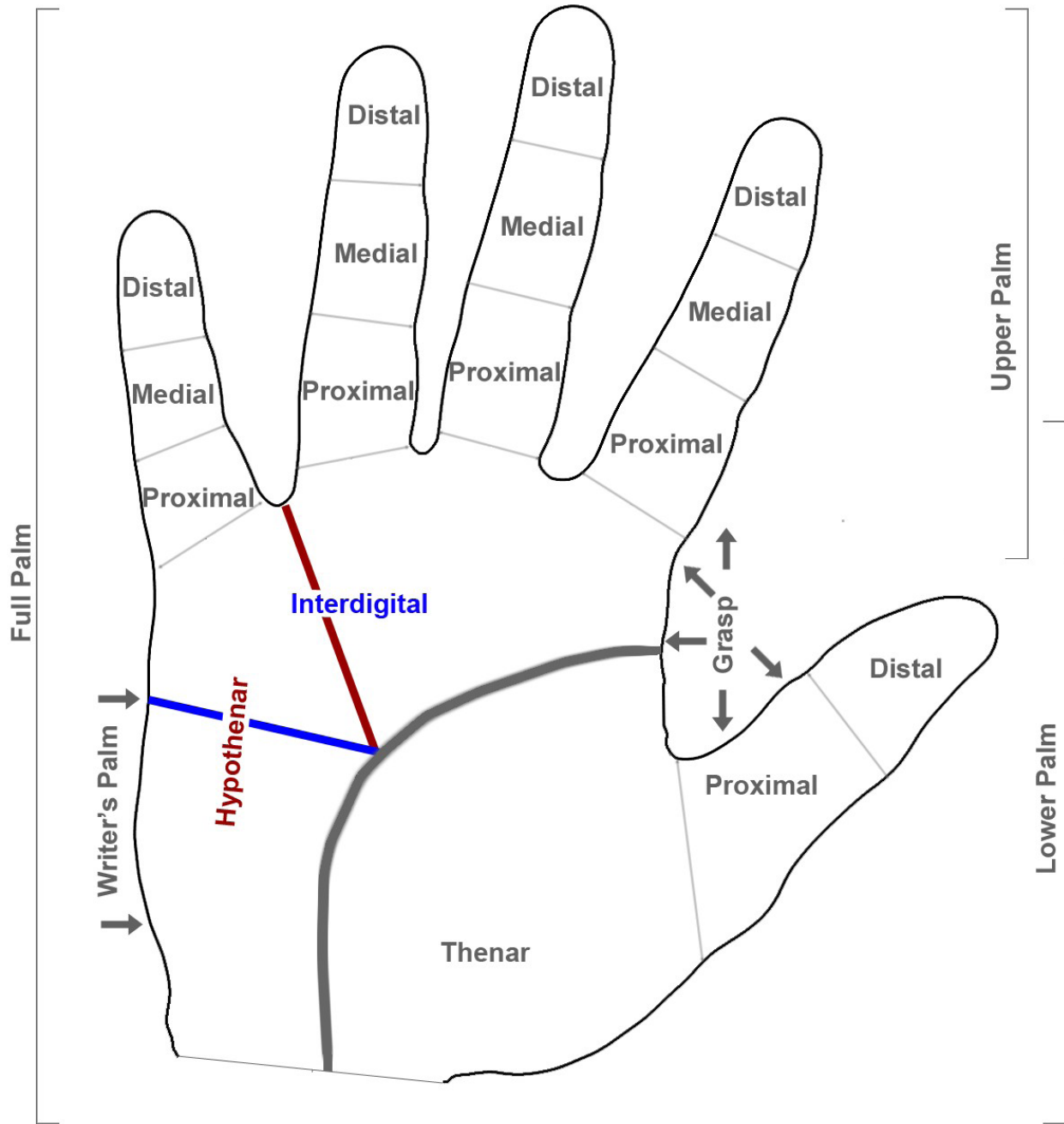


Table P-2 Friction Ridge Generalized Position Codes

Position/Portion **	Type	Record Type	Code	Width		Length	
				(mm)	(in)	(mm)	(in)
Unknown Finger, Search 0 – 17	U	9, 13	0	40.6	1.6	38.1	1.5
Right thumb	F/M	4, 9, 13, 14	1	40.6	1.6	38.1	1.5
Right index finger	F/M	4, 9, 13, 14	2	40.6	1.6	38.1	1.5
Right middle finger	F/M	4, 9, 13, 14	3	40.6	1.6	38.1	1.5
Right ring finger	F/M	4, 9, 13, 14	4	40.6	1.6	38.1	1.5
Right little finger	F/M	4, 9, 13, 14	5	40.6	1.6	38.1	1.5
Left thumb	F/M	4, 9, 13, 14	6	40.6	1.6	38.1	1.5
Left index finger	F/M	4, 9, 13, 14	7	40.6	1.6	38.1	1.5
Left middle finger	F/M	4, 9, 13, 14	8	40.6	1.6	38.1	1.5
Left ring finger	F/M	4, 9, 13, 14	9	40.6	1.6	38.1	1.5
Left little finger	F/M	4, 9, 13, 14	10	40.6	1.6	38.1	1.5
Plain right thumb	F/M	4, 9, 13, 14	11	25.4	1.0	50.8	2.0
Plain left thumb	F/M	4, 9, 13, 14	12	25.4	1.0	50.8	2.0
Plain right four fingers	F/M	4, 9, 13, 14	13	81.3	3.2	76.2	3.0
Plain left four fingers	F/M	4, 9, 13, 14	14	81.3	3.2	76.2	3.0
Left and Right thumbs	F/M	4, 9, 13, 14	15	81.3	3.2	76.2	3.0
Right Extra Digit	F/M	9, 13, 14	16	40.6	1.6	38.1	1.5
Left Extra Digit	F/M	9, 13, 14	17	40.6	1.6	38.1	1.5
Unknown Friction Ridge, search all possible codes	U	9, 13	18	139.7	5.5	213.0	8.5
EJI or Tip	S	9, 13, 14	19	114	4.5	127	5.0

Position/Portion **	Type	Record Type	Code	Width		Length	
				(mm)	(in)	(mm)	(in)
Unknown Palm, Searching 21 - 38	U	9, 13	20	139.7	5.5	203.2	8.0
Right Full Palm	P	9, 13, 15	21	139.7	5.5	203.2	8.0
Right Writer's Palm	P	9, 13, 15	22	44.5	1.8	127.0	5.0
Left Full Palm	P	9, 13, 15	23	139.7	5.5	203.2	8.0
Left Writer's Palm	P	9, 13, 15	24	44.5	1.8	127.0	5.0
Right Lower Palm	P	9, 13, 15	25	139.7	5.5	139.7	5.5
Right Upper Palm	P	9, 13, 15	26	139.7	5.5	139.7	5.5
Left Lower Palm	P	9, 13, 15	27	139.7	5.5	139.7	5.5
Left Upper Palm	P	9, 13, 15	28	139.7	5.5	139.7	5.5
Right Other (<i>Unknown Right hand</i>) Searching Right hands between 21 - 38	U	9, 13	29	139.7	5.5	203.2	8.0
Left Other (<i>Unknown Left hand</i>) Searching Left hands between 21 - 38	U	9, 13	30	139.7	5.5	203.2	8.0
Right Interdigital	P	9, 13, 15	31	139.7	5.5	76.2	3.0
Right Thenar	P	9, 13, 15	32	76.2	3.0	114.3	4.5
Right Hypothenar	P	9, 13, 15	33	76.2	3.0	114.3	4.5
Left Interdigital	P	9, 13, 15	34	139.7	5.5	76.2	3.0
Left Thenar	P	9, 13, 15	35	76.2	3.0	114.3	4.5
Left Hypothenar	P	9, 13, 15	36	76.2	3.0	114.3	4.5
Right Grasp	P	9, 13, 15	37	139.7	5.5	203.2	8.0
Left Grasp	P	9, 13, 15	38	139.7	5.5	203.2	8.0
Right Carpal Delta Area	P	9, 13, 15	81	139.7	5.5	114.3	4.5
Left Carpal Delta Area	P	9, 13, 15	82	139.7	5.5	114.3	4.5

Position/Portion **	Type	Record Type	Code	Width		Length	
				(mm)	(in)	(mm)	(in)
Right full palm, including writer's palm	P	9, 13, 15	83	139.7	5.5	114.3	4.5
Left full palm, including writer's palm	P	9, 13, 15	84	139.7	5.5	114.3	4.5
Right index/middle	M	14	40	40.6	1.6	38.1	1.5
Right middle/ring	M	14	41	40.6	1.6	38.1	1.5
Right ring/little	M	14	42	40.6	1.6	38.1	1.5
Left index/middle	M	14	43	40.6	1.6	38.1	1.5
Left middle/ring	M	14	44	40.6	1.6	38.1	1.5
Left ring/little	M	14	45	40.6	1.6	38.1	1.5
Right index/Left index	M	14	46	40.6	1.6	38.1	1.5
Right index/middle/ring	M	14	47	63.5	2.5	38.1	1.5
Right middle/ring/little	M	14	48	63.5	2.5	38.1	1.5
Left index/middle/ring	M	14	49	63.5	2.5	38.1	1.5
Left middle/ring/little	M	14	50	63.5	2.5	38.1	1.5

F – Fingerprint
 M – Mobile ID
 P – Palmprint
 S – Supplemental Print
 U – Unknown Print

** Shaded rows are considered 'Future Capability'.

APPENDIX Q DESCRIPTORS AND FIELD EDIT SPECIFICATIONS FOR TYPE-15 LOGICAL RECORDS

This section presents the descriptors and field specifications for Type-15 logical records, defined by ANSI-NIST-ITL as a Palm Print Image Record. NGI has expanded the use of the Type-15 to include available palmprint and supplemental fingerprint and palmprint images as described in the ANSI/NIST-ITL. To aid in identifying which image set the image on this record type belongs, a new user-defined field to indicate the image set to which the image being transmitted belongs (e.g., is the image from the supplemental card or a palmprint card). See Appendix P for a complete definition of each of the image sets. Table Q-1 summarizes all the available fields in the Type-15 record as described in the ANSI/NIST-ITL. Table Q-2 summarizes the XML encoding format in hierarchical order. The following fields are those accepted by CJIS.

BPX 15.012 – Bits Per Pixel. This **mandatory** ASCII field shall contain the number of bits used to represent a pixel. This field shall contain an entry of “8” for normal grayscale values of “0” to “255”. Any entry in this field greater than “8” shall represent a grayscale pixel with increased proportion.

CGA 15.011 – Compression Algorithm. This **mandatory** ASCII field shall specify the algorithm used to compress grayscale images. An entry of ”NONE” in this field indicates that the data contained in this record are uncompressed. For those images that are to be compressed, this field shall contain ”WSQ20” the preferred method for the compression of images at 500ppi. When images at 1000ppi, the preferred method is PNG or JPEG2000 lossly.

COM 15.020 – Comment. This optional field may be used to insert comments or other ASCII text information with the attached image data.

DAT 15.999 – Image Data. This **mandatory** field shall contain all of the data from a captured image. It shall always be assigned field number 999 and must be the last physical field in the record. For example, 15.999: is followed by image data in a binary representation. Each pixel of uncompressed grayscale data shall be quantized to eight bits (256 gray-levels) contained in a single byte. If compression is used, the pixel data shall be compressed in accordance with the compression technique specified in the CGA field.

DMM 15.030 – Device Monitoring Mode. This optional field provides information describing the level of human monitoring for the image capture device. This field will contain an entry from the Device Monitoring Modes Table (copied here from the ANSI/NIST-ITL) to indicate the monitoring mode of the biometric sample capture device.

Device Monitoring Modes

Condition	Description
CONTROLLED	Operator physically controls the subject to acquire the biometric sample
ASSISTED	Person available to provide assistance to subject submitting the biometric

Condition	Description
OBSERVED	Person present to observe operation of the device but provides no assistance
UNATTENDED	No one present to observe or provide assistance
UNKNOWN	No information is known

FGP 15.013 – Friction Ridge Generalized Position. This **mandatory** tagged field shall contain the position code that matches the image position. The integer code number corresponding to the known position (20 - 38 or 81 - 84) shall be taken from Table P-2 and entered as a one- or two-character ASCII subfield.

HLL 15.006 – Horizontal Line Length. This **mandatory** ASCII field shall contain the number of pixels contained on a single horizontal line of the transmitted image.

IDC 15.002 – Information Designation Character. This **mandatory** ASCII field shall be used to identify the tenprint-fingerprint image contained in the record. This IDC shall match the IDC found in the file content (CNT) field of the Type-1 record.

IMP 15.003 – Impression Type. This **mandatory** one- or two-byte ASCII field shall indicate the manner by which the palm image information was obtained. The appropriate code (10 or 11) selected from table below (copied from the ANSI/NIST-ITL) shall be entered in this field.

Description		Code				
		Fingerprint		Palm	Plantar	Unknown Friction-ridge
		Plain	Rolled			
Livescan	Livescan (type unknown or unspecified)	0	1	10	30	
	Vertical Swipe	8		N/A		
	Optical contact	20	21			
	Non-optical contact	22	23			
	Optical contactless	24	25			
	Non-optical contactless	26	27			
Non-livescan (e.g. inked)		2	3	11	31	
Latent	Impression	4		12	32	36
	Tracing	5		13	33	37
	Photo	6		14	34	38
	Lift	7		15	35	39
Other		28				
Unknown		29				

ISC 15.200 – Image Source Code. This optional numeric field indicates to which source the included image belongs. This field allows images from multiple biometric sets that use the same record type to be distinguishable.

ISC Code Values

Image Source	Value
Tenprint Fingerprint Set	1
Palmpoint Set – Front of Card (including fingers on front)	2
Palmpoint Set – Fingers on Back of Card	3
Supplemental Print Set	4

Two different values are used for the Palmpoint card to distinguish between the index finger image on the front of the card and the index finger that is part of the set of five finger images on the back of the card. Livescan palm capture should use value 2 and is not expected to contain any finger images.

LEN 15.001 – Logical Record Length. This **mandatory** ASCII field shall contain the total count of the number of bytes in the Type-15 logical record. Field 15.001 shall specify the length of the record, including every character of every field contained in the record, and the information separators.

ORG 15.004 – Originating Agency. This **mandatory** ASCII field shall contain the identification of the administration or organization that originally captured the tenprint image contained in the record. Normally, the ORI of the agency that captured the image will be contained in this field. The SRC may contain up to 43 identifying characters. The data content of this field shall be defined by the user and be in accordance with the receiving agency.

PCD 15.005 – Palmpoint Capture Date. This **mandatory** ASCII field shall contain the date that the fingerprint image contained in the record was captured. The date shall appear as eight digits in the format *CCYYMMDD*. The *CCYY* characters shall represent the year the image was captured; the *MM* characters shall be the tens and units values of the month; and the *DD* characters shall be the tens and units values of the day in the month. For example, 20040229 represents February 29, 2004. The complete date must be a legitimate date.

PQM 15.024 – Palm Quality Metric. This ASCII field is used to specify one or more different metrics of palm image quality score data for the image stored in this record. The meaning attributed to this metric must be defined and interpreted by the producer of the scoring algorithm or by the person or system used to assign the metric to the palm image. The metric may be a predictor of AFIS matcher accuracy performance or a different metric to indicate a value associated with the quality of the palm image for a particular function.

This field may contain one or more subfields, each consisting of four information items separated by the U separator character.

1. The first information item (FRC – Fringe Ridge Code) is the palm position number with valid codes range from 20 to 38, 81, 82, 83 or 84 as chosen from Table P-2. The other three items identify a quality score and the algorithm used to create the quality score. This information is useful to enable the recipient of the quality score to differentiate between quality scores generated by different algorithms and adjust for any differences in processing or analysis as necessary.
2. The second information item (QVU) shall be a quantitative expression of the predicted matching performance of the biometric sample. This item contains the ASCII representation of the integer image quality score between 0 and 100 assigned to the image data by a quality algorithm. Higher values indicate better quality. An entry of "255" shall indicate a failed attempt to calculate a quality score. An entry of "254" shall indicate that no attempt to calculate a quality score was made. The use of additional values to convey other information should be harmonized with ISO/IEC 19794 standards.
3. The third information item (QAV) shall specify the integer value that is the ID of the vendor of the quality algorithm used to calculate the quality score. The IBIA shall maintain the Vendor Registry, which will map the value in this field to a registered organization.
4. The fourth information item (QAP) shall specify a numeric product code assigned by the vendor of the quality algorithm, which may be registered with the IBIA, but registration is not required. It indicates which of the vendor's algorithms was used in the calculation of the quality score. This field contains the ASCII representation of the integer product code and should be within the range 1 to 65,535.

This subfield is repeated for each finger image and quality algorithm used, separated by the R character separator.

SHPS 15.016 – Scanned Horizontal Pixel Scale. This optional ASCII field shall specify the horizontal pixel density used for the scanning of the original impression providing the SLC field contains a "1" or "2." Otherwise, it indicates the horizontal component of the pixel aspect ratio. This field is used if the transmission pixel scale differs from the original image scale, as listed in Transmitted Horizontal Pixel Scale (HPS).

SVPS 15.017 – Scanned Vertical Pixel Scale. This optional ASCII field shall specify the vertical pixel density used for the scanning of the original impression providing the SLC field contains a "1" or a "2." Otherwise, it indicates the vertical component of the pixel aspect ratio. This field is used if the transmission pixel scale differs from the original image scale, as listed in Transmitted Vertical Pixel Scale (VPS).

SLC 15.008 – Scale Units. This **mandatory** ASCII field shall specify the units used to describe the image sampling frequency (pixel density). A "1" in this field indicates pixels per inch; a "2" indicates pixels per centimeter. A "0" in this field indicates no scale is given. For this case, the quotient of HPS/VPS gives the pixel aspect ratio.

THPS 15.009 – Transmitted Horizontal Pixel Scale. This **mandatory** ASCII field shall specify the integer pixel density used in the horizontal direction of the image if the SLC contains a "1" or a "2." Otherwise, if the SLC contains a "0", it indicates the horizontal component of the pixel aspect ratio.

TVPS 15.010 – Transmitted Vertical Pixel Scale. This **mandatory** ASCII field shall specify the integer pixel density used in the vertical direction of the image if the SLC contains a "1" or a "2." Otherwise, if SLC contains a "0", it indicates the vertical component of the pixel aspect ratio.

VLL 15.007 – Vertical Line Length. This **mandatory** ASCII field shall contain the number of horizontal lines contained in the transmitted image.

Table Q-1 Field List for Type-15 Record

Identifier	Condition	Field Number	Field Name	Character Type	Field Size Per Occurrence -		Occurrences		Example Data
					Min	Max	Min	Max	
LEN	M	15.001	LOGICAL REC LENGTH	N	4	8	1	1	15.001:40164<GS>
IDC	M	15.002	INFORMATION DESIGNATION CHARACTER	N	1	2	1	1	15.002:01<GS>
IMP	M	15.003	IMPRESSION TYPE	N	2	2	1	1	15.003:0<GS>
ORG	M	15.004	SOURCE AGENCY/	SET	9	9	1	1	15.004:CA0000001<US>CALIFORNIA PD<GS>
	M		Originating Agency Identifier	AN					
	O		Originating Agency Name	AN					
PCD	M	15.005	PALMPRINT CAPTURE DATE	N	8	8	1	1	15.005:20040227<GS>
HLL	M	15.006	HORIZONTAL LINE LENGTH	N	2	5	1	1	15.006:1600<GS>
VLL	M	15.007	VERTICAL LINE LENGTH	N	2	5	1	1	15.007:1450<GS>
SLC	M	15.008	SCALE UNITS	N	1	1	1	1	15.008:1<GS>
THPS	M	15.009	TRANSMITTED HORIZONTAL PIXEL SCALE	N	1	5	1	1	15.009:500<GS>
TVPS	M	15.010	TRANSMITTED VERTICAL PIXEL SCALE	N	1	5	1	1	15.010:500<GS>
CGA	M	15.011	COMPRESSION ALGORITHM	AN	3	5	1	1	15.011:1<GS>
BPX	M	15.012	BITS PER PIXEL	N	1	2	1	1	15.012:8<GS>
FGP	M	15.013	FRICTION RIDGE GENERALIZED POSITION	N	2	2	1	1	15.013:13<GS>
RSV		15.014 - 15.015	RESERVED FOR FUTURE DEFINITION by ANSI/NIST-ITL only						
SHPS	O	15.016	SCANNED HOR PIXEL SCALE	N	1	5	0	1	15.016:<GS>
SVPS	O	15.017	SCANNED VER PIXEL SCALE	N	1	5	0	1	15.017:<GS>
RSV	O	15.018 - 15.019	RESERVED FOR FUTURE DEFINITION by ANSI/NIST only	--	--	--	--	--	--
COM	O	14.020	COMMENT	AN	2	126	0	1	15.020:<GS>
RSV		15.021 - 15.023	RESERVED FOR FUTURE DEFINITION by ANSI/NIST only	--	--	--	--		--
PQM	M	15.024	PALM QUALITY METRIC	SET	1	2	0	9	15.024:10<US>255<US>IBIA VENDOR ID<US>VENDOR ALGORITHM ID #<GS>
	M		Friction Ridge Generalized Position	N					
	M		Quality Value	N					
	M		Algorithm Vendor Identification	H					
	M		Algorithm Product Identification	N					
RSV		15.025 - 15.029	RESERVED FOR FUTURE DEFINITION by ANSI/NIST-ITL only	--	--	--	--	--	
DMM	O	15.030	DEVICE MONITORING MODE	A	7	10	0	1	15.030:ASSISTED<GS>
RSV		15.031 - 15.199	RESERVED FOR FUTURE DEFINITION by ANSI/NIST-ITL only	--	--	--	--	--	
ISC	O	15.200	IMAGE SOURCE CODE	N	0	2	0	1	15.200:3<GS>
UDF	O	15.201-15.900	USER-DEFINED FIELDS	--	--	--	--	--	

Table Q-1 Field List for Type-15 Record

Identifier	Condition	Field Number	Field Name	Character Type	Field Size Per Occurrence -		Occurrences		Example Data
					Min	Max	Min	Max	
RSV		15.901	RESERVED FOR FUTURE DEFINITION by ANSI/NIST-ITL only						
ANN	O	15.902	ANNOTATED INFORMATION	SET					
	M		Greenwich Mean Time	ANS					
	M		Processing Algorithm Name/Version	ANS	1	64	0	*	
	M		Algorithm Owner	ANS	1	64			
	M		Process Description	ANS	1	255			
DUI	O	15.903	DEVICE UNIQUE IDENTIFIER	ANS	13	16	0	1	
MMS	O	15.904	MAKE/MODEL/SERIAL NUMBER	SET					
	M		Make	ANS	1	50	0	1	
	M		Model	ANS	1	50			
	M		Serial Number	ANS	1	50			
RSV		15.905 – 15.994	RESERVED FOR FUTURE DEFINITION by ANSI/NIST-ITL only						
ASC	O	15.995	ASSOCIATED CONTEXT	SET					
	M		Associated Context Number	N	1	3	0	255	
	O		Associated Segment Position	N	1	2			
HAS	O	15.996	HASH	H	64	64	0	1	
SOR	O	15.997	SOURCE REPRESENTATION	SET					
	M		Source Representation Number	N	1	3	0	255	
	O		Reference Segment Position	N	1	2			

Table Q-1 Field List for Type-15 Record

Identifier	Condition	Field Number	Field Name	Character Type	Field Size		Occurrences		Example Data
					Per Occurrence -		-----		
					Min	Max	Min	Max	
GEO	O	15.998	GEOGRAPHIC SAMPLE ACQUISITION LOCATION	SET					
	C		Universal Time Entry						
	C		Latitude Degree Value	NS	1	9			
	C		Latitude Minute Value	NS	1	8			
	C		Latitude Second Value	N	1	8			
	C		Longitude Degree Value	NS	1	10			
	C		Longitude Minute Value	NS	1	8			
	C		Longitude Second Value	N	1	8			
	O		Elevation	NS	1	6			
	O		Geodetic Datum Code	AN	3	6	0	1	
	O		Geographic Coordinate Universal Transverse Mercator Zone	AN	2	3			
	C		Geographic Coordinate Universal Transverse Mercator Easting	N	1	6			
	C		Geographic Coordinate Universal Transverse Mercator Northing	N	1	8			
	O		Geographic Reference Text	ANS	1	150			
	O		Geographic Coordinate Other System Identifier	ANS	1	10			
	C		Geographic Coordinate Other System Value	ANS	1	126			
DAT	M	15.999	IMAGE DATA	B	2	--	1	1	15.999:<IMAGE DATA COMPRESSED@ 15:1> <FS>

APPENDIX R - DESCRIPTORS AND FIELD EDIT SPECIFICATIONS FOR TYPE-13 LOGICAL RECORDS

This section presents the descriptors and field specifications for Type-13 logical records, defined by ANSI-NIST-ITL as a Friction Ridge Latent Image Record. NGI will use this record type to accept various latent, unknown images at 1000 ppi from users for the purpose of investigative searching of different repositories. Table R-1 summarizes all the available fields in the Type-13 record as described in the ANSI/NIST-ITL. Table R-2 summarizes the XML encoding format in hierarchical order. The following fields are those accepted by CJIS.

BPX 13.012 – Bits Per Pixel. This **mandatory** ASCII field shall contain the number of bits used to represent a pixel. This field shall contain an entry of “8” for normal grayscale values of “0” to “255”. Any entry in this field greater than “8” shall represent a grayscale pixel with increased proportion.

CGA 13.011 – Compression Algorithm. This **mandatory** ASCII field shall specify the algorithm used to compress grayscale images. An entry of “NONE” in this field indicates that the data contained in this record are uncompressed. For those images that are to be compressed, this field shall contain “PNG” the preferred method for the compression of images.

COM 13.020 – Comment. This optional field may be used to insert comments or other ASCII text information with the attached image data.

DAT 13.999 – Image Data. This **mandatory** field shall contain all of the data from a captured image. It shall always be assigned field number 999 and must be the last physical field in the record. For example, 15.999: is followed by image data in a binary representation. Each pixel of uncompressed grayscale data shall be quantized to eight bits (256 gray-levels) contained in a single byte. If compression is used, the pixel data shall be compressed in accordance with the compression technique specified in the CGA field.

FGP 13.013 – Friction Ridge Generalized Position. This **mandatory** tagged field shall contain the position code of the possible finger, palm, or supplemental position that may match the image included in this record, up to 6 possibilities. The code “0” shall be used to reference every finger position from 1 to 10. The code “20” for “Unknown palm” shall be used to reference every listed palmprint position. Code “18” shall be used if it is unknown whether the print is from a hand or foot. Code “19” shall be used for a latent image that includes substantive portion of the medial or proximal segments of a finger, or the extreme tip of a fingerprint. If code 19 is used, fields 13.014 and 13.015 shall be used. This position shall be taken from Table P-2 and entered as a one- or two-character ASCII subfield.

HLL 13.006 – Horizontal Line Length. This **mandatory** ASCII field shall contain the number of pixels contained on a single horizontal line of the transmitted image.

IDC 13.002 – Information Designation Character. This **mandatory** ASCII field shall be used to identify the tenprint-fingerprint image contained in the record. This IDC shall match the IDC found in the file content (CNT) field of the Type-1 record.

IMP 13.003 – Impression Type. This **mandatory** one- or two-byte ASCII field shall indicate the manner by which the image information was obtained. The appropriate code (4 – 7, 12 – 15, 29, or 32 - 39) selected from table below (copied from the ANSI/NIST-ITL) shall be entered in this field.

Description		Code				
		Fingerprint		Palm	Plantar	Unknown Friction-ridge
		Plain	Rolled			
Livescan	Livescan (type unknown or unspecified)	0	1	10	30	N/A
	Vertical Swipe	8		N/A	31	
	Optical contact	20	21			
	Non-optical contact	22	23			
	Optical contactless	24	25			
	Non-optical contactless	26	27			
Non-livescan (e.g. inked)		2	3	11	31	
Latent	Impression	4		12	32	36
	Tracing	5		13	33	37
	Photo	6		14	34	38
	Lift	7		15	35	39
Other		28				
Unknown		29				

LCD 13.005 – Latent Capture Date. This **mandatory** ASCII field shall contain the date that the image contained in the record was captured. The date shall appear as eight digits in the format *CCYYMMDD*. The *CCYY* characters shall represent the year the image was captured; the *MM* characters shall be the tens and units values of the month; and the *DD* characters shall be the tens and units values of the day in the month. For example, 20040229 represents February 29, 2004. The complete date must be a legitimate date.

LEN 13.001 – Logical Record Length. This **mandatory** ASCII field shall contain the total count of the number of bytes in the Type-13 logical record. Field 13.001 shall specify the length of the record, including every character of every field contained in the record, and the information separators.

LQM 13.024 – Latent Quality Metric. This ASCII field is used to specify one or more different metrics of latent image quality score data for the image stored in this record. The meaning attributed to this metric must be defined and interpreted by the producer of the scoring algorithm or by the person or system used to assign the metric to the image. The metric may be a predictor of AFIS matcher accuracy performance or a different metric to indicate a value associated with the quality of the image for a particular function.

This field may contain one or more subfields, each consisting of four information items separated by the $\underset{S}{U}$ separator character.

5. The first information item (FRC – Fringe Ridge Code) is the position number for the image included in this record. The other three items identify a quality score and the algorithm used to create the quality score. This information is useful to enable the recipient of the quality score to differentiate between quality scores generated by different algorithms and adjust for any differences in processing or analysis as necessary.
6. The second information item (QVU) shall be a quantitative expression of the predicted matching performance of the biometric sample. This item contains the ASCII representation of the integer image quality score between 0 and 100 assigned to the image data by a quality algorithm. Higher values indicate better quality. An entry of "255" shall indicate a failed attempt to calculate a quality score. An entry of "254" shall indicate that no attempt to calculate a quality score was made. The use of additional values to convey other information should be harmonized with ISO/IEC 19794 standards.
7. The third information item (QAV) shall specify the integer value that is the ID of the vendor of the quality algorithm used to calculate the quality score. The IBIA shall maintain the Vendor Registry, which will map the value in this field to a registered organization.
8. The fourth information item (QAP) shall specify a numeric product code assigned by the vendor of the quality algorithm, which may be registered with the IBIA, but registration is not required. It indicates which of the vendor's algorithms was used in the calculation of the quality score. This field contains the ASCII representation of the integer product code and should be within the range 1 to 65,535.

This subfield is repeated for each image and quality algorithm used, separated by the $\underset{S}{R}$ character separator.

ORG 13.004 – Originating Agency. This **mandatory** ASCII field shall contain the identification of the administration or organization that originally captured the image contained in the record. Normally, the ORI of the agency that captured the image will be contained in this field. The SRC may contain up to 43 identifying characters. The data content of this field shall be defined by the user and be in accordance with the receiving agency.

PPC 13.015 – Print Position Coordinates. If finger position code "19" appears in field 13.013, this field contains offsets to the locations for the bounding box of the EJI, each of the full finger views, or segments within the EJI. When used, this field shall consist of six (6) mandatory information items to describe the type or portion of the image and its location within an entire joint image.

- The first information item is the number of the full finger view with values of "FV1" through "FV4". Values of "FV1" to "FV4" specify the bounding coordinates for each full finger view.
- The second information item is used to identify the location of a segment within a full finger view. It will contain the not applicable code "NA" if the image portion refers to a

full finger view or to the entire joint image locations. It shall contain "PRX", "DST", "MED" for a proximal, distal, or medial segment.

- The third information item contains the left horizontal offset in pixels to the left edge of the bounding box relative to the origin position in the upper left corner of the image.
- The fourth information item contains the right horizontal offset in pixels to the right edge of the bounding box relative to the origin position in the upper left corner of the image.
- The fifth information item contains the top vertical offset in pixels to the top of the bounding box.
- The sixth information item contains the bottom vertical offset in pixels from the upper left corner of the image down to the bottom of the bounding box.

For the case of a fingertip, the first information item shall be "TIP", and the second information item shall be "NA". The next four information items are the horizontal and vertical offsets as defined above.

The six information items within the field are separated by five "US" separators. This information will describe either the location of the entire joint image, one full finger view, or segment. Individual full finger or segment definitions may be repeated as subfields separated by the "RS" separator.

SHPS 13.016 – Scanned Horizontal Pixel Scale. This optional ASCII field shall specify the horizontal pixel density used for the scanning of the original impression providing the SLC field contains a "1" or "2." Otherwise, it indicates the horizontal component of the pixel aspect ratio. This field is used if the transmission pixel scale differs from the original image scale, as listed in Transmitted Horizontal Pixel Scale (HPS).

SPD 13.014 – Search Position Descriptors. This ASCII field shall be present if and only if the finger position code "19" appears in Field 13.013. This field shall consist of two mandatory information items.

- The first is the probable decimal finger position code (0-10, 16, or 17) taken from Table P-2.
- The second information item is the code taken from Table P-1 to indicate the portion of the images of full-length fingers using codes FV1 through FV4 as defined in Table P-1. Figure P-7 is an illustration of the Entire Joint Image for a middle finger with each of the full finger views and constituent parts identified.

SVPS 13.017 – Scanned Vertical Pixel Scale. This optional ASCII field shall specify the vertical pixel density used for the scanning of the original impression providing the SLC field contains a "1" or a "2." Otherwise, it indicates the vertical component of the pixel aspect ratio. This field is used if the transmission pixel scale differs from the original image scale, as listed in Transmitted Vertical Pixel Scale (VPS).

SLC 13.008 – Scale Units. This **mandatory** ASCII field shall specify the units used to describe the image sampling frequency (pixel density). A "1" in this field indicates pixels per inch; a "2" indicates pixels per centimeter. A "0" in this field indicates no scale is given. For this case, the quotient of HPS/VPS gives the pixel aspect ratio.

THPS 13.009 – Transmitted Horizontal Pixel Scale. This **mandatory** ASCII field shall specify the integer pixel density used in the horizontal direction of the image if the SLC contains a "1" or a "2." Otherwise, if the SLC contains a "0", it indicates the horizontal component of the pixel aspect ratio up to 5 digits.

TVPS 13.010 – Transmitted Vertical Pixel Scale. This **mandatory** ASCII field shall specify the integer pixel density used in the vertical direction of the image if the SLC contains a "1" or a "2." Otherwise, if SLC contains a "0", it indicates the vertical component of the pixel aspect ratio up to 5 digits.

VLL 13.007 – Vertical Line Length. This **mandatory** ASCII field shall contain the number of horizontal lines contained in the transmitted image.

Table R-1 Field List for Type-13 Record

Identifier	Condition	Field Number	Field Name	Character Type	Field Size Per Occurrence -		Occurrences		Example Data		
					Min	Max	Min	Max			
LEN	M	13.001	LOGICAL REC LENGTH	N	4	8	1	1	13.001:40164<GS>		
IDC	M	13.002	INFORMATION DESIGNATION CHARACTER	N	1	2	1	1	13.002:01<GS>		
IMP	M	13.003	IMPRESSION TYPE	N	1	2	1	1	13.003:0<GS>		
ORG	M	13.004	SOURCE AGENCY/	SET	9	9	1	1	13.004:CA0000001<US>CALIFORNIA PD<GS>		
	M		Originating Agency Identifier	AN							
	O		Originating Agency Name	AN						1	125
LCD	M	13.005	LATENT CAPTURE DATE	N	8	8	1	1	13.005:20040227<GS>		
HLL	M	13.006	HORIZONTAL LINE LENGTH	N	2	5	1	1	13.006:1600<GS>		
VLL	M	13.007	VERTICAL LINE LENGTH	N	2	5	1	1	13.007:1450<GS>		
SLC	M	13.008	SCALE UNITS	N	1	1	1	1	13.008:1<GS>		
THPS	M	13.009	TRANSMITTED HORIZONTAL PIXEL SCALE	N	1	5	1	1	13.009:500<GS>		
TVPS	M	13.010	TRANSMITTED VERTICAL PIXEL SCALE	N	1	5	1	1	13.010:500<GS>		
CGA	M	13.011	COMPRESSION ALGORITHM	AN	3	5	1	1	13.011:1<GS>		
BPX	M	13.012	BITS PER PIXEL	N	1	2	1	1	13.012:8<GS>		
FGP	M	13.013	FRICTION RIDGE GENERALIZED POSITION	N	1	2	1	6	13.013:13<GS>		
SPD	O	13.014	SEARCH POSITION DESCRIPTORS	SET	1	2	1	9			
			Probable Integer Finger Position Code	N							
			Finger Image Code	AN						3	3
PPC	O	13.015	PRINT POSITION COORDINATES	SET	2	3	1	12			
			Full Finger View	AN							
			Location of Segment	AN						2	3
			Left Horizontal Coordinate	N						1	5
			Right Horizontal Coordinate	N						1	5
			Top Vertical Coordinate	N						1	5
Bottom Vertical Coordinate	N	1	5								
SHPS	O	13.016	SCANNED HOR PIXEL SCALE	N	1	5	0	1	13.016:<GS>		
SVPS	O	13.017	SCANNED VER PIXEL SCALE	N	1	5	0	1	13.017:<GS>		
RSV	O	13.018 - 13.019	RESERVED FOR FUTURE DEFINITION by ANSI/NIST only	--	--	--	--	--	--		
COM	O	13.020	COMMENT	AN	2	126	0	1	13.020:<GS>		
RSV		13.021 - 13.023	RESERVED FOR FUTURE DEFINITION by ANSI/NIST only	--	--	--	--	--	--		
LQM	O	13.024	LATENT QUALITY METRIC	SET	1	2	0	9	13.024:10<US>255<US>IBIA VENDOR ID<US>VENDOR ALGORITHM ID #<GS>		
	M		Friction Ridge Code	N							
	M		Quality Value	N						1	3
	M		Algorithm Vendor Identification	H						4	4
	M		Algorithm Product Identification	N						1	5

Table R-1 Field List for Type-13 Record

Identifier	Condition	Field Number	Field Name	Character Type	Field Size Per Occurrence -		Occurrences		Example Data
					Min	Max	Min	Max	
RSV		13.025 - 13.199	RESERVED FOR FUTURE DEFINITION by ANSI/NIST-ITL only	--	--	--	--	--	
UDF	O	13.201-13.900	USER-DEFINED FIELDS	--	--	--	--	--	
RSV		13.901	RESERVED FOR FUTURE DEFINITION by ANSI/NIST-ITL only						
ANN	O	13.902	ANNOTATED INFORMATION	SET					
	M		Greenwich Mean Time	ANS					
	M		Processing Algorithm Name/Version	ANS	1	64	0	*	
	M		Algorithm Owner	ANS	1	64			
	M		Process Description	ANS	1	255			
DUI	O	13.903	DEVICE UNIQUE IDENTIFIER	ANS	13	16	0	1	
MMS	O	13.904	MAKE/MODEL/SERIAL NUMBER	SET					
	M		Make	ANS	1	50			
	M		Model	ANS	1	50	0	1	
	M		Serial Number	ANS	1	50			
RSV		13.905 – 13.994	RESERVED FOR FUTURE DEFINITION by ANSI/NIST-ITL only						
ASC	O	13.995	ASSOCIATED CONTEXT	SET					
	M		Associated Context Number	N	1	3	0	255	
	O		Associated Segment Position	N	1	2			
HAS	O	13.996	HASH	H	64	64	0	1	
SOR	O	13.997	SOURCE REPRESENTATION	SET					
	M		Source Representation Number	N	1	3	0	255	
	O		Reference Segment Position	N	1	2			

Table R-1 Field List for Type-13 Record

Identifier	Condition	Field Number	Field Name	Character Type	Field Size		Occurrences		Example Data
					Per Occurrence -		-----		
					Min	Max	Min	Max	
GEO	O	13.998	GEOGRAPHIC SAMPLE ACQUISITION LOCATION	SET					
	C		Universal Time Entry						
	C		Latitude Degree Value	NS	1	9			
	C		Latitude Minute Value	NS	1	8			
	C		Latitude Second Value	N	1	8			
	C		Longitude Degree Value	NS	1	10			
	C		Longitude Minute Value	NS	1	8			
	C		Longitude Second Value	N	1	8			
	O		Elevation	NS	1	8			
	O		Geodetic Datum Code	AN	3	6	0	1	
	O		Geographic Coordinate Universal Transverse Mercator Zone	AN	2	3			
	C		Geographic Coordinate Universal Transverse Mercator Easting	N	1	6			
	C		Geographic Coordinate Universal Transverse Mercator Northing	N	1	8			
	O		Geographic Reference Text	ANS	1	150			
	O		Geographic Coordinate Other System Identifier	ANS	1	10			
	C		Geographic Coordinate Other System Value	ANS	1	126			
DAT	M	13.999	IMAGE DATA	B	2	--	1	1	13.999:<IMAGE DATA COMPRESSED@ 15:1> <FS>

APPENDIX A C- ACRONYMS

AA	Plain Arch
ABIS	DoD Automated Biometric Identification System
AC	Approximate Finger Class
ACN	Action to be Taken
AF	Air Force Serial Number
AFIS	Automated Fingerprint Identification System
AFM	Alternate Fingerprint Quality Metric
AFV	AFIS Feature Vector
AGR	Age Range
AKA	Aliases
AMN	Amnesia Victim
AMP	Amputated or Bandaged
AMPCD	Amputated or Bandaged Code
AN	Non-Immigrant Admission Number
ANS	Alphanumeric Special
ANSI	American National Standards Institute
AOL	Arrest Offense Literal
APAT	Pattern Classification
APB	Advisory Policy Board
AR	Alien Registration Number
AS	Air National Guard Serial Number, Army Serial Number, or National Guard Serial Number
ATR	Audit Trail Record
ASCII	American Standard Code for Information Interchange
ASL	Arrest Segment Literal
ATN	“Attention” Indicator
AU	Arch, Type Not Designated
BATQ	Biometric Audit Trail Query Request
BATR	Biometric Audit Trail Response
BCD	Biometric Capture Date
BDB	Biometric Data Block
BDEC	Biometric Decision Submission
BDECR	Biometric Decision Response
BDEL	Biometric Delete Request
BDELR	Biometric Delete Response
BDQ	Biometric Data Quality
BF	Bureau Fugitive Index Number
BFO	BDB Format Owner
BFT	BDB Format Type
BIA	Biometric Image Available
BID	Biometric Image Description
BIR	Biometric Information Record
BPX	Bits per pixel
BSI	Biometric Set Identifier

BTY	Biometric Type
CAN	Candidate List
CAR	Criminal Tenprint Submission (Answer Required)
CBEFF	Common Biometric Exchange File Format
CCN	Court Case Number
CDD	Court Disposition Date
CG	Coast Guard Serial Number
CHQ	Characterization Quality
CI	Criminal File
CI	Central Pocket – Loop Whorl – Inner
CI	Canadian Social Insurance Number
CIDN	Contributor Assigned Identification Number
CIN	Contributor Case Identifier Number
CIX	Contributor Case Identifier Extension
CJIS	Criminal Justice Information Services
CLQ	Classifier Quality
CM	Central Pocket – Loop Whorl – Meeting
CNA	Criminal Tenprint Submission (No Answer Necessary)
CNL	Candidate Investigative List
CNT	File Content
CO	Central Pocket – Loop Whorl – Outer
COF	Coordinate Offsets
COM	Comment
COTS	Commercial Off-the-Shelf
CPD	Criminal Subject Photo Delete Request
CPDR	Criminal Fingerprint Direct Route
CPL	Other Court Sentence Provision Literal
CPNU	Criminal Fingerprint Processing Non-Urgent
CPR	Criminal Subject Photo Request
CR	Criminal File
CRA	Core(s) Attributes
CRI	Controlling Agency Identifier
CRN	Civil Record Number
CSA	CJIS Systems Agency
CSF	Cascaded Search Flag
CSL	Court Segment Literal
CSN	Candidate Sequence Number
CSP	Color Space
CSR	Civil Search Requested
CST	Case Title
CTF	Contrast Transfer Function
CTZ	Country of Citizenship
DAI	Destination Agency Identifier
DAT	Date of Dissemination
DCS	Directory of Character Sets

DEK	Known Deceased
DEU	Unknown Deceased
DHS	Department of Homeland Security
DI	Central Pocket – Double Loop Whorl – Inner
DLA	Delta(s) Attributes
DM	Central Pocket – Double Loop Whorl – Meeting
DMI	Disposition Maintenance Indicator
DMM	Device Monitoring Mode
DO	Central Pocket – Double Loop Whorl – Outer
DOA	Date of Arrest
DOCE	Departmental Order Channeling Electronic
DOM	Domain Name
DOO	Date of Offense
DOS	Date of Arrest – Suffix
DPR	Date Printed
DSPE	Disposition File Maintenance Submissions
DSPR	Disposition Response
DST	Distal
DUI	Device Unique Identifier
EAD	Employer and Address
EBTS	Electronic Biometric Transmission Specification (started with version 8 of this document)
ECL	Eye Color
EFTS	Electronic Fingerprint Transmission Specification (ended with version 7.1 of this document)
EHRR	Electronic History Request Response – Individual Identity History Subject Sheets
EID	Employee Identification Number
EJI	Entire Joint Image
EMUF	Electronic (In)/Manual (Out) User Fee
EQER	External Query History Error Response
EQHR	External Query History Request
EQRR	External Query History Request Response – Summary
ERRA	Administrative Transaction Error
ERRI	Image Transaction Error
ERRL	Latent Transaction Error
ERRT	Tenprint Transaction Error
ERS	Electronic Rap Sheet
ETC	Estimated Time to Complete
EXP	Response Explanation
EYE	Color Eyes
EVI	Event Identifier
FANC	Federal Applicant (No Charge)
FAUF	Federal Applicant User Fee
FBI	Federal Bureau of Investigation
FCP	Fingerprint Characterization Process
FDSP	Electronic Fingerprint Disposition Submission

FFN	FBI File Number
FGN	Finger Number
FGP	Finger Position
FID	Feature Identifier
FIS	Fingerprint Image Submission
FISR	Fingerprint Image Submission Response
FIU	Fingerprint Image(s) Updated
FMT	Minutiae Format
FNDR	Federal No-Charge Direct Route
FNR	Finger Number(s) Requested
FNU	FBI Number
FP	Fingerprint
FS	File Separator – indicates the record is complete (end of file)
FVR	Fingerprint Verification Request
FV x	Full Finger View (x = a number)
GCA	Grayscale Compression Algorithm
GEO	Geographic Area of Search
GMT	Greenwich Mean Time
GS	Group Separator – indicates a new field is to follow
GUI	Global Unique Identifier
HAI	Hair Color
HDV	CBEFF Header Version
HGT	Height
HLL	Horizontal Line Length
HPS	Horizontal Pixel Scale
HTI	Hit Type Indicator
HTR	Height Range
HW	Hardware
IAFIS	Integrated Automated Fingerprint Identification System
IBIA	International Biometrics Industry Association
ICN	IAFIS Control Number
ICO	Identification Comments
ID	Identity or Identification
IDC	Information Designation Character
IHS	Identity History Summary
IID	Iris Image Data
IIE	Iris Image Enrollment
IIER	Iris Image Enrollment Request Response
III	Interstate Identification Index
IIR	Iris Images Requested
IMA	Image Capture Equipment
IMG	Image Data
IMP	Impression Type
IMT	Image Type
INCITS	International Committee for Information Technology Standards
IO	Identification Order Number

IPC	Image Property Code
IQM	Image Quality Metric
IQS	Image Quality Score
IRD	Iris Capture Date
IRQ	Biometric Image/Feature Retrieval Submission
IRR	Fingerprint Image Request Response
ISO	International Organization for Standardization
ISR	Image Summary Response
ITL	Information Technology Laboratory
ITN	Identification, Tasking, and Networking
ITF	International Terrorist File
ITFR	International Terrorist File Request Response
JPEG	Joint Photographic Experts Group
LCD	Latent Capture Date
LFFS	Latent Friction Ridge Features Search
LFIS	Latent Friction Ridge Image Search
LFS	Latent Fingerprint Image(s) Submission
LPNQ	Latent Penetration Query
LPNR	Latent Penetration Query Response
LPU	Latent Print Unit
LRSQ	Latent Repository Statistics Query
LRSR	Latent Repository Statistics Response
LS	Left Slant Loop
LSR	Latent Submission Results
MAK	Make
MAP	Miscellaneous Applicant Civil
MC	Marine Corps Serial Number
MD	Mariner's Document or Identification Number
MDD	Message Data Dictionary
MDX	Minutiae Identification Index
MED	Medial
MET	Method
MFC	Message Field Code
MIL	Military Code
MIN	Minutiae
MMS	Make/Model/Serial Number
MNC	Maximum Number of Candidates
MNT	Minutiae Type Designation
MNU	Miscellaneous Identification Number
MODL	Model
MP	RCMP Identification of Fingerprint Section Number
MPR	Missing Person
MPS	Major Case Print Segment
MRC	Minutiae and Ridge Count Data

MSG	Message [or] Status/Error Message (appears both ways)
MTD	Minutiae Type Designation
MTF	Modular Transfer Function or Modulation Transfer Function (appears both ways)
NA	National Agency Case Number
NAM	Name
NCIC	National Crime Information Center
NCR	Number of Candidates / Images Returned
NDR	Name of Designated Repository
N-FACS	National Fingerprint-Based Applicant Check Study
NFAP	Non-Federal Advanced Payment
NFF	National Fingerprint File
NFIQ	NIST Fingerprint Image Quality
NFUE	Non-Federal User-fee Expedite
NFUF	Non-Federal Applicant User Fee
NIR	Number of Images Requested
NIST	National Institute of Standards and Technology
NMN	Number of Minutiae
NNDR	Non-Federal No-Charge Direct Route
NOT	Note Field
NRC	Number of Required Candidates
NS	Navy Serial Number
NSR	Native Scanning Resolution
NTR	Nominal Transmitting Resolution
OA	Originating Agency Police or Identification Number
OCA	Originating Agency Case Number
OCP	Occupation
OEM	Original Equipment Manufacturer
OFO	Other Federal Organizations
OFR	Originating Fingerprint Reading System
ORI	Originating Agency Identifier
ORN	Orientation Uncertainty
PAS	Photo Acquisition Source
PAT	Pattern Level Classifications
PATCL	Pattern Classification Code
PAX	Photo Acquisition Source
PCD	Palmprint Capture Date
PDR	Photo Delete Response
PEN	Penetration Query Response
PHD	Photo Date
PHT	“Photo Available” Indicator
PI	Personal Identification Number (State Issued Only)
PI	Plain Whorl – Inner
PM	Plain Whorl – Meeting
PNG	Portable Network Graphics
PO	Plain Whorl – Outer
POA	Pose Offset Angle

POB	Place of Birth
POS	Subject Pose
PP	Passport Number (U.S. only)
PPA	Palmprints Available
PPE	Palmprint Enrollment Request
ppi	pixels per inch
PPR	Palmprint Enrollment Response
PRI	Priority
PRR	Subject Photo Request Response
PRX	Proximal
PRY	Transaction Priority
PS	Port Security Card Number
PTD	Person Type Designator
PTY	Photo Type
PUM	Position Uncertainty
PXS	Photo Description
QMS	Quality Measure
RAC	Race
RAE	Rotation Angle of Eye
RAP	Request for Electronic Rap Sheet
RAU	Rotation Uncertainty
RCD1	Ridge Core Delta One for Subpattern Classification
RCD2	Ridge Core Delta Two for Subpattern Classification
RCN1	Ridge Count Number One
RCN2	Ridge Count Number Two
RDG	Minutiae Ridge Count Indicator
REC	Response Code
RES	Residence of Person Fingerprinted
RET	Retention Code
RFC	Request For Change
RFP	Reason Fingerprinted
RFR	Request Features Record
RISC	Repository for Individuals of Special Concern
RMS	Root Mean Squared
ROV	Region of Value
RPIS	Rapid Fingerprint Identification Search
RPISR	Rapid Fingerprint Identification Search Response
RPR	Request Photo Record
RS	Record Separator – indicates a repetition of field or group of subfields are to follow
RSO	Octant Residuals
RSR	Repository Statistics Response
RSV	Reserved
RTID	(Canada) Real Time Identification
SAN	State Arrest Number
SAP	Subject Acquisition Profile
SCNA	AFIS Segment Control Number

SCO	Send Copy To
SDOB	Submitted Date of Birth
SEC	Subject Eye Color
SEG	Fingerprint Segment Position(s)
SERNO	Serial Number
SEX	Sex
SFP	Subject Feature Points
SHC	Subject Hair Color
SHPS	Scan Horizontal Pixel Scale
SIB	State Identification Bureau
SID	State Identification Number
SII	Supplementary Identity Information
SLC	Scale Units
SLE	Custody or Supervisory Status Literal
SMD	SMT Descriptors
SMT	Scar, Mark and Tattoo
SMS	SMT Size
SNAM	Submitted Name
SNR	Signal-to-Noise Ratio
SOC	Social Security Account Number
SOR	Want or Sex Offender Registry
SPA	Subject Pose Angle
SPC	Special Population Cognizant Files
SPCN	Special Population Cognizant Number
SQM	Segmentation Quality Metric
SQS	Subject Quality Score
SRC	Source Agency
SRE	Submission Results – Electronic
SRF	Search Results Findings
SRL	Search Results — Latent
SRT	Search Results — Tenprint
SS	Selective Service Number
SSD	Custody or Supervisory Status Start Date
STD	Special Table Data
SVPS	Scan Vertical Pixel Scale
SW	Software
SXS	Subject Facial Description
TAA	Treat As Adult
TBD	To Be Determined
TBR	To be Resolved
TCD	Tenprint Capture Date
TCN	Transaction Control Number
TCR	Transaction Control Reference
TIP	Rolled Tip
TOT	Type of Transaction
TPFS	Tenprint Fingerprint Features Search

TPIS	Tenprint Fingerprint Image Searches
TPRS	Tenprint Rap Sheet
TPRR	Tenprint Rap Sheet Response
TSR	Type of Search Requested
TT	Tented Arch
UC	Unclassifiable [or] Unable to Classify
UCN	Universal Control Number
UDF	User-Defined Field
UDI	User-Defined Image
UHN	Unsolicited Hit Notification
UK	United Kingdom
ULD	Unsolved Latent Record Delete Request
ULDR	Unsolved Latent Delete Response
ULF	Unsolved Latent File
ULM	Unsolved Latent Match Notification
ULR	Unsolved Latent Retained
UP	Unable to Print
US	Unit Separator – indicates another subfield is to follow
US-VISIT	U.S. Visitor and Immigrant Status Indicator Technology
UTD	User-Defined Testing Date
UULD	Unsolicited Unsolved Latent Delete
V	Version
VA	Veterans Administration Claim Number
VAR	Value-Added Reseller
VER	Version
VID	Version Identifier
VLL	Vertical Line Length
VPS	Vertical Pixel Scale
WGT	Weight
WSQ	Wavelet Scalar Quantization
WTR	Weight Range
WU	Whorl, Type Not Designated
XI	Central Pocket – Accidental Whorl – Inner
XM	Central Pocket – Accidental Whorl – Meeting
XML	eXtensible Markup Language
XO	Central Pocket – Accidental Whorl – Outer
XXX	Unknown